


wireless world

JANUARY 1982 70p

Australia A\$ 2.40
Canada C\$3.25
Denmark DKr 28.25
Germany DM 6.50
Greece Dra 160.00
Holland Dfl 8.00
Italy L 3100
Norway Nkr 24.00
Singapore M\$ 5.50
Spain Ptas 240.00
USA \$ 3.75

**Clandestine
radio**

**Nanocomp eprom
programmer**



**A million years
of programming**

Geoff Harrold 81

Telequipment 1000 Series The choice is yours

Tried, Tested and now even better!

Since their introduction a few years ago, Telequipment's D1000 series of high performance low-cost oscilloscopes have established themselves at the forefront of the market. High performance because they are the result of intensive research and design efforts by one of the world's leading electronic instrument manufacturers, and low cost because of volume production in a modern automatic production plant.

Performance to spare.

With the D1000 series, Telequipment regard specifications as lower

limits, not maxima. For example, the D1016A bandwidth is specified as 20MHz. The typical figure is actually in the region of 23 to 25MHz and the usable bandwidth nearer 35MHz.

Input attenuator tolerances are now specified at $\pm 3\%$ for all D1000 series oscilloscopes, a considerable improvement over the previous $\pm 5\%$. But again, the user may well find the true figure closer to $\pm 2\%$.

More Accurate Time Bases

The time bases, too, have been upgraded. All new D1000 instruments have been equipped with thermal compensation which

tightens time measurement accuracy to $\pm 3\%$, with improved stability as a bonus.

To match these improved time base specifications, trigger bandwidths and performance characteristics have been substantially enhanced.


Better Display

The D1016A also has a new CRT. The size is just the same easy-to-view 10 x 8cm but with an internal graticule and a quick-heat cathode. It has a "GY" phosphor which is a near equivalent to the P31 but is more efficient actinically at low beam currents and high writing speeds.

A Choice of Bandwidth

10MHz or 20MHz with 5mV division sensitivity at full bandwidth and 1mV division at 5MHz in the D1016A, 4MHz in the D1011, and a choice of display modes; Algebraic Add, True X-Y, Channel 1 and 2 Chopped or Alternated, Channel 2 only, and Channel 2 Inverted.

For further details send reply coupon today.



Also available from Electroplan.

Please send details of the
D1016A D1010/D1011

Name _____

Position _____

Company _____

Address _____

Telephone _____

ww


Tektronix U.K. Ltd.
P.O. Box 69,
Harpenden, Herts AL5 4UP
Telephone: Harpenden 63141
Telex: 25559



wireless world

ELECTRONICS
TELEVISION
RADIO
AUDIO

JANUARY 1982 Vol 88 No 1552



Front cover picture, painted by Geoff Harrold, is discussed in this month's editorial "A million years of programming".

IN OUR NEXT ISSUE

Video camera interface allows a microcomputer to accept, store and display a picture generated by a television camera.

Cassette data recording at high speed on a low-cost audio recorder is obtained by circuit used for Open University's Radiotext project.

Active-deflector television improves reception of u.h.f. transmissions in remote areas of poor signal strength.

Current issue price 70p, back issues (if available) £1, at Retail and Trade Counter, Units 1 & 2, Bankside Industrial Centre, Hopton Street, London SE1. Available on microfilm; please contact editor.

By post, current issue £1.6p, back issues (if available) £1.50, order and payments to EEP General Sales Dept., Quadrant House, The Quadrant, Sutton, Surrey SM2 5AS.

Editorial & Advertising offices: Quadrant House, The Quadrant, Sutton, Surrey SM2 5AS.

Telephones: Editorial 01-661 3500. Advertising 01-661 3130.

Telegrams/Telex: 892084 BISPRS G. Subscription rates: 1 year £12 UK and £15 outside UK.

Student rates: 1 year £8 UK and £10 outside UK.


Distribution: Quadrant House, The Quadrant, Sutton, Surrey SM2 5AS. Telephone 01-661 3500.

Subscriptions: Oakfield House, Perry-mount Road, Haywards Heath, Sussex RH16 3DH. Telephone 0444 59188. Please notify a change of address.

USA mailing agents: Expeditors of the Printed Word Ltd, 527 Madison Avenue, Suite 1217, New York, NY 10022. 2nd-class postage paid at New York.

© IPC Business Press Ltd, 1982 ISSN 0043 6062

- 29 A MILLION YEARS OF PROGRAMMING**
-
- 30 NANOCOMP EPROM PROGRAMMER**
by R. Coates
-
- 34 CLANDESTINE RADIO**
by Pat Hawker
-
- 39 LETTERS TO THE EDITOR** Radio Amateurs Examination
Leap seconds Invention of stereo recording
-
- 43 WORLD OF AMATEUR RADIO**
-
- 44 DIGITAL STORAGE AND ANALYSIS OF SPEECH**
by I. H. Witten
-
- 46 THE NEW ELECTRONICS**
by Hugh Jaques
-
- 47 WALSH FUNCTIONS**
by Thomas Toddan
-
- 50 DISPLAY AID FOR MICROPROCESSORS**
by K. Padmanabhan and A. P. Senthinathan
-
- 52 NEWS OF THE MONTH**
Very thin films Video centre proposed
-
- 57 AUTOMATED DIRECTION FINDER**
by J. Barratt
-
- 61 LONG DISTANCE TELEVISION**
by K. Hamer and G. Smith
-
- 65 MULTICHANNEL DIGITAL TAPE RECORDER**
by A. J. Ewins
-
- 71 HIGH RESOLUTION WEATHER SATELLITE PICTURES**
by M. L. Christieson
-
- 74 CARDBOARD CLOCK**
by M. McLoughlin
-
- 80 NEW PRODUCTS**
-
- 82 SIDEBANDS**
by Vector




The Professionals

VALVES, SEMICONDUCTORS
& COMPONENTS for:-

Communications, Displays,
Radar, Computer,
Audio etc.

Hall Electric Limited.
Electron House.
Cray Avenue, St. Mary Cray.
Orpington, Kent BR5 3QJ.
Telephone: Orpington 27099
Telex: 896141

MIN DEF APPROVAL 0529/0531



Tilt.

Nothing to do with pinball wizardry, has a great deal to do with programme balance.

The recording or broadcast engineer attempts to capture the ambience of the studio or concert hall but what the listener perceives is the aggregate of this and the reverberation characteristics of his listening room.

If all listening rooms were equal the engineer could make due allowance, but since some listening rooms are more equal than others, the engineer has to assume some arbitrary norm, and the chances are that further correction and compensation will give improved results. Thus a reverberant recording reproduced in a 'live' listening room will sound overbright and a dry


recording reproduced in an overdamped or 'dead' room will sound dull and bass heavy.

The tilt control on the Quad 44 cannot alter the reverberation characteristics of your room but by gently sloping the frequency response of your system about a centre point, chosen to maintain a constant overall subjective level, it can produce a more natural programme balance, without introducing unwanted colouration.

If you are in any doubt that the listening room characteristics have a fundamental effect upon the final results try listening to the same record played on the same equipment in two different rooms.

To learn all about the Quad 44 write or telephone for a leaflet.

The Acoustical Manufacturing Co. Ltd., Huntingdon PE18 7DB.
Telephone: (0480) 52561.




QUAD 
for the closest approach
to the original sound

QUAD is a registered trade mark.

CURRENT USED


Everything as new-




Yokagawa
3047 2 Channel Chart Recorder.
0.5mV-100V: 2cm/hr-60cm/min.
£435.00



Marconi
TF975B/2 unused condition. AM/FM
Signal Generator 200KHz-220MHz.
1µV-200mV. 75KHz deviation on FM
£750.00



Marconi
TF2603 R.F. Electronic Millivoltmeter
1mV-3V r.m.s. in 8 ranges 50KHz-
1500MHz Supplied with accessories in
case **£525.00**



Telequipment
D83 Oscilloscope with S2A-V4 plug-
ins DC-50MHz 5mV-20V/div full
delayed sweep **£725.00**

ANALOGUE VOLTMETERS AND MULTIMETERS

- AVO**
EA113 Electronic Multimeter. **£115.00**
- Marconi**
TF2600 AC Millivoltmeter. 10Hz-5MHz. 1mV-300V **£175.00**
TF2603 RF Millivoltmeter 300µV Sensitivity 50KHz-1.5GHz **£525.00**
TF2604 Electronic Voltmeter. AC 20Hz-1.5GHz. 300mV-1KV. DC 10mV-1KV. 0.2Ω-500MΩ **£350.00**

ANALYSERS

- Dymar**
1771 Wave Analyser 20Hz-50KHz **£275.00**
- General Radio**
1911A Sound and Vibration Analyser. C/W Graphic level recorder. 4.5Hz-25KHz. 1/3 or 1/10 octave **£950.00**
- Hewlett Packard**
331A Distortion analysers. 5Hz-600KHz to 0.1% voltmeter 300µV-300 volts at 2% **£350.00**
332A Distortion Meter 5Hz-600KHz **£495.00**
333A Distortion Meter with Auto null **£675.00**
8407A/B412A Network Analyser **£1950.00**

- Marconi**
TF2370 Spectrum Analyser. 30Hz-110MHz. 0.1dB and 5Hz resolution **£6500.00**
- Tektronix**
R491 Spectrum Analyser 10MHz-40GHz **£3500.00**

BRIDGES & COMPONENT TESTERS

- Avo**
BR3/500 Megger (Brand New) **£464.00**
- Boonton**
63H Inductance Bridge. 0-110mH. Bridge frequency 5-500KHz **£1250.00**

- Marconi**
TF1313 Univ Bridge 0.25% **£395.00**
TF1245A + TF1246 'O' meter **£1100.00**
TM4520 Set of Inductors **£350.00**

- Rohde & Schwarz**
LRT (BN6100) Inductance Meter. 1pH-100µH. 2.2-285KHz. **£395.00**

- Wayne Kerr**
B221 + Q221 Bridge **£250.00**
B601 R.F. Bridge **£395.00**
B801 VHF Admittance Bridge **£450.00**
B901 VHF Admittance Bridge **£350.00**
SR268 Source and Detector **£875.00**
BB01B S161. R161 Admittance Bridge. Source and Detector LCR 1MHz - 100MHz 2% P.O.A.

CALIBRATION EQUIPMENT

- Bradley**
192 Oscilloscope Calibrator **£875.00**
- Fluke**
332A DC Voltage Calibrator. 0 to 1111.1110V. 0.1ppm resolution. 0.003% calibration accuracy **£1495.00**

- Tektronix**
106 Squarewave Generator less than 1ns rise time 10Hz to 1MHz. P.O.A.
184 Time-mark Generator with markers from 100ns to 55 Sinewave 10, 20 and 50ns 1 volt into 50Ω. P.O.A.
191 Constant Amplitude Generator. 350KHz-100MHz **£350.00**

FREQUENCY COUNTERS

- Marconi**
TF2430 unused condition. 7 digit 10Hz-80MHz 25MV Sensitivity **£175.00**
TF2431 Frequency Calibrator **£250.00**

DVM'S AND DMM'S

- Hewlett Packard**
34702A + 34740A 4 digit DC/AC volts and R **£195.00**

- 34750A + 34740A 5 digit DC/AC volts and R **£275.00**

- Philips**
PM2527 4½ Digit DMM. AC/DC volts, current and resistance. 10µV resolution. True RMS **£400.00**

- Solartron**
A243 5½ Digit DMM. AC/DC volts, resistance. 1µV resolution. 30 day warranty **£375.00**
7055 Microprocessor DMM. Scale Length 20,000. AC/DC volts, resistance. 1µV resolution **£600.00**
7055 plus processor control and RS232 interface **£900.00**
7065 Microprocessor DMM. Scale length 1,400,000. AC/DC volts, resistance **£695.00**
7065 plus processor control and RS232 interface **£995.00**

MULTIMETERS

- Avo**
Test Set Number 1. 20KΩ/volt, very robust **£75.00**
AVO B 20KΩ/volt **£70.00**
Full lead kit **£6.25**
- S.E.I.**
Super 50 Selectest. 20KΩ/volt **£77.00**

OSCILLOSCOPES

- Hewlett Packard**
182C + 1805A + 1825A 100MHz Dual Trace **£1250.00**
140B-C52 + 1415A TDR Set-up in mint cond **£750.00**

- Marconi**
TF2213/1 + TK2214 X-Y Display and memory **£550.00**

- SE Labs**
SM121 6 Channel Monitor. 12" crt. internal sweep **£395.00**

- Tektronix**
465 Dual Trace Portable Oscilloscope. DC - 100MHz. 5mV-5V/div. Full delayed sweep **£1350.00**

- 465B Dual Trace Portable DC-100MHz 5mV-5 volts/DIV. Full Delay Sweep **£1650.00**
466 Dual Trace Portable Storage Oscilloscope. Spec as per 464 but max writing speed 3000div/s **£2875.00**
475 200 MHz portable Scope **£2000.00**
5403 with 5A18N 2MHz Dual Trace plug-in 5A21N 1MHz differential plug-in. 5B42 Delay Sweep plug-in **P.O.A.**
7603 mainframe complete with 7A18N 5mV Sensitivity 75MHz bandwidth. 7B53N Delay Sweep T'base **£3000.00**

- Telequipment**
D75 Dual Trace Portable Oscilloscope. NEW TUBE 5mV Sensitivity. DC - 50MHz delay sweep **£750.00**

OSCILLOSCOPE PROBES

- EB90 X1 Probe. 1.2 mtr length DC - 20MHz **£7.00**
- EB91 X10 Probe. 1.2 mtr length DC - 100MHz **£8.50**
EB95 X1. X10 Probe. 1.2 mtr length DC - 10MHz or DC - 100MHz **£11.50**
- Tektronix**
P6013 12KV 1000 x Probe **£175.00**
P6019 Current Probe with 134 amplifier. 1mA to 1A/DIV 12Hz - 40MHz **£175.00**

POWER SUPPLIES

- Advance**
MG5-60 5V @ 60A switching **£160.00**
MG5-20 5V @ 20A switching **£120.00**
MG5-10 5V @ 10A switching **£95.00**
MG24-12 24V @ 12A switching **£130.00**

- Weir**
423D ±0-30 volts at 0.5A **£70.00**
430-0-30 volts at 2.0A **£70.00**
761 ±0-30 volts at 2 amps or ±0-15 volts at 4 amps **£95.00**

RECORDERS

Racal.

5 GOOD REASONS WHY YOU SHOULD DEAL WITH ELECTRONIC BROKERS

1 FULL GUARANTEE
At Electronic Brokers we give you a TWELVE MONTHS

WARRANTY on test equipment and 90 DAYS ON MOST COMPUTER PERIPHERALS. And we'll stand behind it all the way.

2 FAST DELIVERY
When you buy used equipment from Electronic

Brokers, it can be yours in a matter of only days. No waiting for manufacturers lengthy production schedules.

3 LOWEST PRICES
As the leading Second User Equipment company in

Europe, we are able to buy in bulk selecting only the very best equipment. This means we can sell to you at the lowest possible prices.


4 SUPERBLY MAINTAINED EQUIPMENT
When you buy from Electronic Brokers you

know the equipment is in 'top notch' condition. It is refurbished in our own service laboratories and checked to meet the manufacturer's sales specifications.

5 STATE-OF-THE-ART-TECHNOLOGY
At Electronic Brokers, we

carry large stocks of modern test and computer equipment and our strong buying power means we are able to purchase the very latest state-of-the-art technology.

Brokers



TEST EQUIPMENT


except the price!




Radlometer
GM1C Stereo Generator. Internal or external modulator. 100MHz carrier at 1mV-100mV **£375.00**



Philips
 PM3212 Dual Trace Portable DC—25MHz 2mV-10V/div **£495.00**



Marconi
 TF2002B AM/FM Signal Generator. 10KHz-88MHz 0.1µV-1V, 20Hz-20KHz mod. frequency **£1200.00**



Tektronix
 432 Tektronix Oscilloscope 1mV Sensitivity. (Dual Trace Portable) DC-25MHz **£495.00**

re 7D Tape Recorder channels FM electronics DC — 20KHz. 16-60ips. **£4895.00**

E. Labs.
 12 50 Channel UV Recorder. Servo paper. up to 5 metres/sec. 12" paper **£1100.00**

atenabe.
 1641 6 Channel Chart Recorder. 1mV-10V. 250mm scan width **£1495.00**

SIGNAL SOURCES

Hewlett Packard.
 24A Decade LF Oscillator. 10Hz-1MHz. 10V-10V into 600Ω **£695.00**

5A AM Signal Generator. 50KHz-65MHz **£475.00**

5B AM Signal Generator. 50KHz-65MHz. 10-95% **£850.00**

1F VHF Signal Generator. 24.5MHz. **£600.00**

1B UHF Signal Generator. 18 to 4.2GHz. Int. Mod. **£1000.00**

1B Test Oscillator. 10Hz-10MHz. 1mV-3.16V. **£415.00**

10A Function Generator. 3005Hz-50KHz **£295.00**

10A Frequency Synthesizer. 0.01Hz-13MHz. F range 0— +13dBm into 50Ω. Long term frequency accuracy ± 10 parts in 10⁶ of setting per year. **£995.00**

10B Phase Locked fitted with options 001, 2 and 3. Digital readout 500KHz-1100MHz. AM and FM modulation. **£5150.00**

10A/8699B RF Sweeper System. 0.1-4GHz. 2 ranges. Max O/P 10mW to 2GHz and 1mW to 4 GHz. **£2300.00**

Marconi.
 1-4H/4 AM Signal Generator. 10KHz-1MHz. 2µV-2V. **£750.00**

1-4H/5 A.M. Signal Generator. 10KHz-1MHz. **£495.00**

1-4H/2 UHF Signal Generator. 20-200MHz. **£495.00**

TF1370A Wide Range RC Oscillator. 10Hz-10MHz. Sine wave, square wave upto 100KHz. **£275.00**

TF2000 A.F. Signal Source. **£325.00**

TF2002B AM/FM Signal Generator. 10KHz-88MHz, 0.1µV-1V. 20Hz-20KHz Mod. frequency. **£1200.00**

TF2005R 2 Tone Signal Source. 20Hz-20KHz 0-111dB in 0.1dB steps. **£295.00**

TF2015 AM/FM Signal Generator. 10-520MHz 0.2µV to 200mV. **£955.00**

TF2361 Sweep Generator with TM9693 Plug in to give 1-300MHz with internal or external markers. TM9695 attenuator 0.5-500m Volts in 1dB steps. TM9701 LHF detector. TM9958 RHO-Bridge to measure V.S.W.R. **£1500.00**

Philips.
 PM6456 Stereo Generator. Separate L and R Signals. Carrier frequency 100MHz ± 1%. PF O/P 3mV pk-pk. **£250.00**

Radlometer
 SMG1 Stereo Generator L or R Channel internal or external modulation. 100MHz carrier at 10mV to 100mV. **£375.00**

SOUND LEVEL METERS

General Radio.
 1981 Sound Level Meter. 70-120dB. Digital and analogue reading. Peak hold. A weighting **£300.00**

1983 Sound Level Meter. 70-120dB. A weighting **£195.00**

T.V. TEST EQUIP

Tektronix
 141A PAL Signal Generator. High quality test signals for 625 line. **£1500.00**

1481C PAL Waveform monitor in as new condition **£2275.00**

TRANSMISSION MEASURING EQUIPMENT

Marconi.
 TF2332 AF Transmission Test Set. 20Hz-20KHz **£425.00**

TF2343 Quantization Distortion Tester checks A.F. to A.F. distortion of P.C.M. Systems **£600.00**

Siemens.
 D2040 Selective Level Analyser and Voltmeter. 10Hz-60KHz. —110dB to +50dB. 3µV-300V Lin and log indication. 5 digit frequency readout. **£1200.00**

D2072 + W2072 Level Meter and Oscillator 50KHz-100MHz. —110dB-0dB. Receive bandwidth 3.1 and 10KHz. **£2200.00**

W2006 + D2006 Carrier Level Test Set. 10KHz-17MHz. —100 to +10dB **£1650.00**

W2007 + D2007 Carrier Level Test Set. 6KHz-18.6MHz. —120 to +20dB. **£1800.00**

Wandel and Goltermann.
 PF-1 Digital Error Rate Measuring Set. Consisting of PFM-1 Digital Error Rate Meter and PFG-1 Pattern Generator. **£2490.00**

SPM-6 and PS-6 Level Measuring Set. 6KHz-18.6MHz. —110dB to +20dB. Mains / battery operation. **£2150.00**

PCM-1 PCM Test Set. PDA-64 PCM Signalling Analyser. PSM-4 Level Measuring Set Scanner. PDG-1 Digital Signal Generator. PDA-1 PCM Digital Signal Analyser **P.O.A.**

MISCELLANEOUS

Bruel and Kjaer.
 2409 Electronic Voltmeter. True RMS. Average and Peak 2Hz-200KHz. **£250.00**

Ferroglyph.
 RTS2 Recorder Test Set Measures Wow & Flutter, Distortion, Gain **£345.00**

Fluke
 3010A Logic Tester Self-contained portable. NEW PRICE ca £14,000. Full specification on request **£8500.00**

Hewlett Packard.
 198A Camera **£150.00**
 355E 12dB Programmable Attenuator unused **£90.00**

4329A Insulation Resistance Meter. Range 500KΩ to 2 x 10¹⁴Ω. **£500.00**
 8745A S Parameter Test Set. Fitted with 11604A Universal Arms 0.1-2GHz. **£2750.00**

Marconi.
 TF2162 M.F. Attenuator. 0-111dB. **£135.00**
 TF2163S UHF Attenuator 0-142dB 50Ω Impedance DC-1GHz. **£250.00**

TK2214 X-Y Memory **£250.00**

TF2331 AF Distortion Meter 20Hz-20KHz. 0.1% -100% 1mV-30V voltage range. **£395.00**

TF2500 AF Power Meter. 7 ranges 100µ watts to 25 watts. Impedance 2.5Ω to 20KΩ in 40 steps. **£275.00**

TF2950/5 mobile Radio Test Set AM/FM Sig Generator, modulation meter, in line power meter to 25 watts AF Oscillator and AF Voltmeter to cover mobile bands 65-470 MHz. **£1550.00**

TM8339 AC/DC mixer for TF2702. **£295.00**

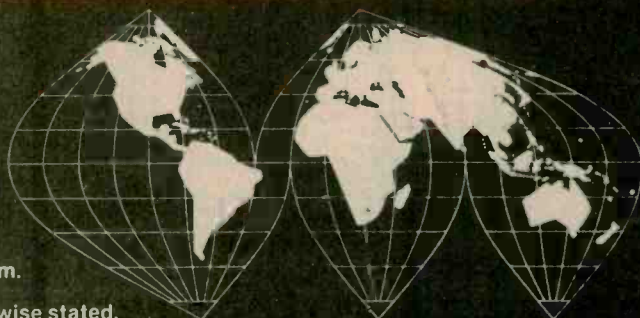
Miles Hivolt
 IT30 Insulation Tester ministry version CT587/3 (mint) **£850.00**

Philips
 PM9380 Camera and Accessories (as new) **£200.00**

Rohde and Schwarz.
 MSC Stereo Coder. 30Hz-15KHz. **£500.00**

Electronic Brokers Limited
 61/65 Kings Cross Road
 London WC1X 9LN England
 Telephone: 01-278 3461
 Telex: 298694 Elebro G

Hours of Business: 9a.m. - 5p.m. Mon-Fri. Closed lunch 1-2p.m.
 ADD 15% VAT TO ALL PRICES
 Carriage and Packing charge extra on all items unless otherwise stated.
 A copy of our Trading Conditions is available on request.



WW-200 for further details

Electronic Brokers

CURRENT USED DEC

Computer equipment and peripherals



PDP11/70
11/70 Processor, 512KB MOS, 2 Cabinets, VT100 £30,000.00
A range of Peripherals and Controllers available as required



RX01
Dual Floppy Disk Drives SPECIAL PURCHASE — BRAND NEW SURPLUS ONLY £995.00 (incl. controller)
Choice of RX11BD (Unibus control)
RXV11BD (LSI control) RX8E1 (Omnibus control)



Special purchase — Brand New Surplus LA180-PD DECprinter ONLY £495.00 (or £670.00 with E1A option)



Scoop purchase of Anderson-Jacobson AJ832 Daisy Wheel printers, keyboard model with integral stand and RS32 interface
1-4 £995.00 5-9 £950.00
10+ £895.00

PDP11 C.P.U.s

PDP11/04 10 1/2" 32KB MOS	£3625.00
PDP11/34A 128KB MOS	£5850.00
PDP11/34A 256KB MOS	£7250.00
PDP11/35 32KW Core, 6ft cab.	£2750.00
PDP11/35 96KW Core, KT11D, 6ft cab	£5000.00
PDP11/45 32KW Core, 4ft cab.	£5950.00
PDP11/45 96KW Core, 4ft cab.	£7450.00
PDP11/70 64KW Core, 2 cabs, LA36	£18,000.00
PDP11/70 512KB MOS, 2 cabs, VT100	£30,000.00

PDP11 OPTIONS

AA11 A-D + Backplane	£125.00
AR11 16 channel A/D	£750.00
BA11 FE Expander Box	£995.00
BA11 ES Expander Box	£750.00
DB11 A Unibus Repeater	£525.00
DB11 B Unibus Repeater	£525.00
DD11 A Backplane	£125.00
DD11 B Backplane	£125.00
DH11 AE Multiplexor	£2750.00
DJ11 AA Multiplexor E1A	£2750.00
DL11 Serial Interface	£250.00
DL11 W/A/B Asynchronous Interface	£395.00
DR11 C Gen Purpose I/O	£250.00
DR11 W DMA Interface	£625.00
DZ11 B Multiplexor	£995.00
FP11 E Floating Point (11/60)	£1975.00
H720 Power Supply	£175.00
H775BB Battery Back-up	£495.00
KE11 A Extended Arithmetic	£625.00
KE11 B Extended Arithmetic	£595.00
KG11 A CRC module	£465.00
KI11 H Bus Interface	£250.00
KT11 D Memory Management	£750.00
LP11 Printer Control module	£325.00
M105 Device Selector	£30.00
M780 TTY Transmitter	£75.00
M792 ROM Diode Matrix	£125.00
M792YB Bootstrap	£195.00
M873YA Bootstrap	£150.00
M873YB Bootstrap	£150.00
M706B Bit map module	£395.00
M725B Printer Interface	£325.00
M7259 Parity Controller	£65.00
M7290 Timing module	£190.00
M7821 Interrupt Control	£50.00
M7850 Parity Controller	£50.00
M7859 Panel Control Module	£225.00
M7930 Printer Interface	£325.00
M9301 Bootstrap	£325.00

PDP11 MEMORY

KK11A 11/34A Cache	£1500.00
MF11L 8KW Core and Backplane	£600.00
MF11U 9-Slot memory backplane	£250.00
MF11V 16KW Core and Backplane	£975.00
MM11C 8KW Core	£125.00
MM11D 16KW Core	£375.00
MM11E 4KW Core	£99.00
MM11F 4KW Core and Backplane	£220.00
MM11G 8KW Core	£480.00
MM11H 16KW Core	£750.00
MS11J 32KB MOS	£375.00
MS11L 128KB MOS	£1495.00
MS11D 256KB MOS	£3450.00

DISK DRIVES

RK05J 2.5 meg	£1250.00
RK05F 5 meg fixed	£1500.00
RK11D RK05 and cti	£2150.00
RK06 14 meg	£2500.00
RK611 RK06 and cti	£4250.00
RK07 28 meg	from £4750.00
RK711 RK07 and cti	from £6500.00
RL01 5 meg	£1250.00
RL11 RL01 and cti	£1950.00
RL02 10 meg	£2500.00
RL211 10 meg and cti	£3200.00
RM02 67 meg	£8500.00
RJM02 RMO2 and cti	£11,500.00
RP04 80 meg	£4950.00
RJP04 RP04 and cti	£7950.00
RP06-AB 167 meg	£18,000.00
RX11-DB Dual Floppy and cti	£995.00
RX211-DB Dual Floppy and cti	£1450.00
RXV11-DB Dual Floppy and LSI cti	£995.00

PERIPHERALS

LA11 DECprinter I and cti	£820.00
LA35 RO DECwriter II 20mA	£250.00
LA35 RQ DECwriter II EIA	£275.00
LA36 KSR DECwriter II 20mA	£450.00
LA36 KSR DECwriter II EIA	£495.00
LA180-PD DECprinter I — parallel	£495.00
LA180-ED DECprinter I and EIA option	£670.00
LP04 1250 lpm Printer and cti (NEW)	£5750.00
LP11-VD 300 lpm Printer and cti	£2750.00
PC11 A Reader/Punch and cti	£1250.00
PR11 Reader and cti	£925.00
TE10W 9 track master, 6ft cab	£5500.00
TE16 Dual Density Slave, D/5 system cab	£595.00
TM11 9-track and cti, 4ft cab	£5750.00
TU11 7-track Slave, 4ft cab	£4250.00
TU10 9-track Slave, 4ft cab	£2750.00
TU60 Dual Cassette Drive	£500.00
VT50 DECscope 20mA	£250.00
VT52 DECscope, 20mA or RS232	£525.00
VT100 Video Terminal	£695.00

PDP8 C.P.U., MEMORIES, OPTIONS

PDP8A-205-BR 32KW MOS	£1750.00
PDP8B 4KW Core	£975.00
PDP8E 8KW Core	£1350.00
PDP8E 16KW Core	£2145.00
MM8AA 8KW Core	£500.00
MM8AB 16KW Core	£995.00
MM8E 4KW Core	£175.00
MM8EJ 8KW Core	£795.00
MSB-CB 32KW MOS	£750.00
ADBE Analogue/Digital	£695.00
BEBA Omnibus Expander	£395.00
DKBEA Real Time Clock	£150.00
DPBEB Communications Adaptor	£395.00
DRBEA Parallel I/O	£175.00
G111 Memory Sense/Inhibit module	£150.00
G227 Memory XY Driver module	£40.00
H220 Memory Core module	£125.00
H724A Power Supply	£275.00
KABE Positive I/O Bus	£95.00
KCBEA Front Panel module only	£125.00
KCBM Operators panel	£150.00
KCBML Programmers Panel module	£125.00
KDBE Databreak	£145.00

KBPE Extended Arithmetic	£695.00
KBPEA Redundancy Check	£75.00
KLBE Asynchronous Interface	£175.00
KLBJA Asynchronous Interface	£275.00
KLBM Modem Control	£175.00
KMBE Memory extension	£195.00
KBPE Power Fail	£95.00

CABINETS

DEC
A Selection of 6ft, 4ft and low-boy cabinets usually available — please ring for latest stocks

PAPER TAPE PUNCHES

Digitronics P135/20 paper tape punch, Solenoid-actuated unit capable of punching 5 to 8 channel tapes at speeds up to 35 cps. Pulse amplitude 27 VDC compact table-top unit
SPECIAL CLEARANCE OFFER—ONLY £45.00
Facit 4070 top quality paper tape punch that has become an industry standard.
Asynchronous 75 cps operation. Adjustable for punching 5, 6, 7 or 8 level tape. Self-contained desk-top unit incorporating supply and take-up spools, chad box, and TTL-compatible control logic from £650.00

KEYBOARDS

KB756MF 56-station keyboard with full upper/lower case ASCII, parallel input, mounting frame for extra rigidity, power requirements +5V, -12V (NEW) £39.00
KB71MF as per 756MF but with 71 keystrokes incorporating numeric pad and cursor control keys (NEW) £55.00
KB771MF installed in metal enclosure (NEW) £70.00

PRINTERS

Anderson-Jacobson AJ832 Daisy Wheel printer, keyboard model with integral stand and RS232 interface £995.00
Centronics 101 A Heavy Duty Matrix printer with 64 ASCII upper case character set, 165 cps operation, 132 print positions with adjustable tractor feed, Parallel input.
SPECIAL OFFER A FEW ONLY REMAINING £295.00
Data Products 2470 1250 Lpm Drum Printer 132 col £5500.00
Diablo Hyterm 1620 Daisy Wheel KSR [keyboard-send-receive] model with standard RS232 interface, 45 cps print speed, 110/150/300 baud, switch-selectable parity, top-of-form selector, graphics capability under software control £1275.00
Diablo 1355 Receive-only Daisy Wheel printer with parallel interface £895.00
Digital LA35 DECwriter 30 cps 132 col from £250.00
Digital LA36 DECwriter 10, 15, 30 cps 132 col from £450.00
Digital LA180 DECprinter 180 cps 132 col from £495.00
Seikosha GP80 (NEW) 80 col 30 cps RO matrix printer. Full upper/lower case ASCII and graphics mode, parallel (Centronics-type) interface £199.00

LOW COST VDUs



H2000 Superb spec, including full XY cursor addressing and edit facility, 27 x 74 display, upper case ASCII, RS232 interface, switch-selectable baud rates
H2000C NOW ALSO AVAILABLE with 25 x 80 line format and C-MOS logic £375.00

SPECIAL QUANTITY DISCOUNT OFFER

1-2	£299.00
3-4	£275.00
5-9	£255.00
10+	£250.00

Hazeltine H1000, 12 x 80, upper case ASCII, 110/300 or 300/1200 baud, RS232 (other baud rates combinations up to 9600 — £25.00 surcharge) £199.00
Also available from time to time
Hazeltine 1500 from £575.00
Hazeltine 1510 from £650.00

GRAPHICS EQUIPMENT

Calcomp Drum plotter model 565 £850.00
Houston Instruments flat bed plotter type DP3-1/5 P.O.A.
Tektronix 4010-1 Graphics Terminal with high-resolution graphics mode, standard alphanumeric mode, printer port, integral stand £1750.00
Tektronix 4014-1 Graphics terminal with enhanced graphics £6950.00
Tektronix 611 XY Storage display graphics monitor from £1150.00 to £1500.00
In addition some with sight burns from £750

MISCELLANEOUS

Data General Nova 1210 CPU type 8133-2 with 4KW "AS 15" £395.00
Hewlett Packard desk top computer type 9830A with 8K memory extended I/O ROM, string variables ROM, 1 serial and 3 parallel interfaces £1150.00
Racal Modem type LS126, 1200/2400 baud, 2/4 wire P.O.A.

Electronic Brokers NEW PRODUCTS



Hameg

HM412-5 OSCILLOSCOPE (illustrated)

Bandwidth DC-20 MHz
Triggering to 40MHz
Overscan Indication
Delayed Sweep

The model HM412 demonstrates the exceptionally high standard of quality and operating comfort achieved by HAMEG. The rectangular flat-faced CRT with quick heating cathode has a 8 x 10cm internal graticule to eliminate parallax errors. Regulated power supplies ensure that line fluctuations do not adversely affect the display and specified measuring accuracy. The multitude of operating modes is very impressive. The vertical sensitivity of both channels can be increased to 2mV/cm. Fully matched X-Y operation is available, also the channels can be added or subtracted. Special features of the HM412 are the vertical overscanning facility, automatic peak value triggering to 40MHz, and sweep delay for the expansion of relatively small signal portions across the full screen area. The alternate triggering of two asynchronous signals, variable holdoff time, TV and line triggering, single sweep, raster illumination, trace rotation, Z-modulation, ramp output, built-in calibrator, and a burn-in resistant CRT phosphor make the HM412 a most versatile oscilloscope at a competitive price.

£350

Also available

HM307 Single Trace DC-10MHz **£138.00**
HM512 Dual Trace DC-50MHz + delay **£580.00**

HM 203 PORTABLE OSCILLOSCOPE

Dual Trace. DC to 20MHz. 8 x 10cm display. Risettime 17.5ns. Sensitivity 5mV/cm-20V/cm. Timebase 0.5µs-0.2s. X5 magnifier. X-Y operation. Auto or variable trigger. Channel 1. Channel 2, line and external. Coupling AC, or TV low pass filter. Weighs only 6kg. Size (m.m.) H. 145, W. 285, D. 380.

Europe's standard service scope
Unbeatable value at

£220.00

All the above scopes are available with P7 long persistence C.R.T.'s (except HM 307) prices on application

The above prices do not include carriage or VAT (15%). Please send for Technical Literature.

WW 202 for further details



Fluke

FROM LONDON'S LARGEST DISTRIBUTOR
* NOW WITH A 2 YEAR WARRANTY

* Fluke 8022B (Illustrated)

3½ Digit hand held LCD. DMM. AC/DC volts, DC/AC current, resistance, diode test. 0.25% basic DC accuracy. Overload protection. Vinyl carrying case C90 **£8.00** **£75.00**

* Fluke 8021B.

Same spec as 8022B with additional audio tone for continuity. Vinyl case C90 **£8.00** **£85.00**

* Fluke 8020B

3½ digit 0.1% basic DC accuracy. DC/AC volts, DC/AC current, resistance, diode test and conductance. Continuity beeper. Vinyl case C90 **£8.00** **£117.00**

* Fluke 8024B

3½ digit. 0.1% basic DC accuracy. DC/AC volts, DC/AC current, resistance. Diode test, conductance, logic + continuity detect + temperature. Peak hold on voltage and current functions, continuity beeper. Vinyl case C90 **£8.00** **£155.00**

FLUKE 8050A

4½ Digit LCD DMM with true RMS on-AC volts and current DC volts 200mV-1KV, 10µV resolution AC volts. 200mV-750V, 10µV resolution. DC/AC current 200µA-2A, 0.01µA resolution resistance 200Ω-20MΩ, 0.01Ω resolution. Also reads dB direct referenced to 16 stored impedances. Conductance ranges 2mS and 200nS. **£245** mains model **£285** mains battery.

FLUKE 8012A

3½ Digit LCD DMM with true RMS on AC volts and current. DC volts 200mV-1KV, 100µV resolution, AC volts 200mV-750V, 100µV resolution. DC/AC current 200µA-2A, 0.1µA resolution. Resistance 200Ω-20MΩ, 0.1Ω resolution Low resistance 2Ω and 20Ω, 1mΩ resolution Conductance ranges 2mS-20µS-200nS **£218.00** mains model **£244.00** mains battery.


FLUKE 8010A

3½ Digit LCD DMM Same spec as 8012A plus a 10Amp AC/DC current range, but not low resistance range. **£167.00** mains model **£193.00** mains battery.

Also available a range of accessories including current shunts, EHT probe, rf probe, Temperature probe and touch and hold probe. Full details on request.

The above prices do not include carriage or VAT (15%). Please send for Technical Literature.

WW 203 for further details



I.C.E.

680G MULTIMETER (ILLUSTRATED) 48 RANGES

DC volts: 100mV-2-10-50-200-500-1000V AC volts: 2-10-50-250-1000-2500V DC current: 50-500µA-5-50-500mA-5A AC current: 250µA-2.5-25-250mA-2.5A Resistance: Ω x 1-Ω x 10-Ω x 100-Ω x 1000 and LowΩ, full range 1Ω-10MΩ Up to 100MΩ can be measured using ext. AC supply. dB scale -10 to +22dB. OdB = 1mW into 600Ω Sensitivity DC 20KΩ/V, AC 4KΩ/V. Accuracy 2.0% AC and DC. Battery Eveready No. 8 Overload capability 1000:1 on resistance ranges. Protected by internal 30F fuse. Size with case: 10.8 x 11 x 3.7cm. Meter size 10cm. Supplied with leads and carrying case.

£24.50

680R HIGH ACCURACY MULTIMETER 80 RANGES

DC volts: 100mV-2-10-50-200-500-1000V AC volts: 2-10-50-250-1000-2500V DC current: 50-500µA-5-50-500mA-5A AC current: 250µA-2.5-25-250mA-2.5A X2 switch on all voltage and current ranges except 2500V AC setting. Resistance: Ω x 1-Ω x 10-Ω x 100-Ω x 1000 and LowΩ, full range 1Ω-10MΩ, up to 100MΩ can be measured using ext. AC supply. dB scale -10 to +22dB. OdB = 1mW into 600Ω Sensitivity DC 20KΩ/V, AC 4KΩ/V. Accuracy DC 1%, AC 2%. Battery Eveready No. 3. Overload capability 1000:1 on resistance ranges. Protected by internal 30 fuse. Size with case 13.7 x 10.4 x 5.4cm. Meter size 12cm. Supplied with leads and carrying case.

£32.00

MICROTEST 80 POCKET SIZED MULTIMETER 40 RANGES

DC volts: 100mV-2-10-50-200-1000V AC volts: 1.5-10-50-250-1000V DC current: 50-500µA-5-50-500mA-5A AC current: 250µA-2.5-25-250mA-2.5A Resistance: Ω x 1-Ω x 10-Ω x 100 and Low Ω, full range 1Ω-5MΩ dB scale -10 to +22dB, odB = 1mW into 600Ω Sensitivity: DC 20KΩ/V, AC 4KΩ/V Accuracy 2% AC and DC. Battery Mallory RM. 625N. Overload capability 1000:1 on resistance ranges. Protected by internal 30 fuse. Size with case 9.3 x 9.6 x 2.3cm. Meter size 8.5cm. Supplied with leads and carrying case.

£16.60

Please add £1.50 carriage per meter plus 15% VAT on total meter and carriage price. Send for Literature.


WW 204 for further details

Electronic Brokers Limited
61/65 Kings Cross Road
London WC1X 9LN England
Telephone: 01-278 3461
Telex: 298694 Elebro G

Hours of Business: 9a.m. - 5p.m. Mon-Fri. Closed lunch 1-2p.m.
ADD 15% VAT to ALL PRICES
Carriage and Packing charge extra on all items unless otherwise stated.
A copy of our Trading Conditions is available on request.

Electronic Brokers

The Professional Choice



AMCRON 

Since the introduction of the DC300 in 1967, AMCRON amplifiers have been used worldwide — wherever there has been a need for a rugged and reliable amplifier. Their reputation amongst professional users, throughout industry, has made the name of AMCRON synonymous with power amplification. For power you can depend on - choose AMCRON, the professional choice.

For further details contact the UK Industrial distributor:

G.A.S.

G.A.S. ELECTRONICS

16, ST. ALFEGE PASSAGE, LONDON SE10

TELEPHONE: 01-853 5295

TELEX: 923393 LASER G

ADCOLA

(Regd Trade Mark)

SOLDERING TOOL

TYPE 444

with

Electronic Temperature Control Circuit

contained within the handle



DESIGN FEATURES

- NO MOVING PARTS
- NO MAGNETIC EFFECT
- NO MAINS SPIKING
- MINIMAL MAINTENANCE
- FULL RANGE OF PUSH IN SOLDERING TIPS
- FAIL SAFE CIRCUITRY

The Adcola 444 operates from 24VAC, 50 VA, 50/60Hz. supply. Temperature range normally factory set at 360°C is fully variable between 220°C - 420°C. The control circuit is based on a specially designed integrated circuit and uses a thermocouple temperature sensor.

Full specifications and prices from

ADCOLA

(Regd Trade Mark)

ADCOLA PRODUCTS LIMITED

ADCOLA HOUSE, GAUDEN ROAD, LONDON SW4 6LH.
Telephone: 01-622 0291/4 Telex 21851 ADCOLA G

WW - 034 FOR FURTHER DETAILS

MICROCOMPUTER COMPONENTS

LOWEST PRICES - FASTEST DELIVERY

Device	Price	Device	Price	Device	Price	Device	Price
MEMORIES		EF6862	6.91	4076	0.80	74LS95	0.44
2114L-200ns	1+1.28	EF6871-A1T	10.70	4077	0.22	74LS109	0.25
25+1.19		EF6880	1.07	4078	0.24	74LS112	0.25
2114L-300ns	1+1.28	EF6887	0.80	4081	0.14	74LS113	0.25
25+1.19		EF68488	9.11	4082	0.10	74LS114	0.25
2708 450ns	1.99	EF6875	4.18	4085	0.63	74LS122	0.30
2716 450ns	1+2.49			4086	0.69	74LS123	0.55
	25+2.37			4093	0.39	74LS124	1.00
2716 350ns	6.95	6502 FAMILY		4502	0.69	74LS125	0.28
2532 450ns	1+5.50	SYP6502	4.95	4507	0.39	74LS126	0.28
	25+5.31	SYP6520	3.15	4508	1.90	74LS132	0.45
2732 450ns	1+4.80	SYP6522	4.95	4510	0.60	74LS136	0.28
	25+4.08	SYP6532	7.95	4511	0.49	74LS138	0.34
4116 150ns	1+1.15			4512	0.60	74LS139	0.37
	25+1.06	8080 FAMILY		4514	1.49	74LS145	0.76
4116 200ns	1+0.80	8085A	5.50	4515	1.49	74LS148	0.90
	25+0.72	8212	1.70	4516	0.75	74LS151	0.34
6116 200ns	10.95	8216	1.70	4518	0.40	74LS153	0.35
4118 200ns	3.90	8224	2.45	4519	0.28	74LS155	0.39
8264 200ns	12.00	8228	3.95	4520	0.69	74LS156	0.38
5516 200ns	22.88	8251	3.95	4521	1.49	74LS157	0.34
		8253	7.95	4522	1.20	74LS158	0.36
		8255	3.95	4526	0.70	74LS160	0.39
CRT CONTROLLERS AND GRAPHIC DISPLAY PROCESSORS				4527	0.89	74LS161	0.39
EF9364	5.94	CMOS 4000 'B' SERIES		4528	0.70	74LS162	0.39
EF9365	62.90	4000	0.12	4532	0.89	74LS163	0.39
EF9366	62.90	4001	0.13	4541	1.39	74LS164	0.47
		4002	0.13	4543	0.99	74LS165	0.99
		4006	0.60	4553	2.90	74LS166	0.84
		4007	0.17	4555	0.49	74LS173	0.70
BUFFERS		4008	0.55	4556	0.54	74LS174	0.54
81LS95	0.90	4009	0.28	4585	0.98	74LS175	0.54
81LS96	0.90	4010	0.28			74LS181	1.30
81LS97	0.90	4011	0.14	LOW POWER SCHOTTKY TTL ICs - 74LS SERIES		74LS190	0.55
81LS98	0.90	4012	0.17	74LS00	0.11	74LS191	0.55
8T26A	1.50	4013	0.33	74LS01	0.11	74LS192	0.60
8T28A	1.50	4014	0.58	74LS02	0.12	74LS193	0.59
8T95	1.50	4015	0.58	74LS03	0.12	74LS194	0.39
8T97A	1.50	4016	0.28	74LS04	0.13	74LS195	0.39
8T98	1.50	4017	0.45			74LS196	0.58
		4018	0.58			74LS197	0.85
						74LS199	0.60
						74LS221	0.60
						74LS240	0.99
						74LS241	0.79
						74LS242	0.79
						74LS243	0.79
						74LS244	0.79
						74LS245	0.89
						74LS247	1.34
						74LS248	1.00
						74LS249	0.88
						74LS251	0.39
						74LS252	0.39
						74LS257	0.44
						74LS258	0.38
						74LS259	0.38
						74LS261	1.90
						74LS266	0.23
						74LS273	0.90
						74LS279	0.34
						74LS283	0.44
						74LS290	0.50
						74LS293	0.45
						74LS365	0.34
						74LS366	0.34
						74LS367	0.34
						74LS368	0.34
						74LS373	0.74
						74LS374	0.74
						74LS375	0.47
						74LS377	0.89
						74LS378	0.68
						74LS379	0.64
						74LS386	0.28
						74LS390	0.59
						74LS393	0.59
						LOW PROFILE I/O SOCKETS	
						Number of Pins:	
						8	0.07
						14	0.09
						16	0.09
						18	0.15
						20	0.17
						22	0.21
						24	0.23
						28	0.25
						40	0.29
						CRYSTALS	
						1 Mhz	3.00
						1.8432 Mhz	2.50
						4 Mhz	1.85

SPECIAL OFFERS MEMORIES

2114L 200 ns	0.99	4116 150 ns	0.75
2708 450 ns	1.48	4116 200 ns	0.87
2716 450 ns	2.10	6116 200 ns	6.50
2532 450 ns	3.99	5516 200 ns	11.95
2732 450 ns	3.20	4118 200 ns	3.85

* OFFER VALID FROM DEC 1st - JAN 1st SUBJECT TO AVAILABILITY

OFFICIAL CREDIT CARD ORDERS QUANTITY
ORDERS WELCOME WELCOME DISCOUNTS AVAILABLE
All prices exclude post and packing on orders under £10 (50p) and VAT (15%). ALL ORDERS DESPATCHED ON DAY OF RECEIPT WITH FULL REFUND FOR OUT OF STOCK ITEMS IF REQUESTED.
24-hour Telephone Credit Card Orders

MIDWICH COMPUTER CO. LTD.

(Dept WW/2)

HEWITT HOUSE, NORTHGATE STREET,
BURY ST. EDMUNDS, SUFFOLK IP33 1HQ
TELEPHONE: (0284) 701321 TELEX: 817670


WW - 031 FOR FURTHER DETAILS

CX80 COLOUR MATRIX PRINTER

£895 + V.A.T.

At last a low-cost Colour Matrix Printer for Text, Graphics, Histograms, Colour VDU Dumps, etc.

Colour printout is quickly assimilated, makes graphics more understandable and is an ideal medium for the presentation of complex data or concepts.



Compatible with most microprocessors, prints in 7 colours – sophisticated internal programme makes the CX80 easy to use.

Dot Addressable + 15 user programmable characters, 96 ASCII and 64 graphics characters in rom. Centronics interface with RS232 and IEEE488 options.

The CX80 is a product of our own design and development laboratories. It represents a British breakthrough in colour printer technology. Colour brochure on request. OEM pricing available.

NRDC-AMBISONIC UHJ SURROUND SOUND DECODER



The first ever kit specially produced by Integrex for this British NRDC backed surround sound system which is the result of 7 years' research by the Ambisonic team. W.W. July, Aug. '77. The unit is designed to decode not only UHJ but virtually all other 'quadrophonic' systems (Not CD4), including the new BBC HJ, 10 input selections. The decoder is linear throughout and does not rely on listener fatiguing logic enhancement techniques. Both 2 or 2 input signals and 4 or 6 output signals are provided in this most versatile unit. Complete with mains power supply, wooden cabinet, panel, knobs, etc.

Complete kit, including licence fee **£57.70 + VAT** or ready built and tested **£76.95 + VAT**



INTRUDER 1 Mk. 2 RADAR ALARM

With Home Office Type approval

The original "Wireless World" published Intruder 1 has been re-designed by Integrex to incorporate several new features, along with improved performance. The kit is even easier to build. The internal audible alarm turns off after approximately 40 seconds and the unit re-arms. 240V ac mains or 12V battery operated. Disguised as a hard-backed book. Detection range up to 45 feet. Internal mains rated voltage free contacts for external bells etc.

Complete kit **£52.50** plus VAT. or ready built and tested **£68.50** plus VAT.

Wireless World Dolby noise reducer

Trademark of Dolby Laboratories Inc.



Complete Kit **PRICE: £49.95 + VAT** (3 head model available)

Also available ready built and tested Price **£67.50 + VAT**

Calibration tapes are available for open-reel use and for cassette (specify which) Price **£2.75 + VAT**

Typical performance


Noise reduction better than 9dB weighted
Clipping level 16.5dB above Dolby level (measured at 1% third harmonic content)

Harmonic distortion 0.1% at Dolby level typically 0.05% over most of band, rising to a maximum of 0.12%

Signal-to-noise ratio: 75dB (20Hz to 20kHz, signal at Dolby level) at Monitor output

Dynamic range >90dB

30mV sensitivity



All kits are carriage free

INTEGREX LIMITED

Please send SAE for complete lists and specifications

Portwood Industrial Estate, Church Gresley,

Burton-on-Trent, Staffs DE11 9PT

Burton-on-Trent (0283) 215432 Telex 377106

Carston

Carston Carston

Second User Test Equipment, Calibrated to Manufacturer's original specification.

ACOUSTIC & VIBRATION

	Prices from £
BRUEL & KJAER	
2113 Audio Frequency Spectrometer	1400
2203 Sound Level Meter	450
2305 Level Recorder	1350
4230 Sound Level Calibrator	95
4424 Noise Dosimeter	375

BRIDGES & V and I STANDARDS

	Prices from £
GENERAL RESISTANCE	
DAS56 DC V and I Calib 1µV-10V 30mA	600
HEWLETT PACKARD	
4261A Digital Automatic LCR Bridge	975
4342 QLC Meter 22 KHz-70 MHz	1400

MARCONI

TF868A Universal LCR Bridge	250
WAYNE KERR	
B521 LCR Bridge	115

COMMS & CABLE TEST EQUIPMENT

CHASE	
35A Field Strength Meter 20-850 MHz	600
HEWLETT PACKARD	
3556A psophometer 20 Hz-20 KHz	250
TEKTRONIX	
1502 TDR Cable Tester CRT + Recorder	2950

COMPUTER EQUIPMENT

CENTRONICS	
702 matrix printer	500
TEKTRONIX	
4610-1 Hard copy printer for 4010 series computer display terminals	1800

COUNTERS & TIMERS

FLUKE	
1910A-1 125 MHz 7 digit Cntr. AC/Batt	300
1912 520 MHz 7 Digit Counter	375
1912A01 As 1912A but inc. re-charging batteries	430
1920A 520 MHz 9 Digit Counter inc. Brst. mode	575
1920A14 1250 MHz otherwise as 1920A	750
HEWLETT PACKARD	
5300A 6 Digit Display Unit - P/in reqd.	160
5305B 1300 MHz Counter for 5300	325

RACAL

9024 600 MHz 7 1/2 digit Counter	220
9025 1 GHz 8 digit Counter	450
9905 200 MHz 8 digit Counter Timer	360
SYSTRON DONNER	
6053 3 GHz 9 digit Counter BCD O/P	790
5103B Strip Printer for 6053/6054	375

DIGITAL TESTING EQUIPMENT

HEWLETT PACKARD	
5011T Logic troubleshooting kit	125
1600S Logic Analyser 32ch 20 MHz	2750
TEKTRONIX	
7D01F Logic Analyser 16ch 50 MHz P/in	2650
832 Datacomm Test V24/RS232/1 loop	1150

MAINS TEST EQUIPMENT

COLE	
T1007 Volt/Freq/Spike Monitor Rec O/P	110
DATALAB	
DL019 Mains Interface for DL905	300
DRANETZ	
606 3ch Volts Av/Spike/Time/Printer	2950
GAY	
LDM AC/DC/Spike/Time inc Printer	1250

MISCELLANEOUS

AVO	
RM215 AC/DC Breakdown/Leakage Tester	475
COMARK	
1601BLS Thermom 10ch 87 + 1000°C type K	50
<i>N.B. Thermocouples not included</i>	

DATALAB

DL901 Digital Transient Recorder	500
HEWLETT PACKARD	
X382A Rotary Vane Attenuator WG16	175

MULTIMETRICS

AF120 Dual H/Pass L/Pass active filter 20 Hz - 2 MHz	600
--	-----

RESEARCH INSTRUMENTS

Micro manipulator - 4 Probes moveable in all planes. Adjustable test table - Watson Burnet optics. Complete system mounted in perspex enclosure	475
---	-----

TEKTRONIX

521PAL Vectorscope	2200
528 TV Waveform Monitor	750
575 Semiconductor Curve Tracer	425
1485C TV Waveform Monitor PAL/NTSC	2300

NETWORK ANALYSERS/ PHASEMETERS

DRANETZ	
305B/3001 Phasemeter 2Hz-700KHz	990
HEWLETT PACKARD	
8405A Vector Voltmeter 1-1000 MHz	2350
8414A Polar Display for 8410 N.W.A.	750

OSCILLOSCOPES & ACCESSORIES

GOULD ADVANCE	
OS3300B 50 MHz 1mV 2 Trace 2T base	675

HEWLETT PACKARD

1804A 50 MHz 20mV 4 Trace Plug-in	625
1825A Dual Timebase Plug-in	500
1805A 100 MHz 5mV 2 Trace Plug-in	625

PHILIPS

PM3211 15 MHz 2mV 2 Trace TV trig	390
PM3212 25 MHz 2mV 2 Trace TV trig	550
PM3244 50 MHz 5mV 4 Trace 2T base	1450
PM3260 120 MHz 5mV 2 Trace 2T base	1475
PM3262 100 MHz 5mV 2 Trace 2T base Tr View	1150

TEKTRONIX

465 100 MHz 5mV 2 Trace 2T base	1250
465B 100 MHz 5mV 2 Trace 2TB, inc Probes	1550
475 200 MHz 2mV 2 Trace 2T base	1750
485 350 MHz 5mV 2 Trace 2T base	2300
661/453/5T1A 1 GHz Sampling scope	775
7A12 105 MHz 5mV 2 Trace Plug-in	300
7A18 75 MHz 5mV 2 Trace Plug-in	420
7A19 500 MHz 10mV 1 Trace Plug-in	990
7A22 1 MHz 10µV Differential Plug-in	595
7A24 350 MHz 5mV 2 Trace Plug-in	990
7A26 200 MHz 5mV 2 Trace Plug-in	655
7B53A 2 Timebase Plug-in 100 MHz Trig	530
7B80 Single Timebase 400 MHz Trig	575
7B85 Timebase with delay 400 MHz Trig	670
7603 100 MHz CRT r/out 3 slot M/Frame	1350
7704A 200 MHz CRT r/out 4 slot M/Frame	1450
P6013A X1000 12KV Probe	95

TELEQUIPMENT

D63/V1/V1 15 MHz 2 Trace 1mV	499
D83/V4/S2A 50 MHz 1mV 2 Trace 2T	
Big CRT	750
D1015 15 MHz 5mV 2 Trace TV trig	295

VUDATA

PS935/975 35 MHz 5mV 2 Trace - unit has built-in 3 1/2 digit DMM + 3 1/2 dig. cnter	675
<i>Note: we hold a range of cameras</i>	

OSCILLOSCOPES (STORAGE)

HEWLETT PACKARD	
1703A 35 MHz 10mV 2 Tr 2TB 1000 Div/ms	1400
TEKTRONIX	
466 100 MHz 5mV 2 Tr 2TB 1350cm/µs	2950

603 Bistable Storage Monitor XYZ amps

T912 10 MHz 2mV 2 Tr 1TB 250cm/ms	750
7834 400 MHz 4 Slot M/Frame 2500cm/µs	4990

POWER MEASUREMENT

HEWLETT PACKARD	
8481A Type N Coax sensor for 435A	200
MARCONI	
TF2512 DC - 500 MHz Powermeter	189
TF893A 10 Hz - 20 KHz Powermeter	135

POWER SUPPLIES etc

ADVANCE	
1V5S Inverter 24V DC to 240V AC 500W	300
FARNELL	
FFSL 5 V - 20 A PSU module	100
L30B 0-30V variable 1A Metered	60

FLUKE

415B 0-3.1 KV variable 30mA Metered	550
HEWLETT PACKARD	
6966A 0-36 V variable 10 A metered	450

PHILIPS

PE1646 0-75V variable 6A Metered V + I	495
--	-----

PULSE GENERATORS

ADVANCE	
PG57 10 Hz-50 MHz 10V 50Ω Vari RT 6ns	190
EH RESEARCH	
132 10 Hz-3.5 MHz 50V 50Ω RT 10ns 2 pulse	120
MARCONI	
TF2025 0.2 Hz-25 MHz 10V 50Ω RT 7ns 2 pulse	350

RECORDERS & ACCESSORIES

BRUNO WOELKE	
ME102B Wow and Flutter meter	75
BRYANS SOUTHERN	
BS316 Chart 10" 6 Pen 16 speed	2500

HEWLETT PACKARD

7015A XY 1 pen A4 size	700
7046A XY 2 pen A3 size	995

PHILIPS

PM8041 XY 1 pen A4 size	750
PM8261 Chart 10" 1 pen 12 speed	375

SE LABS

994 6 ch galvo preamp + DC bridge supply	450
6008 UV chart 8" 25 ch 16 speed	950
6150/51 UV recorder 12 ch-inc 6 ch amps	1000

SMITHS

RES41 Chart 8" 1 pen 8 speed	250
RE501/4701 Cht 4" + XY 1ch 10 spd AC Batt	200

SOLARTRON

3240 Modular Data Logger system	P.O.A.
<i>Note: UV recorders are priced less galvos</i>	

SIGNAL ANALYSIS EQUIPMENT

MARCONI	
TF2300A Mod Meter 1 MHz-1 GHz AM/FM	450
TF2330 Wave Analyser 20 Hz-50 KHz	900

SIGNAL/FUNCTION/ + SWEEP GENERATORS

ADVANCE	
SC63D Generator 4-230 MHz AM/FM	200
GENERAL RADIO	
1362 Generator 220-920 MHz	375

HEWLETT PACKARD

8640B Generator 500 KHz-512 MHz AM/ FM Phase Lock	3800
618B Generator 3.8-7.5 GHz	975
612 Generator 450-1230 MHz	750
614 Generator 0.8-2.1 GHz	825

MARCONI

TF144H/4S Generator 10 KHz-72 MHz AM	550
TF801D Generator 10 MHz-470 MHz AM	180
TF955/2 Generator 0.2-220 MHz AM/FM	670
TF1066B/1 Generator 10-470 MHz AM/FM	690
TF2012 Generator 400-520 MHz FM	560
TF2015 Generator 10-520 MHz AM/FM	1150

PHILIPS

PM5127 Function 0.1 Hz-1 MHz Sin Sq Tri Rmp	450
PM5129 Function 1 mHz-1 MHz Sin/Sq/Tri/Ramp/Pulse + Sweep + Burst	645
TEXSCAN	
9900 Sweeper 10-300 MHz 6/in CRT disp	525
VS60 Sweeper 5-1000 MHz	890

SPECTRUM ANALYSERS

	Prices from £
HEWLETT PACKARD	
141T/8552B/8555A Complete .01-18 GHz	8500
3580A 5 Hz-50 KHz with digi store disp	2450
8445A Pre-selector 0.01-18 GHz	2000
8558B 0.1-1500 MHz Plug-in for 180 series	3750

MARCONI

TF2370 30 Hz-110 MHz Digi-store display built-in counter and tracking gen	7700
---	------

VOLT/MULTI-METER (ANALOGUE)

AVO	
8 Mk4 AC/DC/-VI + Ω	70
BOONTON	
92C AC/RF 10 KHz-1.2 GHz 1/2 mV-3V	350

HEWLETT PACKARD

400E 10 Hz-10 MHz 1mV-300V DC O/P	285
400H 10 Hz-4 MHz 1mV-300V	75
411A 0.5-500 MHz 10mV-10V DC O/P	175
427 AC/DC/V/Ω	195
3400 TRMS 10 Hz-10 MHz 1mV-300V DC-O/P	390

MARCONI

TF2603 50 KHz-1.5 GHz 300µV-3V	300
TF2604 20 Hz-1.5 GHz 300mV-300V	425

PHILIPS

PM2454B 10 Hz-12 MHz 1mV-300V DC O/P	250
RACAL	
9301 RMS 10 KHz-1.5 GHz 100µV-300V	550

VIBRON/E.I.L.

33B-2 1mV-1V Electrometer	200
---------------------------	-----

VOLT/MULTI-METER (DIGITAL)

BOONTON	
92AD 1999FSD 10 KHz-1.2 GHz 10µV res	525
FLUKE	
8010A 2000 FSD TRMS AC/DC/V/Ω	140
8010A01 As 8010A + re-charging batteries	159
8020A 2000 FSD Handheld AC/DC/V/Ω + cond.	99
8022A 2000 FSD Handheld AC/DC/V/Ω	75
8030A-1 2000 FSD AC/DC/V/Ω Batt + AC	165
8050A 20000 FSD AC/DC/V/Ω dB TRMS	215
8800A 20000 FSD AC/DC/V/Ω	550

GOULD

DMM7 1999 FSD AC/DC/V/Ω/Ω	100
---------------------------	-----

HEWLETT PACKARD

3490A 10000FSD AC/DC/V/Ω	625
--------------------------	-----

SOLARTRON

A200 19999FSD DC only 1µV-1 KV	75
A203 19999FSD AC/DC/V/Ω	175
A205 19999FSD TRMS AC/DC/V/Ω	195

* NEWS *

WE ARE NOW DISTRIBUTORS FOR THE Crotech RANGE OF LOW COST HIGH PERFORMANCE OSCILLOSCOPES.

The range of six different models includes single and dual trace models with bandwidths of 10, 15 and 30 MHz. There are two battery powered scopes in the range, with optional mains powered battery eliminator/charger. Three models have built-in component testers which give on-screen indication of correct component function.

• WRITE OR PHONE FOR OUR CROTECH BROCHURE WHICH CONTAINS TECHNICAL DETAILS AND PRICES OF THE COMPLETE RANGE.

FAST ERECTING CLARK MASTS

Here is the expertise
you can depend on ~


25
years in this
specialist
field

When you choose a mast from the comprehensive Clark range you are assured of a high standard of Engineering and operational reliability.

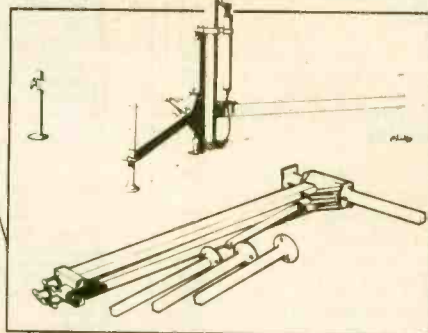
Why compromise?

Extended heights 4 metres-30 metres, capable of lifting headload 1 kg-200 kgs.

Sectional or telescopic air operated for field or vehicle mounting. Write or phone us for details today.



Clark Q.T.4M/HP mast shown on tripod, extended to 4 metres and tripod folded for transit. Available in heights up to 12 metres. This mast is ideal for raising light-weight antennas for field or vehicle mounting.



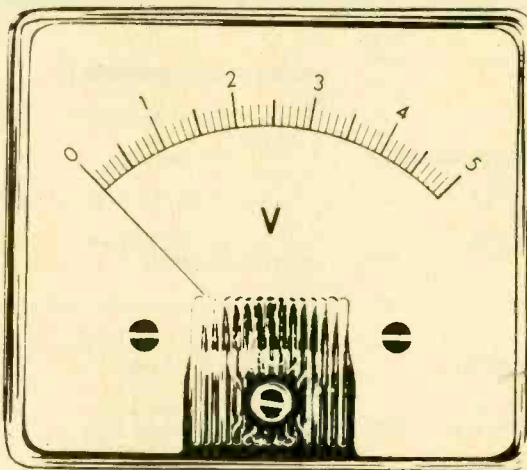
CLARK MASTS LTD.

Binstead,
Isle of Wight,
PO33 3PA, England.
Telephone: Ryde (0983) 63691, Telex: 86686.



WW - 020 FOR FURTHER DETAILS

METER PROBLEMS?



137 Standard Ranges in a variety of sizes and stylings available for 10-14 days delivery. Other Ranges and special scales can be made to order.

Full Information from:

HARRIS ELECTRONICS (London)
138 GRAY'S INN ROAD, W.C.1 Phone: 01-837/7937
Telex: 892301

WW - 041 FOR FURTHER DETAILS

METALFILM RESISTORS 1% Tolerance, 1/4 Watt



ONLY 3p EACH

Minimum order £10
Minimum 5 pcs per value
89 Values (E24)

100R	1k	10k	100k
110R	1k1	11k	110k
120R	1k2	12k	120k
130R	1k3	13k	130k
150R	1k5	15k	150k
160R	1k6	16k	160k
180R	1k8	18k	180k
200R	2k	20k	200k
220R	2k2	22k	220k
240R	2k4	24k	240k
270R	2k7	27k	270k
300R	3k	30k	—
330R	3k3	33k	330k
360R	3k6	36k	—
390R	3k9	39k	—
430R	4k3	43k	—
470R	4k7	47k	470k
510R	5k1	51k	—
560R	5k6	56k	560k
620R	6k2	62k	—
680R	6k8	68k	680k
750R	7k5	75k	—
820R	8k2	82k	820k
910R	9k1	91k	1M

Special Offer: 5 PCS OF EACH (445 RESISTORS) ONLY £11.50.
High Quality High Stability, Huge Strength.
VAT inclusive. Add £1.00 p&p all areas.

ORION SCIENTIFIC PRODUCTS LTD.
4 Golden Square, London, W.1

WW - 053 FOR FURTHER DETAILS

ONLY £48.50 Post free, inc VAT



LOW COST EPROM ERASURE

- HOLDS UP TO SIX EPROMS
- SAFETY INTERLOCKED TRAY
- FAST ERASE TIME
- QUALITY STEEL CASE
- MONEY-BACK GUARANTEE

Send cheque or official order for prompt delivery. Telephone orders will be despatched C.O.D. at no extra charge.

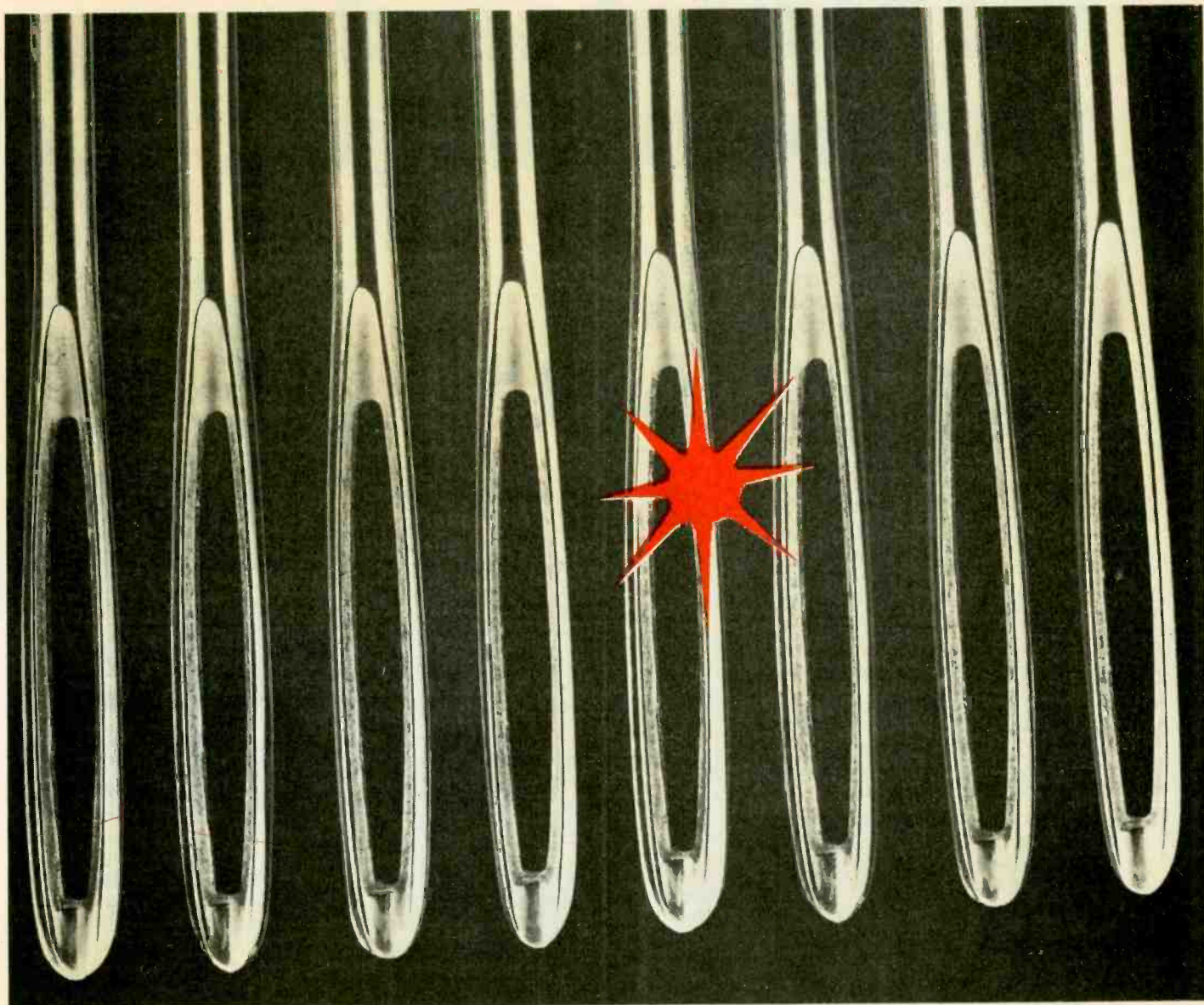
Also available in London from:
Technomatic Ltd.
Transam
and in Aberdeen from:
Granite Chip.

NORTHERN ELECTRONICS

51 Arundel Street, Mossley, Lancashire Tel: Mossley (04575) 4119

WW - 056 FOR FURTHER DETAILS

IMO Photoelectric Switches.



Spot the Difference.

Although at IMO we supply hundreds of companies with photoelectric switches, many don't realise the full extent of our range. Apart from conventional photoelectric switches we have many that reflect the latest in technology.

One example is the E3S-LS series. This incorporates unique adjustable focusing which will pin-point the exact spot with a visible red dot – so you see exactly what the switch is seeing. It will pick out only the item you want and reject other objects, and a red/green display that tells you it's operating correctly.

There are thousands of applications for photoelectric switches and we have products that will handle them all. From the simplest operation to the most complex.

One thing they have in common is quality, competitive prices and an excellent back-up service.

Which makes it easy to spot the difference between IMO and the rest.



Making even ordinary products extraordinary.

IMO Precision Controls Ltd.,
1000 North Circular Road, Staples Corner, London NW2 7JP.
Telephone: 01-452 6444. Telex: 28514.

Sinclair ZX81 Personal Comp the heart of a system that grows with you.

1980 saw a genuine breakthrough – the Sinclair ZX80, world's first complete personal computer for under £100. Not surprisingly, over 50,000 were sold.

In March 1981, the Sinclair lead increased dramatically. For just £69.95 the Sinclair ZX81 offers even more advanced facilities at an even lower price. Initially, even we were surprised by the demand – over 50,000 in the first 3 months!

Today, the Sinclair ZX81 is the heart of a computer system. You can add 16-times more memory with the ZX RAM pack. The ZX Printer offers an unbeatable combination of performance and price. And the ZX Software library is growing every day.

Lower price: higher capability

With the ZX81, it's still very simple to teach yourself computing, but the ZX81 packs even greater working capability than the ZX80.

It uses the same micro-processor, but incorporates a new, more powerful 8K BASIC ROM – the 'trained intelligence' of the computer. This chip works in decimals, handles logs and trig, allows you to plot graphs, and builds up animated displays.

And the ZX81 incorporates other operation refinements – the facility to load and save named programs on cassette, for example, and to drive the new ZX Printer.



New BASIC manual

Every ZX81 comes with a comprehensive, specially-written manual – a complete course in BASIC programming, from first principles to complex programs.

Kit: £49.⁹⁵

Higher specification, lower price – how's it done?

Quite simply, by design. The ZX80 reduced the chips in a working computer from 40 or so, to 21. The ZX81 reduces the 21 to 4!

The secret lies in a totally new master chip. Designed by Sinclair and custom-built in Britain, this unique chip replaces 18 chips from the ZX80!

New, improved specification

- Z80A micro-processor – new faster version of the famous Z80 chip, widely recognised as the best ever made.
- Unique 'one-touch' key word entry: the ZX81 eliminates a great deal of tiresome typing. Key words (RUN, LIST, PRINT, etc.) have their own single-key entry.
- Unique syntax-check and report codes identify programming errors immediately.
- Full range of mathematical and scientific functions accurate to eight decimal places.
- Graph-drawing and animated-display facilities.
- Multi-dimensional string and numerical arrays.
- Up to 26 FOR/NEXT loops.
- Randomise function – useful for games as well as serious applications.
- Cassette LOAD and SAVE with named programs.
- 1K-byte RAM expandable to 16K bytes with Sinclair RAM pack.
- Able to drive the new Sinclair printer.
- Advanced 4-chip design: micro-processor, ROM, RAM, plus master chip – unique, custom-built chip replacing 18 ZX80 chips.



Built: £69.⁹⁵

Kit or built – it's up to you!

You'll be surprised how easy the ZX81 kit is to build: just four chips to assemble (plus, of course the other discrete components) – a few hours' work with a fine-tipped soldering iron. And you may already have a suitable mains adaptor – 600 mA at 9 V DC nominal unregulated (supplied with built version).

Kit and built versions come complete with all leads to connect to your TV (colour or black and white) and cassette recorder.



ter-



Available now - the ZX Printer for only £49.⁹⁵

Designed exclusively for use with the ZX81 (and ZX80 with 8K BASIC ROM), the printer offers full alpha- numerics and highly sophisticated graphics.

A special feature is COPY, which prints out exactly what is on the whole TV screen without the need for further instructions.

At last you can have a hard copy of your program listings - particularly

useful when writing or editing programs.

And of course you can print out your results for permanent records or sending to a friend.

Printing speed is 50 characters per second, with 32 characters per line and 9 lines per vertical inch.

The ZX Printer connects to the rear of your computer - using a stackable connector so you can plug in a RAM pack as well. A roll of paper (65 ft long x 4 in wide) is supplied, along with full instructions.

16K-byte RAM pack for massive add-on memory.

Designed as a complete module to fit your Sinclair ZX80 or ZX81, the RAM pack simply plugs into the existing expansion port at the rear of the computer to multiply your data/program storage by 16!

Use it for long and complex programs or as a personal database. Yet it costs as little as half the price of competitive additional memory.

With the RAM pack, you can also run some of the more sophisticated ZX Software - the Business & Household management systems for example.

How to order your ZX81
BY PHONE - Access, Barclaycard or Trustcard holders can call 01-200 0200 for personal attention 24 hours a day, every day.
BY FREEPOST - use the no-stamp-needed coupon below. You can pay

by cheque, postal order, Access, Barclaycard or Trustcard.
EITHER WAY - please allow up to 28 days for delivery. And there's a 14-day money-back option. We want you to be satisfied beyond doubt - and we have no doubt that you will be.

To: Sinclair Research Ltd, FREEPOST 7, Cambridge, CB2 1YY.				Order
Qty	Item	Code	Item price £	Total £
	Sinclair ZX81 Personal Computer kit(s). Price includes ZX81 BASIC manual, excludes mains adaptor.	12	49.95	
	Ready-assembled Sinclair ZX81 Personal Computer(s). Price includes ZX81 BASIC manual and mains adaptor.	11	69.95	
	Mains Adaptor(s) (600 mA at 9 V DC nominal unregulated).	10	8.95	
	16K-BYTE RAM pack.	18	49.95	
	Sinclair ZX Printer.	27	49.95	
	8K BASIC ROM to fit ZX80.	17	19.95	
	Post and Packing.			2.95
<input type="checkbox"/> Please tick if you require a VAT receipt				TOTAL £ _____
*I enclose a cheque/postal order payable to Sinclair Research Ltd, for £ _____				
*Please charge to my Access/Barclaycard/Trustcard account no. _____				
*Please delete/complete as applicable. _____				Please print.
Name: Mr/Mrs/Miss _____				
Address: _____				
FREEPOST - no stamp needed. Offer applies to UK only.				WRW 01

sinclair ZX81

6 Kings Parade, Cambridge, Cambs., CB2 1SN.
Tel: (0276) 66104 & 21282.

HOW TO SUCCEED IN THE ELECTRONICS BUSINESS:

Available at your
newsagent or
direct for
**60p p&p
inc**

**INVEST 60p AND MAKE
£2.40 net profit**

Buy Ambit's new concise component catalogue and get £1 vouchers. Use them for a £1 discount per £10 spent. But even without this, you will still find WR&E offers the low prices, fast service and technical support facility second to none.

Here are some examples, from the current issue:



Z80 SERIES	I.C. SOCKETS	DISCRETES	BC556 12p	2SK168 35p
Z80A 4.99	A range of high quality, low cost, low profile DIL sockets ideally suited for both the OEM and hobbyist. All types feature double sided phosphor bronze contacts, tin-plated for low contact resistance.	BC237 8p	BC550 12p	J310 69p
Z80ADRT 7.50		BC238 8p	BC560 12p	J176 65p
Z80APIO 4.10		ZTX238 9p	BC639 22p	40823 65p
Z80ASIO/1 14.00		BC239 8p	BC640 23p	3SK45 49p
Z80ASIO/2 14.00		BC307 8p	2SC1775A 22p	3SK51 54p
Z80ASIO/9 14.00		BC308 8p	2SA872A 18p	3SK60 58p
Z80CTC 4.00	8 x 0.3" 12p	BC309 8p	2SD666A 30p	3SK88 99p
Z80ACTC 4.50	14 x 0.3" 13p	BC413 10p	2SB646A 30p	MEM680 75p
Z8001 66.00	18 x 0.3" 13p	BC414 11p	2SD668A 30p	BF960 99p
	18 x 0.3" 18p	BC415 10p	2SB648A 40p	BF961 70p
PROM	20 x 0.3" 19p	BC416 11p	BF256 38p	BF963 99p
2708 2.00	20 x 0.4" 19p	BC546 12p	2SK55 28p	
2716 3.55				
2532 8.50				
2732 8.50				
RAM	VOLTAGE REGULATORS	XTALS		
2102 1.70	78XX1A TO-220 pos 0.58	1MHz 3.00		
2112 3.40	79XX1A TO-220 neg 0.60	3.2768MHz 2.00		
2114/2 1.49	78G 1A TO-220 adj pos 1.10	4MHz 1.70		
4027 5.78	78G 1A TO-3 adj pos 3.95	4.194MHz 1.70		
4116/2 1.59	78H5A TO-3 5v pos 4.25	4.43MHz 1.25		
4116/3 1.49	78H5A TO-3 12v pos 5.45	5MHz 2.00		
4864P 12.50	78H5A TO-3 12v pos 7.45	6.5536MHz 2.00		
6116P-3 12.50	78HG5A TO-3 adj pos 7.45	7MHz 2.00		
6116P-4 11.25	79HG5A TO-3 adj neg 7.45	8MHz 2.00		
8264 12.50	LM317.5A adj pos 1.30	9MHz 2.00		
	LM337.5A adj neg 1.75	10MHz 2.00		
	78S401.5A adj pos sw reg 1.20	11MHz 2.00		

Prices shown exclude VAT. Postage 50p per order (UK). ACCESS/ BARCLAYCARD may be used with written or telephone orders - official MA details on application, and a special prize for those who read our ads carefully - a free 4 or 8MHz crystal filter with every CPU IC you buy - just clip out the paragraph and attach it to your order. E&OE.

AMBIT international TELEPHONE (STD 0277) 230909 TELEX 995194 AMBIT G POSTCODE CM14 4SG
200 North Service Road, Brentwood, Essex

WW - 021 FOR FURTHER DETAILS



Just **50p** will bring you the latest Wilmslow Audio 80 page catalogue packed with pictures and specifications of HiFi and PA Speaker Drive Units, Speaker Kits, Cabinet Kits . . .

1000 items for the constructor.

CROSSOVER NETWORKS AND COMPONENTS. GRILLES, GRILL FABRICS AND FOAM. PA, GROUP DISCO CABINETS - PLUS MICROPHONES - AMPLIFIERS - MIXERS - COMBOS - EFFECTS - SPEAKER STANDS AND BRACKETS - IN-CAR SPEAKERS AND BOOSTERS ETC. ETC.

- ★ Lowest prices — Largest stocks ★
- ★ Expert staff — Sound advice ★
- ★ Choose your DIY HiFi Speakers in the comfort of our listening lounge. (Customer operated demonstration facilities)
- ★ Ample parking ★
- ★ Access Visa American Express accepted ★



0625 529599

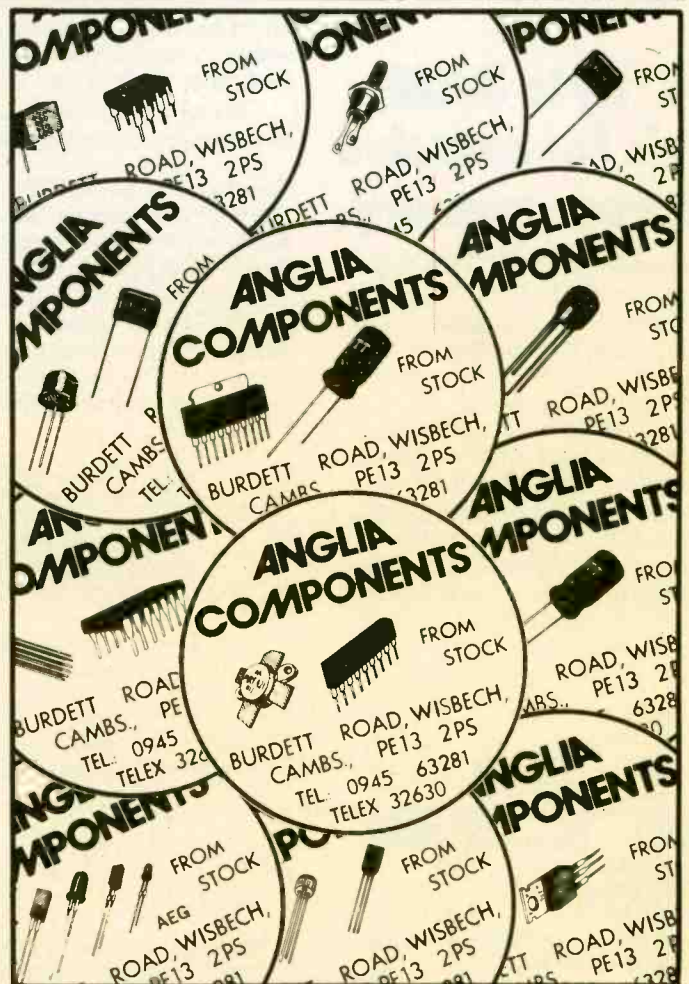
35/39 Church Street, Wilmslow, Cheshire SK9 1AS



Lightning service on telephoned credit card orders!



WW - 059 FOR FURTHER DETAILS



WW - 062 FOR FURTHER DETAILS

The new CES micropad



The microphone for mobile radio, with *DTMF* signalling and optional *ANI*, brings greater system flexibility to your telecom network.

Interface
Devices
Limited

For further information contact the sole agents



29 Market Street
Crewkerne
Somerset TA18 7JU

Crewkerne (0460) 71433
Telex 46283 infance g

WW - 048 FOR FURTHER DETAILS

SAFGAN DT-400 Series BRITISH MAKE DUAL TRACE 'SCOPES

NEW
20MHz

LOW COST

DT-410 £169*
DT-415 £175*
DT-420 £188*
* Ex V.A.T.



RELIABLE

WITH
18 months
GUARANTEE

DT-410, 10 MHz	DT-415 15MHz	DT-420 20MHz
----------------	--------------	--------------

- | | |
|---|---|
| <ul style="list-style-type: none"> ★ CH1, CH2: 5mv/div - 20v/div. ★ Time Base: 1 sec/div - 100ns/div. ★ XY Facility: Matched XY inputs. ★ Trigger: Level control, \pm Slope selection. ★ Auto, Normal, TV Triggering. | <ul style="list-style-type: none"> ★ External Trigger ★ Z-Modulation ★ CAL output 1v 1kHz ★ Graticule blue ruled 8x10 div. (4in. CRT). ★ Size: H215mm, W165mm, D280mm. ★ Weight: 4kg. |
|---|---|

PROBE (XI-REF-X10) £10.50

SAFGAN ELECTRONICS LTD.

24 GUILDFORD ROAD, WOKING, SURREY TEL. WOKING (04862) 69560
Carriage: England & Wales £6.50 - V.A.T.; Scotland £9.50 - V.A.T.



London Stockist: Audio Electronics - Tel: 01-724 3564
North-West Stockist: Darom Supplies Warrington, Ches - Tel: Warrington 64764
Avon Stockist: L. F. Hanney, Bath - Tel: Bath 24811



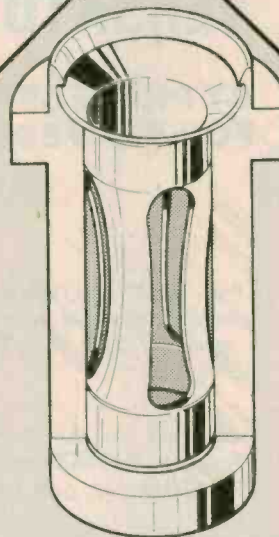
Cardiff Stockist: Steve's Electronics Supply Co., Cardiff - Tel: 102221 41905
Chesterfield Stockist: Kays Electronics, Chesterfield - Tel: 102461 31696
Newcastle Stockist: Aitken Bros & Co., Newcastle - Tel: 0632 26729
Birmingham Stockist: P.A.T.H. Electronic Services - Tel: 021-327 2339
Derby Stockist: RTS Derby - Tel: 103321 41235

WW - 073 FOR FURTHER DETAILS

1mm PC BOARD SOCKETS

NEW

MADE
IN UK



- Two-Part Design:-
Precision Turned Shell
Beryllium Copper Spring
Contact
- High Reliability/Long Life
- Intermatable with Harwin
1 mm Plugs:-
Straight Pins
90° Pins
Shorting Plugs
Insulated Shorting Plugs
(coloured)
- Choice of Plating Finishes
- Press Fit into PC Board

HARWIN

Harwin Engineers SA
Fitzherbert Road, Farlington
Portsmouth, PO6 1RT, Hants
Tel: 0705 370451, Telex 86125

WW - 032 FOR FURTHER DETAILS



INSIST ON VERSATOWER

**BY PROFESSIONALS—
FOR PROFESSIONALS**

The VERSATOWER range of telescopic and tilt-over towers cover a range of 25ft to 120ft (7.5M to 36M).

Designed for Wind Speeds from 85mph to 117mph conforming with CP3 Chapter V, part 11.

Functional design, rugged construction and total versatility make it first choice for telecommunications.

Trailer mounted or static, the VERSATOWER solves those difficult problems of antenna support, access and ground level maintenance.

A programme of continuous product development has led to a range of over 50 models, all available at highly competitive prices. This coupled with our quality assurance scheme ensures that we maintain the leader position we enjoy today.

VERSATOWER

**THE PROFESSIONALS'
CHOICE**


STRUMECH
VERSATOWER
SYSTEM

PORTLAND HOUSE, COPPICE SIDE
BROWNHILLS, WEST MIDLANDS
TEL: (05433) 4321 TELEX: 335243 SEL

WW - 060 FOR FURTHER DETAILS

FYLDE

**TRANSDUCER and RECORDER
AMPLIFIERS and SYSTEMS**



reliable high performance & practical controls. individually powered modules—mains or dc option single cases and up to 17 modules in standard 19" crates small size—low weight—realistic prices.

FYLDE

**Fylde
Electronic
Laboratories
Limited.**

49/51 Fylde Road Preston
PR1 2XQ
Telephone 0772 57560

WW - 042 FOR FURTHER DETAILS

**An entire
range of
low-cost
high-
performance
instruments**



sabtronics

'Making Performance Affordable'

*2010A	3½-Digit L.E.D. Bench DMM	5020A	1Hz-200KHz Function Generator
*2015A	3½-Digit L.C.D. Bench DMM	*8110A	100MHz 8-Digit Frequency Meter
2020	3½-Digit L.E.D. Bench DMM	*8610A	600MHz 8-Digit Frequency Meter
	with Microcomputer Interface	*8610B	600MHz 9-Digit Frequency Meter
2033	3½-Digit L.C.D. Hand DMM	8000B	1GHz 9-Digit Frequency Meter
*2035A	3½-Digit L.C.D. Hand DMM	8700	10MHz Universal Frequency Counter/Timer
*2037A	3½-Digit L.C.D. Hand DMM with Temp.	PSC-65	600MHz Prescaler
LP-1	10MHz Logic Probe	9005	5MHz Single Trace Oscilloscope

* Also available in kit form.

Test our low priced test equipment. It measures up to the best. Compare our specs and our prices - no-one can beat our price/performance ratio.

Full colour illustrated brochure and price list from:

BLACK STAR LTD.,
9a Crown Street, St. Ives,
Cams. PE17 4EB

Tel: (0480) 62440. Telex 32339



WW - 033 FOR FURTHER DETAILS



AMCRON INDUSTRIAL MUSCLE

- ★ POWER RESPONSE DC – 45KHz ± 1dB.
- ★ OUTPUT POWER IN EXCESS OF 1.5KW INTO 2.75 Ohm LOAD (CONTINUOUS R.M.S.)
- ★ D.C. OUTPUT 20 AMPS AT 100 VOLTS OR 2KVA.
- ★ HARMONIC DISTORTION LESS THAN 0.05% DC-20KHz AT 1kW INTO 6 OHMS.
- ★ PLUG-IN MODULES: CONSTANT VOLTAGE/CURRENT, PRECISION OSCILLATORS
- ★ UNIPOLAR AND BIPOLAR DIGITAL INTERFACES, FUNCTION GENERATORS, AND MANY OTHERS.
- ★ OUTPUT MATCHING TRANSFORMERS AVAILABLE TO MATCH VIRTUALLY ANY LOAD.
- ★ FULL OPEN AND SHORT CIRCUIT PROTECTION GUARANTEED STABLE INTO ANY LOAD.
- ★ TWO UNITS MAY BE CONNECTED TO PROVIDE UP TO 4kW.
- ★ INTERLOCK CAPABILITY FOR UP TO EIGHT UNITS.
- ★ 3-YEAR PARTS AND LABOUR WARRANTY.
- ★ UNITS AVAILABLE FROM 100VA-12KVA.



Model – M600

For full details on all Amcron Products write or phone Chris Flack

Analogue Associates

PROFESSIONAL INDUSTRIAL ELECTRONICS



P.O. BOX 3
ATTLEBOROUGH
NORFOLK NR17 2PF
Tel: 0953-452477

WW – 022 FOR FURTHER DETAILS

EFFECTIVE COMMUNICATIONS ARE VITAL...

Effective communications are vital to the efficiency of every organisation. The easiest way to see and compare the whole range of electronic communications systems is to visit **Communications 82**, the world's leading international exposition of communications equipment and systems. It will be the sixth in a biennial series and will comprise a major international exhibition and conference, plus a programme of social events with guest speakers of international stature.


Communications 82 will be of direct interest to all communications users as it crosses the boundaries between civil and military, public and private, industry and commerce, fixed and mobile, in the same way as do the technologies involved.

So whatever you need – however specialised – you'll find the latest equipment at **Communications 82**, ranging from the simplest mobile radio equipment to tropospheric scatter; from public or private digital telephone exchanges to telephone handsets; and from data communications and information technology systems generally to fibre optics and power supplies.

Communications 82 enjoys unique and continuing support from national and international authorities, including

- International Telecommunication Union
- British Government – through the Home Office and the Department of Industry
- British Telecom
- and the two leading UK trade associations
- Electronic Engineering Association
- Telecommunication Engineering and Manufacturing Association

The **Communications 82** Conference is again organised by the Institution of Electrical Engineers, in association with the IEEE Communications Society, IEEE UK/RI Section, Institution of Electronic and Radio Engineers, British Computer Society, Institute of Mathematics and its Applications, and Institute of Physics.



Communications

82 Communications Equipment and Systems
National Exhibition Centre, Birmingham, England
20-23 April 1982

Communications 82 is organised by Industrial and Trade Fairs Limited
Radcliffe House, Blenheim Court, Solihull, West Midlands, England
Tel: 021-705 6707 Telex: 337073 for Tony Davies Communications.



To: Print Services Dept, Communications 82 040
Industrial and Trade Fairs Limited, Radcliffe House
Blenheim Court, Solihull, West Midlands B91 2BG, England

Please send me Exhibition Conference
details of **Communications 82***

Name _____

Position _____

Company _____

Address _____

Number of admission tickets required _____ *Please indicate as appropriate

WW – 012 FOR FURTHER DETAILS

LONDON'S TEST EQUIPMENT CENTRES

AUDIO ELECTRONICS

Retail • Mail Order • Industrial • Educational • Export

OPEN SIX DAYS A WEEK • CALL IN AND SEE FOR YOURSELF

ALL MODELS ON DISPLAY
ALL PRICES INCLUDE VAT




TRIO OSCILLOSCOPES

Range of mains operated Scopes with 5" displays, triggered sweep (UK c/p £3.50)

DUAL TRACE

- CS1562A 10 MHz, 10mV, 1 micro sec. £267.95
- CS1560A II 15 MHz, 10mV, 0.5 micro sec. £341.55
- CS1566A 20 MHz, 5mV, 0.5 micro sec. £363.40
- CS1577A 35 MHz, 2mV, 0.1 micro sec. £523.25
- CS1830 Mk II 30MHz, 2mV, 0.2 micro sec. £626.75 (fitted delay line)
- CS1575 5 MHz, 1mV, 0.5 micro sec. Multi display Audio scope. £312.80



SINGLE TRACE

- CS1559A 10 MHz, 10mV, 1 micro sec. 5" display Triggered sweep (UK c/p £3.50) £251.85
 - C01303D 5 MHz, 10mV, low sweep for observation below 1 Hz and up to 450 MHz, 75mm display (UK c/p £2.00) £124.20
- Optional probes - all models
X1 £7.95 X10 £9.45 X1-X10 £10.50 X100 £16.95



THANDAR - SINCLAIR

Reliable low cost portable instruments, bench models all 25.5 x 15 x 5cm. Generators mains operated rest battery (supplied). UK c/p Hand models 65p, bench £1.15)


DIGITAL MULTIMETERS (3 1/2 digit LCD)

- TM354 Hand held, DC 2A, 2m ohm, 1mV - 1000V DC, 500V AC. £45.94
- TM352 Hand held, DC 10A, Hfe test, Continuity test £57.44
- TM353 Bench, 2A AC/DC, 1000V AC/DC, 20M ohm. Typical 0.25% New low price £86.25
- TM351 Bench, 10A AC/DC, 1000V AC/DC, 20M ohm. Typical 0.1% £113.85



FREQUENCY COUNTERS (8 Digit)

- PFM200A Hand held LED 200 MHz, 10mV (600 MHz with TP600) New model fitted B.N.C. sockets £67.50
- TF040 Bench LCD, 40 MHz, 40mV (400 MHz with TP600) £126.50
- TF200 Bench LCD, 200 MHz, 10-30mV (600 MHz with TP600) £166.75
- TP600 600 MHz + 10 Prescaler 10 mV £43.13




GENERATORS (All bench models) mains operated

- TG100 Function, 1 Hz-100 KHz, Sine/SQ/Triangle/TTL £90.85
- TG102 Function, 0.2 Hz-2 MHz, Sine/SQ/Triangle/TTL £166.75
- TG105 Pulse, 5 MHz-5Hz (200nS-200mS) various outputs £97.75

OSCILLOSCOPE (Bench model low power portable)

- 10 MHz 2" trace, 10mV, 0.1 micro sec. All facilities. Model SC110 £159.85
- (Rechargeable battery pack £8.63, AC adaptor/charger £5.69)




OPTIONAL ITEMS

- Carry case (bench only) £6.84 AC Adaptors (state model) £5.69




MULTIMETERS



(UK c/p 65p or £1.00 for two)
CHOOSE FROM UK'S LARGEST RANGE

- KRT101 10 range pocket 1K/Volt £4.50
- KRT100 12 range pocket 1K/Volt £5.50
- NH55 10 range pocket 2K/Volt £6.50
- AT1 12 range pocket Deluxe 2K/Volt £7.75
- ST5 11 range pocket 4K/Volt £8.50
- NH56 22 range pocket 20K/Volt £11.95
- YN360TR 19 range plus Hfe Test 20K/Volt £13.50
- ST303TR 21 range plus Hfe Test 20K/Volt £15.95
- KRT5001 16 range - range double 50K/Volt £16.50
- AT1020 19 range Deluxe plus Hfe Test 20K/Volt £16.95
- ETC5000 As KRT5001 plus colour scales 50K/Volt £17.95
- 7081 18 range - range double 10A DC 50K/Volt £20.85
- TMK500 23 range. Plus 12A DC Plus Cont. Buzzer 30K/Volt £22.75
- AT205 21 range Deluxe 10A DC 50K/Volt £25.75
- C7080 26 range large scale 10A DC, 5KV AC/DC 20K/Volt £27.50
- 168M36 range, Large scale 10A AC/DC, 50K/Volt £28.50
- AT210 23 range Deluxe 12A AC/DC 100K/Volt £31.00
- 360TR 23 range Large scale 10A AC/DC Hfe Test 50Meg ohm, 1KV AC/DC 100K/Volt £34.95

CLAMP-ON-METERS INSULATION TESTERS



Multi-range clamps all with resistance range, carry case & leads. Also digital and DC clamp in stock (UK c/p 75p)

- ST300 300A 600V 9 ranges £28.50
- ST310 300A 600V 9 ranges £32.95
- K2602 150A, 600V, AC 7 ranges £35.95
- *K2606 300A, 600V, AC 8 ranges £44.00
- K2803 300A, 600V, AC 9 ranges £53.95
- K2903 900A, 750V, AC 9 ranges £77.50
- K2103 1000A, 750V, AC 9 ranges £95.00
- *Optional temperature probe £13.80



ELECTRONIC INSULATION TESTERS

- Battery operated complete with carry case (UK c/p £1.00) £59.00
- YF500L 500V/100Meg, Plus 0-100 ohm £95.00
- K3103 600V/100Meg Plus 0-2.6K ohm £104.00
- K3106 500V & 1000V, 1000 & 2000Meg. £136.50
- K4101 Earth resistance tester £136.50
- M500 Hand cranked insulation tester 500V/100Meg. £67.50

CROTECH OSCILLOSCOPES

Range of Portable Scopes mains and battery operated. Plus special features (UK c/p £3.00)

- 3030 Single trace 15 MHz, 5 mV, 0.5 micro secs. Plus built in component tester, 95mm tube £166.75
- 3131 Dual trace 15 MHz, trig to 35 MHz, 5mV, 0.5 micro sec. 130mm tube, plus component tester £264.50
- 3034 Battery-mains dual trace 15 MHz, trig to 20 MHz, built in Nicads, 5mV, 0.5 micro secs (Eliminator charger optional £28.75) £356.50



STOP PRESS!

- Model 3035 WAS £189.75
- SPECIAL OFFER: £168.50

LOGIC PROBE



(UK c/p 45p)
Leader LDP076 50 MHz, 10MEG ohm, 10m Sec. with carry case £56.90

DIRECT READ HV PROBE




(UK c/p 65p)
0/40KV, 20K Volt £18.40

OSCILLOSCOPE PROBE KITS

(UK c/p 50p per 1 to 3)
Available BNC plug or Banana
X1 £7.95, X10 £9.45
X1-X10 £10.50
Also X100 (BNC only) £16.95

TRIO GENERATORS



AUDIO AND RF MAINS OPERATED PORTABLE EQUIPMENT (UK c/p £1.10)

- SG402 6 range RF 100 KHZ - 30 MHz ± 1.5. INT/EXT MOD. 100 mV o/p Variable £68.00
 - AG202A Matching 4 range Audio, 20 Hz - 200 KHZ Sine Square, Distortion 0.5-1% Variable o/p to 10V £78.20
 - AG203 5 band 10 Hz - 1 MHz, Sine/Square: 0.5dB deviation, Distortion Max. 0.1%, Switched Alternator & variable. £126.50
- ALSO IN STOCK Newtronics 200P & 200SPC 0.002 HZ 5.5 MHz Generators (200 SPC with 100 MHz counter)

PROFESSIONAL MULTIMETERS



- (UK c/p £1.50) All featuring AC/DC Volts/Current & Ohms ranges
- M1500 43 range 20K/Volt, AC/DC 10A £53.50
- M1200 30 range 100K/Volt, AC/DC 15A 200 Meg ohm With leather case Was £84. Now £49.00
- K1400 26 range large scale 20K/Volt, 10A AC/DC, 20 Meg ohm: 5kV AC/DC £79.95
- K200 39 range 10 Meg ohm input, 25 Hz-1 MHz £95.00
- OPTIONS Cases: M 1500 & 1200 £16.50; K1400 £19.00
- Temperature Probe for K1400 £13.80

THURLBY DIGITAL MULTIMETER



4 1/2 Digit 0.05% 7 Function LCD
Made to exacting standards in UK
30 ranges: 1200V DC, 750V AC, 10A AC/DC, 32 Meg ohm. Also includes frequency measurement to 4 MHz and 4 KHZ output.
Price is with batteries, test leads and mains adaptor. (optional carry case £20.45) £171.00
UK c/p £1.00

CALLERS WILL ALWAYS FIND A RANGE OF LOW COST TEST EQUIPMENT, ACCESSORIES, TOOLS, IRONS AND BOARDS IN STOCK. ALSO SPECIAL OFFERS FOR CERTAIN EQUIPMENT WHICH WILL VARY FROM TIME TO TIME

PRICE CORRECT AT TIME OF PREPARATION E & OE
ALL PRICES INCLUDE VAT

CHOOSE FROM UK'S LARGEST RANGE

ALL PRICES INCLUDE VAT

FREE CATALOGUE!

Send large SAE (20p UK) Schools, Companies, etc. free on request.



AUDIO ELECTRONICS

Cubegate Limited

301 EDGWARE ROAD, LONDON, W2 1BN, ENGLAND. TELEPHONE 01-724 3564
ALSO AT HENRYS RADIO, 404/406 EDGWARE ROAD, LONDON W2

OPEN SIX DAYS A WEEK • CALL IN AND SEE FOR YOURSELF

Order by Post with CHEQUES/ACCESS/VISA or Telephone your order

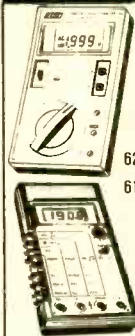
WW - 027 FOR FURTHER DETAILS

LONDON'S TEST EQUIPMENT CENTRES

AUDIO ELECTRONICS

Retail • Mail Order • Industrial • Educational • Export
OPEN SIX DAYS A WEEK • CALL IN AND SEE FOR YOURSELF

ALL MODELS ON DISPLAY
ALL PRICES INCLUDE VAT



LCD DIGITAL MULTIMETERS

SPECIAL PURCHASE - LIMITED PERIOD ONLY

6220 Reliable 22 range hand held 3 1/2 digit LCD with volt/ohms auto range, unit and range signs. 10 amp AC/DC, battery warning, lower power ohms range.
 Model 6110 Also has range hold, continuity buzzer, and improved accuracy. All models high quality rotary operation. Resolution 0.1 milli volt, 10-Micro amp, 0.1 ohm.
 6220 1000v DC, 0.2/10A AC/DC, 600v AC, 2meq ohm. Was £55.95 **NOW £42.95**
 6110 As above plus 20mA AC/DC and improved accuracy. Was £85.95 **NOW £59.95**

THIS SPECIAL OFFER IS QUALITY WITH VALUE
 Also in stock.

DD601 27 range, push button, 2A, AC/DC **£39.95**
 188m 16 range with Hfe checker, 10 amp, DC, push button **£43.50**
 189m 30 range with Hfe checker, 10 amp, AC/DC, rotary **£69.95**

GLOBAL SPECIALISTS EQUIPMENT



Generators (UK c/p £1.00)

2001 1 HZ-100 KHZ s/wEEPable function generator. TTL/Sine/Square/Triangle. All facilities. Mains **£89.00**
 4001 Ultra Variable Pulse Generator. 0.5 HZ-5 MHz Every facility. Mains **£109.00**



Frequency Counters (UK c/p 80p)


MAX100 100 MHz Counter. Battery operated. 8 Digit 30mV typical. Bench portable LED **£89.00**
 MAX50 6 Digit 50 MHz Hand held LED **£56.00**
 MAX550 2 range 6 Digit 550 MHz hand held LED **£97.75**
 PS500 500 MHz prescaler for MAX50/100 **£34.50**
 Circuit Powered Logic Probes Pulsers and Monitors (UK c/p 65p)
 LP1 DTL/TTL/CMOS. 10 MHz. 100K ohm. Pulse: Memory **£35.50**
 LP2 DTL/TTL/CMOS. 1.5 MHz. 300K ohm. Pulse **£19.95**
 LP3 DTL/TTL/CMOS. 50 MHz. 500K ohm. Pulse: Memory **£55.95**



LM1 All. 8, 10, 12, 14 & 16 Pin IC'S. Indicates Pins on/off DTL/TTL/CMOS/HTL. Logic Monitor **£33.00**
 DP1 Digital Pulse. Single shot or 100pps **£58.50**

HAMEG OSCILLOSCOPES

Range of top quality scopes for Amateur and Professional (UK c/p '307' £3.00, other £4.00)
 307 Single trace 10 MHz. 5mV: 0.5 micro sec. Plus built in component tester. 6 x 7cm display. **£158.70** (Optional carry case £18.40)
 203 Dual 20 MHz. Trig to 30 MHz. 5mV: 0.5 micro sec. 8 x 10cm display (replace model 312) **£253.00**
 412-5 Dual 20 MHz delayed sweep. Trig to 40 MHz. 5mV: 0.1 micro sec. 8 x 10cm display. **£402.50**
 705 Dual 70 MHz Delayed sweep. Single sweep. Delay line. Trig to 100 MHz. 5mV: 0.1 micro sec. 8 x 10cm display **£667.00**
 Options 203/412/512 Viewing hood **£6.90**
 Component tester 203, 412, 512 **£46.00**
 Carry case (state model) **£21.85**
Optional Probes (All models) X1 £8.50, X10 £9.45. X1-10 £10.50, X100 £16.95.



KEITHLEY PROFESSIONAL DIGITAL MULTIMETER

Model 130. 25 range. Easy to hold and use LCD DMM. Size 7 x 3.1 x 1.5

Ranges
 DC Volts 200mV-1000V 0.5% 100 micro volt
 AC Volts 200mV-750V 1% 100 micro volt
 DC current 2mA-10AMP 1-2% 1 micro amp
 AC current 2mA-10AMP 2% 1 micro amp
 Resistance 200 ohm-20 Meg 0.5% 0.1 ohm **£102.35**

PROFESSIONAL TRANSISTOR CHECKERS UK C/P £1.50

All feature auto test and matching.
 LTC 906A plus DC. Parameters **£111.55**
 LVT plus F.E.T. Multimeter **£147.20**
 LTC 907 plus multi band signal injector **£173.60**
 Also LTC 905 semi conductor curve trace (use with scope) **£95.45**




SAFGAN PORTABLE OSCILLOSCOPES

Range of low cost Dual Trace Scopes mains operated. Made in UK to exacting standards. Available as 10 MHz, 15 MHz or 20 MHz. All feature 5mV sensitivity, 0.5 micro sec. 6.4 x 8cm display. (UK c/p £2.50)

DT1410 Dual 10 MHz **£194.35**
 DT415 Dual 15 MHz **£201.25**
 DT420 Dual 20 MHz **£216.20**

Optional probes available (see Hameg above)



SABTRONICS EQUIPMENT

New reliable range of DMM's and frequency computers with those extra facilities and competitive prices. All battery operated (supplied) Except 5020A mains. Optional mains eliminators available.

NEW LOW PRICES

8 DIGIT COUNTERS 0.1 HZ to 10 HZ Res 10mV sensitivity to 100 MHz (UK c/p £1.00)

8110A 20 HZ-100 MHz in 2 ranges **£77.00**

8610A 20 HZ-600 MHz in 3 ranges **£94.00**

9 DIGIT COUNTERS 30mV sensitivity to 1GHz. Resolution 0.1 HZ-10 HZ

8610B 10 HZ-600 MHz in 3 ranges **£114.00**

8000B 10 HZ-1GHz in 3 ranges **£178.00**

FUNCTION GENERATOR (UK c/p £1.00) with mains adaptor

5020A 1 HZ-200 KHZ Sine/Square/Triangle/ITC Freq sweep. Low distortion **£90.00**

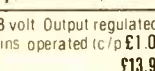
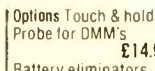

DIGITAL MULTIMETERS Two LCD hand held - one with temperature range. Also LCD and LED Bench models. 0.1% Basic accuracy.

2035A 3 1/2 digit LCD hand. 2A AC/DC 20Meg ohm ETC **£71.00**

2037A As 2035A with -50 C to +150 C Temp. range 0.1 resolution **£77.00**

2010A 3 1/2 Digit LED. Auto decimal & minus. 10A AC/DC. 20Meg ohm etc **£81.50**

2015A LCD version of above. **£95.00** (c/o 2035/37A 65p. All others **£1.00**)



VARIABLE REGULATED POWER SUPPLIES

Mains operated regulated, single meter (UK c/p £1.50)
 241 0/12-0/24V 1 amp **£35.00**
 154 5-15 volt 3 amp **£44.00**
 423 0/12-0/24V 3 amp **£54.00**



AMATEUR/CB

K0M6 1.5 to 250 MHz Dip meter 6 ranges **£38.50**
 SWR9 3-150 MHz SWR + F/S **£9.50**

SWR50 Twin meter SWR + Power 1KW max **£13.95**

310 Single meter SWR + Power 10W **£8.95**

110 SWR/Power/FS-10/100W **£11.95**

171 As 110 Twin meter 175 SWR/FS/AE Match (40 MHz) **£14.50**

176 As 175 + 0/5/50 Watt power **£16.95**

178 As 175 + 0/10/100W + MOD Scale **£19.50**

HM20 SWR meter Plus 20K/Volt 19 range Multimeter **£28.95** (Note: SWR-Power ETC to 144/150 MHz)

Just a selection of a huge range in stock - send for latest lists including professional ranges.



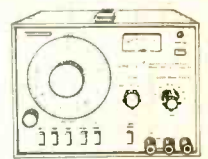
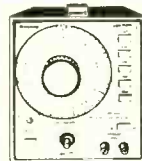
LASCAR BENCH MULTIMETER

3 1/2 Digit LCD Made in UK. 25 ranges with basic 0.1% accuracy. 2A AC/DC with 0.1 Microamp resolution. 1KV AC/DC 20Meg ohm ETC. **LM100 £89.00** (UK c/p £1.00)
 Also model LM2001 hand held model 2Meg ohm. 2A AC/DC ETC. **£57.70** (UK c/p 65p)

TV COLOUR BAR PATTERN GENERATORS

PAL UHF and VHF Models All 220/240V AC
 L6C393 VHF 6 pattern **£143.75**
 L6C392u UHF 15 pattern **£228.85**
 L6C392v VHF 15 pattern **£231.15**
 L6C399 VHF/UHF 13 pattern **£572.70**
 MC101 UHF pocket colour **£162.50**

LEADER AUDIO RF FM TV GENERATORS



High quality mains operated equipment (UK c/p £1.50)

LS616 RF Generator (matches LAG26) 5 ranges 100 KHZ-100 MHz (300 MHz harmonics) Int/Ext MOD: 100mV o/p ± 1.5% accuracy **£63.25**

LSG 231 FM Stereo Generator 100 ± MHz, all facilities **£211.60**

AUDIO LAG26 4 range 20 HZ-20 KHZ. Sine/Square. 5V o/p. Distortion 0.5-1%. **£73.60**

LAG120A 5 range 10 HZ-1 MHz. Sine/Square. 3V o/p. 0.05-0.8% Max Distortion Switched attenuator. **£146.00**

LAG125 Low distortion (0.02%) version of LAG120A Plus Burst type signals for Speaker test **£273.00**

POWER SUPPLIES 13.8 volt Output regulated mains operated (c/p £1.00)
 3 to 5 amp **£13.95**
 5 to 8 amp **£17.95**

DISCOUNTS Small and large quantity Discounts available for most products for UK and Export Your Enquiries Invited

ALSO STOCKED Range of chassis speakers and kits, microphones and public address equipment accessories etc.

ALL PRICES INCLUDE VAT



AUDIO ELECTRONICS

Cubgate Limited
 301 EDGWARE ROAD, LONDON, W2 1BN, ENGLAND. TELEPHONE 01-724 3564
 ALSO AT HENRYS RADIO, 404/406 EDGWARE ROAD, LONDON W2

OPEN SIX DAYS A WEEK • CALL IN AND SEE FOR YOURSELF

Order by Post with CHEQUES/ACCESS/VISA or Telephone your order

WW - 028 FOR FURTHER DETAILS

FREE CATALOGUE!

Send large SAE (20p UK) Schools, Companies, etc. free on request.

PORTABLE MAINS DISTRIBUTION NOW WITH EARTH LEAKAGE

OLSON

FOR INSTANT MAINS DISTRIBUTION IN OFFICES, LABORATORIES, WORKSHOPS AND FOR MAXIMUM SAFETY




BEL 5SW



PEL 1




N13A/6



13A/4SW



13A/5/R



13A/6SW Sloping



PEL 3



WEL 2



T13A/5



TR9



N13A/3
DELIVERY EX-STOCK

OLSON Electronics Ltd.

**FACTORY NO. 8, 5-7 LONG STREET
LONDON E2 8HJ Tel: 01-739 2343**

WW - 071 FOR FURTHER DETAILS



YOUR SUCCESS IS OUR BUSINESS

ARE YOU MISSING OUT?

Now that CB Radio is legal, are you taking full advantage of the best opportunity you've probably ever had to get in on the ground floor of a completely new market. The CB radio market in the UK is expected to reach its peak around 1983 when sales will amount to around 1.4 million sets plus a proportionate amount of accessories. Conservative estimates of the UK CB market put the value at £140,000,000.

How Big a Slice will You Take?

Mura 295-297 HIGH ROAD, WILLESDEN, LONDON NW10 TELEX 8956073 MURA UK G **Tel: 01 451-4141-2-3**

Name _____
Company _____
Address _____
Tel. _____



VOICE MICROSYSTEMS SPEECH PROCESSING FOR CARRIER AND LINE COMMUNICATION SYSTEMS

Digital Speech Processors

Precision level control and waveform compression for H.F. radio systems. Bandwidth 300 Hz to 3.0kHz.

DSP3 (Free Standing) DSP4 (19" Rack Mounting)

Precision programmable level control and waveform compression for H.F., V.H.F. and U.H.F. radio systems. Bandwidth 300 Hz to 3.0kHz.

DSP5 (Free Standing) DSP6 (19" Rack Mounting)

Precision programmable level control and waveform compression for public address and intercom systems in noisy locations. Bandwidth 100 Hz to 6.0 kHz.

DSP7 (Free Standing) DSP8 (19" Rack Mounting)

Analogue Speech Processors

Precision programmable level control for H.F., V.H.F. and U.H.F. radio systems. Bandwidth 300 Hz to 3.0 kHz.

ASP1 (Free Standing) ASP2 (19" Rack Mounting)

Precision programmable level control for public address and intercom systems. Bandwidth 100 Hz to 6.0 kHz.

ASP3 (Free Standing) ASP4 (19" Rack Mounting)

All processors available for operation from 240V or 110V, 50 Hz or 60 Hz mains supply. Formats to equipment manufacturers' requirements can be accommodated.

Voice Microsystems Limited

Abercynon, Mountain Ash, Mid Glamorgan CF45 4SF
Gt. Britain

Tel: Abercynon (0443) 740331. Telex: 498606



A company in the A.B. Electronic Products Group


WW - 023 FOR FURTHER DETAILS

HANDSOME!

First there was the 130. A handheld D.M.M. which still sets the standards our competitors strive to match. Next came the 131. The introduction of the 135 saw 4½ digits on a handheld D.M.M. for the very first time.

And that same commitment to innovation has resulted in the latest additions to the range. The Keithley 128 D.M.M. with audio-tone and 870 Digital Thermometer with centigrade and fahrenheit readout.

The result is an unrivalled selection of handheld measuring devices. Each specification carefully matched to a given need. With performance that looks pretty good on paper. And even better in the field!



Model 870 ● 0.025% accuracy ● Centigrade and fahrenheit readout ● Measures up to 1370°C

● 0.1° resolution up to 200°C

Model 128 ● Audio-tone with adjustable threshold ● 25 ranges: 5 functions ● 10 amp span

Model 135 ● 0.05% accuracy ● Full overload protection ● ACU bandwidth to 20 KHz

Model 131 ● 0.25% accuracy ● 25 ranges: 5 functions ● 10 amp span

Model 130 ● 25 ranges: 5 functions ● 10 amp span ● 0.5% accuracy

All models are guaranteed accurate for one year. And built to the high standards of quality expected of the Keithley name. For more information simply fill in the coupon. And learn about a range which will serve you . . . handsomely!

KEITHLEY

Keithley Instruments Ltd
1 Boulton Road Reading Berkshire RG2 0NL
Telephone (0734) 861287
Telex 847047

Also available from
I.T.T. Instrument Services, Tel. Harlow 29522

WW - 017 FOR FURTHER DETAILS

I would like to know more about your Handheld Units.
Please send me details on D.M.M.'s 870 Thermometer

Name _____ Position _____
Company _____
Address _____
Telephone _____

EXCLUSIVE OFFERS

TOP QUALITY EQUIPMENT CALL IN AND SEE FOR YOURSELF



WHILE STOCKS LAST!

Crotech 3035 Oscilloscope

- 5" - 130mm Flat Faced Tube
- DC - 10 MHz
- 5mV/DIV
- Built-in component tester

SAVE £21 PLUS

Performance and style plus use of ICS provide a scope with performance and value. 10 MHz single trace with 5mV sensitivity and triggering to 20 MHz. Plus extra feature of built-in component tester. Display size is 5" with 8 x 10 graticule.

FEATURES INCLUDE: Sweep speeds 200 ns/DV - 0.2s/DIV. External horizontal input 400mV/DIV with 1 MHz band width. Auto or level control, internal or external 0.5 DIV to 1 DIV 10 HZ - 20 MHz. 220/240V AC operation. Size 160 x 265 x 317mm, WT 6Kg.

As advertised by us at **£189.75** inc. V.A.T.

NOW £168.50 inc. VAT

U.K. Carriage etc. **£3.50**

Optional XI probes X10 X1 - X10

£7.95
£9.45
£10.50

ON DISPLAY TO CALLERS

PROFESSIONAL MULTIMETER 100,000 ohms/volt

SAVE £35

- Exclusive offer for limited period of this versatile, professional, top quality multimeter.
 - 30 Ranges ● 15 AMP AC/DC
 - Size 7" x 5" x 2 1/2"
- This special offer includes leather carry case (normally £16.50 extra)



Model M1200

As advertised by us at **£67.50 + case**

Total **£84.00** including VAT

MODEL M1200 SPECIFICATIONS

DC Voltage: 0 15-0 5-1 5-5-15-50-150-500-1 500V (100k ohms per volt)
 AC Voltage: 1 5-5-15-50-150-250-500-1 500V (31 6k ohms per volt)
 DC Current: 10-15-5000uA-15-500mA -1 5-15A AC Current: 0-15A
 Resistance: 20k ohms-200k ohms-2-20-200M ohms (100 ohms-1-10-100k ohms-1M ohms midscale)
 Accuracy: DC Volts -2% of full scale
 Amps AC Volts -3% of full scale
 Dimensions: LWD 180 x 125 x 65mm
 Approximate Weight: 650g

As advertised by us at **£67.50 + case** i.e. **£84.00**

NOW £49 inc. VAT (UKc/p £1.50)

Supplied with test leads, batteries, handbook and leather case.

ALL PRICES INCLUDE VAT

Plus many other features including mirror scale, polarity reverse switch, electronic overload protection and taut band suspension.

ORDER BY POST (OR PHONE) OR CALL IN Open 6 Days a Week


Cubegate Limited
AUDIO ELECTRONICS
 301 Edgware Rd. London W2 1BN
 Tel: 01-724 3564
 Also at Henrys Radio 404 Edgware Rd. W2

ABOVE PRICES ONLY WHILE STOCKS LAST!

WW - 030 FOR FURTHER DETAILS



Diodes-High Speed Diodes-Zener Diodes Rectifier Bridges-UHF-VHF Tuners



Rectifier Diodes
 1A Series 1N 4000
 3A Series 1N 5400 and BY 251
High Speed Diodes
 1A Series BA 150 and 1P 640
 2A Series BY 280
 3A Series BY 350
Switching Diodes
 0.1A Series BA 243 - BA 243A
Zener Diodes
 500mW Series ZPD (2V7 - 51V)
 500mW Series BZC55C (5V1 - 62V)
 1.3W Series BZX 85C (5V1 - 62V)
 1.5W Series BZY97C (7V5 - 200V)

Rectifier Bridges
 0.8A Series C800, C800A
 1A Series C1000, C1000A
 1.5A Series C1500R
 1.5A Series C1500/1000
 2A Series C2000/1500
 3.7A Series C3700/2200
 5A Series C5000/3300
 10A Series FB1000, FB1000L
 25A Series FB2500
UHF/VHF Tuners
 *CCTH Standard
 *Flanob System
 *RTMA System
 *Other Standards on Request

UK DISTRIBUTORS
 Fieldtech Heathrow Limited,
 Humatave House, 420, Bath Road,
 Longford, Middlesex, UB7 0LL, England.
 Telephone: 01-827 6446
 Telex: 20734 FLDTEC G

Fieldtech Heathrow

WW - 024 FOR FURTHER DETAILS

EA Electronics is looking for distributors for power supplies and other electronic equipment.

We are suppliers of the most complete range of power supplies for industrial and consumer purposes. Other equipment we stock are transformers, antennas, measuring instruments, mikes, etc.

To sell our equipment we are looking for local shops for our consumer range and for industrial distributors for a.o. the medical field, laboratories and most other industries.

We offer high quality equipment, exclusive to your territory or field and most of all interesting profits.

If your market is power supplies and/or other electronic equipment don't miss this opportunity to extend your delivery range with the EA-products.


Please reply to Mr. Fry. Leeds (0532) 482829.

EA ELECTRONICS

579 Harehills Lane Leeds LS9 6 NQ Leeds (0532) 482829*

WW - 037 FOR FURTHER DETAILS

THE CINTEC SINUSOIDAL FREQUENCY AND VOLTAGE STABILIZER



APPLICATIONS

- * SOUND RECORDING
- * VIDEO RECORDING
- * MEDICAL
- * MARINE
- * COMPUTERS
- * NAVIGATIONAL SYSTEMS

Applications for the use of CINTEC FREQUENCY & VOLTAGE STABILIZER are more numerous than can be listed. Therefore, if you have a supply problem, contact CINTEC LIMITED whose engineers will be only too pleased to assist.

- ★ 500VA OR 250VA
- ★ SOLID STATE
- ★ HIGH STABILITY
- ★ ROBUST
- ★ VERSATILITY
- ★ RELIABILITY
- ★ SINUSOIDAL

Reliable Frequency & Voltage Stabilization

The efficient operation of sophisticated electrical and electronic equipment is, in many cases, dependent upon an electrical supply which is stable in both frequency and voltage.

In many countries and even in the United Kingdom during periods of heavy demand, the variation in the frequency and voltage is sufficient to introduce errors and the malfunction of such items as Recording equipment etc. Likewise, in certain areas, the only source of supply is from a Generator, the output of which can vary considerably when different loads are imposed. This has precluded the use of a wide range of equipment in many countries. Voltage Stabilizers are readily available, but these do not stabilize the frequency of the supply which, in many instances, is essential.

The CINTEC FREQUENCY & VOLTAGE STABILIZER provides the answer to both these problems

When the supply frequency is fluctuating wildly, between 45Hz and 65Hz and the voltage by more than 10% the output from the Stabilizer will not vary more than .01% from 50Hz or 1% in voltage, even when different loads are imposed.

Used by Government establishments, oil rigs, hospitals, police, video and electronic industry, shipbuilders etc. for a wide range of applications including video systems, medical, frequency conversion, navigational aids and sound recording systems.

The CINTEC FREQUENCY & VOLTAGE STABILIZER is also available for supplies of 100-125 volts, 45-65Hz with an alternative output of 50Hz or 60Hz at 115 volts or 230 volts and as a dual frequency model with a switchable output of 50Hz or 60Hz.

The Stabilizer may also be used as a frequency converter. For example, the supply to it can be any frequency between 45-65Hz and the output can be switched to either 50Hz or 60Hz.

Cintec Ltd., Wandle Way, Mitcham, Surrey CR4 4NB, England. Tel: 01-640 2241. Telex: 946177


SPECIFICATION

INPUT	105-125 volts or 210-250 volts at 45-65Hz.
OUTPUT RATING	115 volts at 230 volts 500VA or 250VA
STABILITY	Voltage $\pm 1\%$ No load to full load - Frequency $\pm 0.01\%$ No load to full load
FREQUENCY	50Hz or 60Hz. Single or dual versions
WAVEFORM	SINUSOIDAL
DISTORTION	Less than 2%
AMB TEMP	-20°C to +40°C
COOLING	Fan cooled
DUTY	Continuous
DIMENSIONS	432 (W) x 196 (H) x 508mm (D) (17" x 7 3/4" x 20")
WEIGHT	45 or 30Kg unpacked
CONSTRUCTION	Cabinet or rack mounting
TERMINATION	Cannon Connections at rear of case

NATO CODIFIED

24V DC Inverter

In addition to the A.C. operated models, a 24v D.C. INVERTER Stabilizer is available which operates from a heavy duty 24 volt battery and has output ratings similar to the A.C. models. This type of Stabilizer is particularly suitable for mobile operation.



Details Specification and Brochure—Available Post Coupon or Telephone/Telex

Name _____

Position _____

Company _____

Address _____


WW1/82

CINTEC LTD

Wandle Way, Mitcham, Surrey CR4 4NB England. Telephone 01-640 2241 Telex: 946177



WHO'S LOOKING.... FOR MULTI-LED ARRAYS



OUR OFF THE SHELF RANGE OFFERS

...any combination and sequence of Red(GaP), Green(GaP) or Yellow (GaAsP/GaP) colours incorporated in one array.

...fully end-stackable, 2, 3, 4 or 5 segment options thereby enabling displays encompassing any number of segments to be created,

...black bezels as standard with white bezels to special order,

...push-fit mounting into correctly dimensioned panel cut-out,

...wide operating temperature range of -40°C to $+80^{\circ}\text{C}$.

So if you are into
TREND INDICATORS
BAR GRAPHS
or
EVENT DISPLAYS

Look at our

MULTI-LED ARRAYS

Our prices won't make your eyes water

Zaerix Electronics Limited

46 Westbourne Grove, London W2 5SF, England

Tel: 01-221 3642 Telex: 261306

WW - 068 FOR FURTHER DETAILS

New KONTAKT Sprays

for the Electronics & Electrical Industries



KALTRON 601

A new cleaner for Magnetic Recording Units. Kaltron 601 has an extremely low surface tension thereby enabling the cleaning of magnetic sound heads leaving no deposit or other traces.

It is chemically pure (99.8%) - non conductive - non-flammable.

It can be used on energised electrical installations and electronic equipment, e.g. video units, tape recorders, data processing systems etc.

Also NEW

PRINTER 66

Spray cleaner for type wheel printers, matrix printers and chain printers. Can also be used for cleaning normal typewriters.

SCREEN 99

Specially for the cleaning of all types of screens, including data terminals and T.V. Screens.

VASELINE SPRAY 701

For use in communications engineering and construction of antennae. Proved successful as corrosion inhibitor for cable clamps, connecting screw joints etc. Application from spray can with capillary tube is clean and simple. Distributed by:

Special Products Distributors Ltd.
81 Piccadilly, London, W1V 0HL


Tel: 01-629 9556 : Cables: Speciproduct, London, W.1
Telex: 265200 (answerback RACEN)

WW - 078 FOR FURTHER DETAILS



- the
South East England
Specialists
in Everything for the
New Computer Age

video genie system



- 12K MICROSOFT BASIC
- 16K RAM
- UHF MODULATOR
- INTERNAL CASSETTE
- 2nd CASSETTE INTERFACE

SPECIAL DISCOUNT PRICE **£299** + VAT

★ EXPANSION BOX AVAILABLE

★ DISK DRIVE IF REQUIRED

★ 100s OF PROGRAMS

★ TRS-80 LEVEL II SOFTWARE COMPATIBLE

If you cannot call write for FREE illustrated leaflet!

COMPUTER-RTTY PACKAGE for TRS-80 and VIDEO GENIE

The new Catronics CT600 RTTY package enables a TRS-80 (16K, level 11) or Video Genie computer to send and receive Radio teleprinter messages. The package includes a pcb module and a program cassette. The pcb carries the terminal unit which includes a PLL discriminator for reception and can handle wide shift as well as narrow. Also on the pcb is an audio oscillator which plugs into the microphone socket of your SSB or FM transmitter to produce FSK or AFSK transmissions. The Transmit/Receive relay on the pcb is keyboard controlled, as are all other functions. The software allows operation on 4 speeds - 45, 50, 75 and 110 bauds. Text transmissions is simplified with automatic letters/figures shift and there is provision for 10 memories, which can be stored on cassette. Transmit text (including memories) is displayed and entered into buffer, even whilst receiving.

Send now for complete details!

CT600 complete package: £106 (+ VAT + £1.50 p.&p.)

Special Package (saving over £35 on list price): Video Genie Computer + CT600 for only £460 inc. VAT.

CREDIT TERMS available. Pay by Access, Barclaycard or Catronics Creditcharge Card

Personal Shoppers Welcome



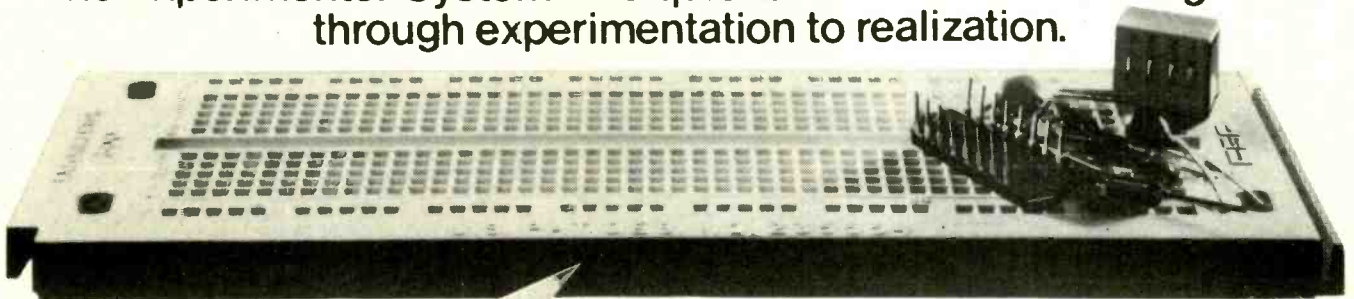
CATRONICS LTD (Dept 221)
COMMUNICATIONS HOUSE
20 WALLINGTON SQUARE
WALLINGTON, SURREY SM6 8RG

Tel. 01-669 6700 (9am to 5.30pm, Sat. 12.45pm)/Closed lunch 12.45-1.45


WW - 026 FOR FURTHER DETAILS

You can't beat The System.

The Experimentor System™ — a quicker transition from imagination through experimentation to realization.



Experimentor solderless breadboard.



Experimentor Scratchboard™ workpads.



Experimentor Matchboard™ pre-drilled PCBs.

When you have a circuit idea that you want to make happen, we have a system to make it happen quicker and easier than ever before: The Experimentor System.

You already know how big a help our Experimentor solderless breadboards can be. Now we've taken our good idea two steps further.

We've added Experimentor Scratchboard workpads, with our breadboard hole-and-connection pattern printed in light blue ink. To let you sketch up a layout you already have working so you can reproduce it later.


With Experimentor Matchboard you can go from breadboard to the finished product nonstop! We've matched our breadboard pattern again, this time on a printed circuit board, finished and ready to build on. All for about £1.20

There's even a letter-and-number index for each hole, so you can move from breadboard (where they're moulded) to Scratchboard™ (where they're printed) to Matchboard™ (where they're silkscreened onto the component side) and always know where you are.

When you want to save time and energy, you can't beat The Experimentor System.

1. EXP-300PC, which includes one item. A Matchboard pre-drilled PCB £1.20	2. EXP-302, which includes three items. Three 50-sheet Scratchboard workpads £1.50	3. EXP-303, which includes three items. Two Matchboards and an EXP-300 solderless breadboard £7.60	4. EXP-304, which includes four items. Two Matchboards, an EXP-300 breadboard and a Scratchboard workpad £8.70
--	---	---	---

GLOBAL SPECIALTIES CORPORATION



G.S.C. (UK) Limited, Dept. 7W
Unit 1, Shire Hill Industrial Estate,
Saffron Walden, Essex. CB11 3AQ.
Telephone: Saffron Walden (0799) 21682
Telex: 817477

GLOBAL SPECIALTIES CORPORATION DEPT. 7W

Unit 1, Shire Hill Industrial Estate, Saffron Walden, Essex.

Name _____

Address _____

Inc P&P and 15% VAT

1. EXP 300PC £2.25	Qty. Reqd.	2. EXP 302 £2.58	Qty. Reqd.
3. EXP 303 £9.40	Qty. Reqd.	4. EXP 304 £11.15	Qty. Reqd.

FREE Catalogue tick box

I enclose cheque PO for £ _____

Phone your order with Access, Barclaycard or American Express

Card No _____ Expiry date _____



new **SM 85** **PRO TECH** **SOUND**

**brings a new dimension
to a hand-held
condenser microphone**

This new high technology Shure microphone will change the way people think of condenser microphones. The SM85 is designed especially for on-stage, hand-held use. Its sound is unique—far more tailored to the special needs of the vocalist: sizzling highs and a shaped mid-range for superb vocal reproduction, and a gentle bass rolloff that minimizes handling noise and "boominess" associated with close-up use. Ultra-low distortion electronics make the SM85 highly immune to stray hum fields. An integral, dual-density foam windscreen provides built-in pop protection.

What's more, the SM85 Condenser Microphone must pass the same ruggedness and dependability tests required of Shure dynamic microphones. As a result, the SM85 sets a new standard of reliability for hand-held condenser microphones.

The SM85 is *extremely* lightweight, beautifully balanced—it feels good, looks good on-stage, on-camera, on-tour. Ask your dealer for a demonstration of the new SM85 PRO TECH Sound, or write to us (ask for AL664) for full details.

SM85
Cardioid Condenser
Hand-Held
Professional Microphone

The Sound of the Professionals®



Shure Electronics Limited Eccleston Road
Maidstone ME15 6AU
Telephone: Maidstone (0622) 59881

wireless world

Editor:
TOM IVALL, M.I.E.R.E.

Deputy Editor:
PHILIP DARRINGTON
01-661 3039

Technical Editor:
GEOFF SHORTER, B.Sc.
01-661 3500 X3590

Projects Editor:
MIKE SAGIN
01-661 3500 X3588

Communications Editor:
MARTIN ECCLES
01-661 3500 X3589

News Editor:
DAVID SCOBIE
01-661 3500 X3587

Design Editor:
RICHARD NEWPORT

Drawing Office Manager:
ROGER GOODMAN

Technical Illustrator:
BETTY PALMER

Advertisement Manager:
BOB NIBBS, A.C.I.I.
01-661 3130

DAVID DISLEY
01-661 3500 X3593

BARBARA MILLER
01-661 3500 X3592

Northern Sales
HARRY AIKEN
061-872 8861

Midland Sales
BASIL MCGOWAN
021-356 4838

Classified Manager:
BRIAN DURRANT
01-661 3106

CEHELIA SMITH
01-661 3033

Production:
BRIAN BANNISTER
(Make-up and copy)
01-661 3500 X3561

A million years of programming

This month's front cover is our contribution to the UK's Information Technology Year, just starting. A somewhat bizarre one, you may think. It is, in fact, an idea borrowed by artist Geoff Harrold from the imaginative film *2001: A Space Odyssey* (for which, incidentally, the screenplay was written by our one-time contributor Arthur C. Clarke). The mysterious crystalline monolith seems to be the instrument by which the man-apes at the beginning of the film are touched by conscious thought, rationality and an awareness of history and their own mortality – by which they became *Homo sapiens*. In our picture the monolith becomes that public symbol of modern technology "the microchip", better known to electronics engineers as the microprocessor.

If "information technology" is anything more than a convenient phrase to describe a range of already existing techniques (computers, telecommunications and microelectronics, according to the DOI) it certainly owes its existence to, more than anything, the availability of the microprocessor as an off-the-shelf electronic component. We have had the ability to measure and transmit information in binary digital form for a good many decades, but we were only able to process it conveniently, in the huge variety of ways we do, when programming became generally available in the last decade, using the principles of the stored-program digital computer. This mechanization of certain logical mental processes, in cheap and flexible electronic equipment, is the real innovation at the heart of what we are now calling information technology.

The mechanization of logic is the product of a living organ, the human brain, which itself was already capable of logical thinking and thus had generated the conceptual models for the hardware and its functioning. With this as a parallel, it is tempting to speculate on how much the invention of programming – first seen in early clocks and barrel organs – owes to the biological programming given by the genetic code in living creatures. Although in machines the instructions may be carried out in a time sequence, the program as an entity usually exists as a spatial pattern, first on paper then in the

Memory of a computer or microsystem. There seems to be some justification for an analogy between the pattern of binary digits in, say, an e.p.r.o.m. and the pattern of nucleotides in the DNA molecule of the living cell.

Beyond this point, however, the analogy breaks down. Whereas the program in the computer memory can be readily changed, the genetic code in DNA is highly conservative. We are almost always born with the same number of limbs and other organs, although mutations such as a hand with six fingers can sometimes occur.

Nevertheless in *Homo sapiens* the genetic code preserves an organism which is capable of extraordinary flexibility in its behaviour. Its power to communicate and act socially, passing on knowledge from person to person and from generation to generation, has resulted in, among other things, the technology of electronics and devices such as the microprocessor. The significant programming now is the way our behaviour is ordered by social activity, and this has been going on for perhaps only a million years. For example, some anthropologists maintain that we are neither inherently aggressive nor inherently peaceful but so flexible that we can be socially programmed to *become* aggressive or peaceful. The outcome for *Homo sapiens* is a world in which his now highly complex technology is a major factor in his own environment. It interacts with his material life and hence with his social being and indirectly with his personal awareness of himself as a social creature. By modifying his environment in this way he is therefore moulding his own psychology, yet most of the members of the species probably do not realize this is happening.

The situation is both exciting and dangerous. What is encouraging is that this process really can be under our own control. For example, we have realized that we no longer have to propitiate the gods to save us from natural disasters. But much of the programming is being done by powerful individuals who are both heedless of the process and strongly influenced, intellectually and emotionally, by historical events which are no longer relevant to present problems. Somehow we must learn to understand what we are actually doing and get control of it.

Nanocomp e.p.r.o.m. programmer

Low cost programming of 2516 and 2532 type memories

by R. Coates

Nanocomp was originally designed as a microprocessor trainer using the 6802 device (January 1981) and was later updated (July 1981) to provide an evaluation system for the 6809. This e.p.r.o.m. programmer will operate with either unit and uses software to do much of the work, which reduces the hardware cost. The programmer software can be loaded into the Nanocomp r.a.m. or permanently stored in the e.p.r.o.m. if a 2 or 4K device is used.

To enable the Nanocomp to be used as a dedicated controller or as the basis of a development system, spare e.p.r.o.m. space can be made available if a 2K or 4K memory is used. This allows user software to be placed in the e.p.r.o.m. and obviates the need to constantly reload a program. Also, the space allows larger programs to be stored in the 1K r.a.m. The only problem with e.p.r.o.ms is their programming, but this is not as difficult as the price of

commercial programmers may suggest, particularly if the types of memory is restricted to two, i.e. the single rail 2516 and 2532.

Erasing and programming

Before an e.p.r.o.m. can be programmed, the previous data must be erased by expo-

sure to u.v. light. Commercially available erasure units are the best solution, but prices start at around £40. Sunlight is not very practical as it would take around four weeks for erasure in Britain. However, an erasure unit can be constructed for about £15 using a commercial tube. Fig. 1 shows a simple circuit which can erase up to four e.p.r.o.ms simultaneously in about 20 minutes.

The i.c.s should be placed about 2-3 cm from the tube, which is started by pressing the switch for a couple of seconds, repeating if the tube does not strike. It should be noted that u.v. light emitted from the tube will damage the eyes so the unit must be constructed in a light-tight case and switched off before inserting or removing the devices. Erasure can be impeded if there is dirt or grease on the e.p.r.o.m. window so ensure that the glass surface is clean. When an e.p.r.o.m. is erased, all the data bits are set to 1. Bits which must be set to 0 are programmed electrically by 25V applied to the V_{pp} pin of the device. This sets the e.p.r.o.m. to the programming mode and converts the data output pins to high impedance data inputs.

The address of the byte to be programmed is set on the address pins, and

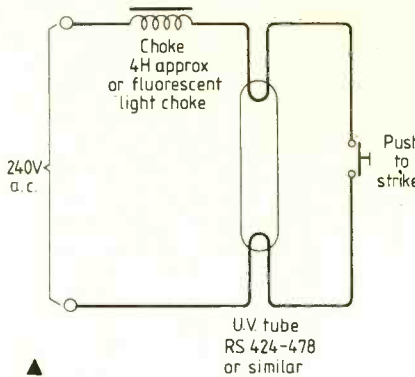


Fig. 1. Wiring diagram for an e.p.r.o.m. eraser.

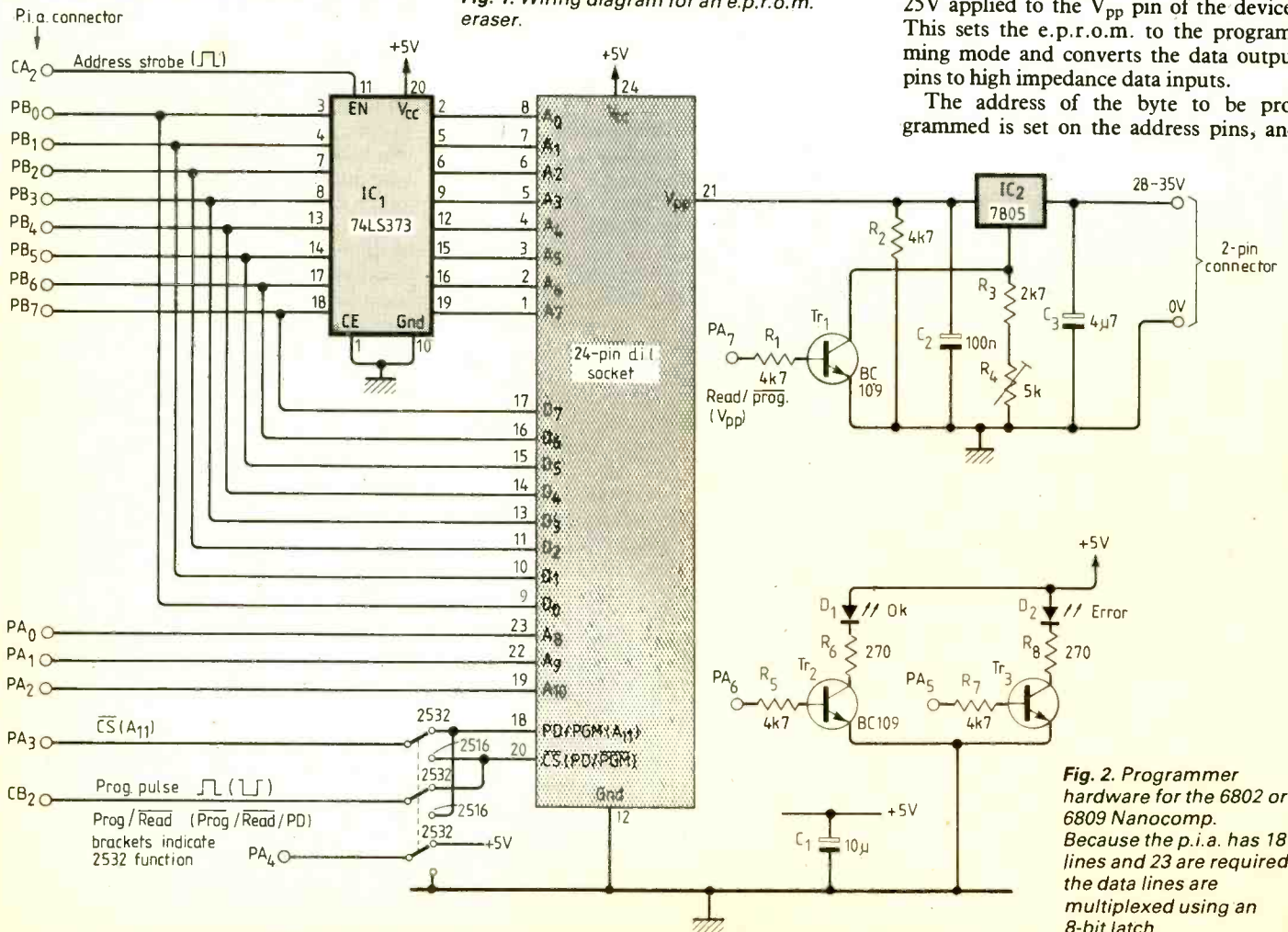


Fig. 2. Programmer hardware for the 6802 or 6809 Nanocomp. Because the p.i.a. has 18 lines and 23 are required, the data lines are multiplexed using an 8-bit latch.

the data byte to be programmed is presented to the data input pins.

A 50ms pulse is then applied to program the byte, and this procedure is repeated at each address of the e.p.r.o.m. Both types of device are programmed in this way, but there are small differences which will be

described later. To avoid confusion, note that the two types of e.p.r.o.m. which can be used with the Nanocomp and programmer are the Texas TMS 2516 and TMS 2532 or their equivalents. For the 2516, most other manufacturers use 2716, but this is not equivalent to the Texas TMS 2716 which is a three supply-rail device. For the 4K device there are now two types. Intel continue to use two pins for device enable whereas Texas have reduced this to one, which means that the two types are not compatible. If purchasing from another manufacturer, check

carefully that their device is TMS 2532 compatible.

Hardware

The complete circuit shown in Fig. 2 has been kept simple by using software to do most of the work. The basic programming operations can be performed using a peripheral interface adaptor (p.i.a.) with the microprocessor. The 6802/9 then writes the address and data information to the p.i.a. which in turn drives the e.p.r.o.m. Unfortunately, this requires 23 p.i.a. output lines, and only 18 are available. Two devices could be used, but the Nanocomp only has one available. This problem can be overcome by multiplexing the data lines and the eight least-significant address lines

Fig. 3. Software flowchart.

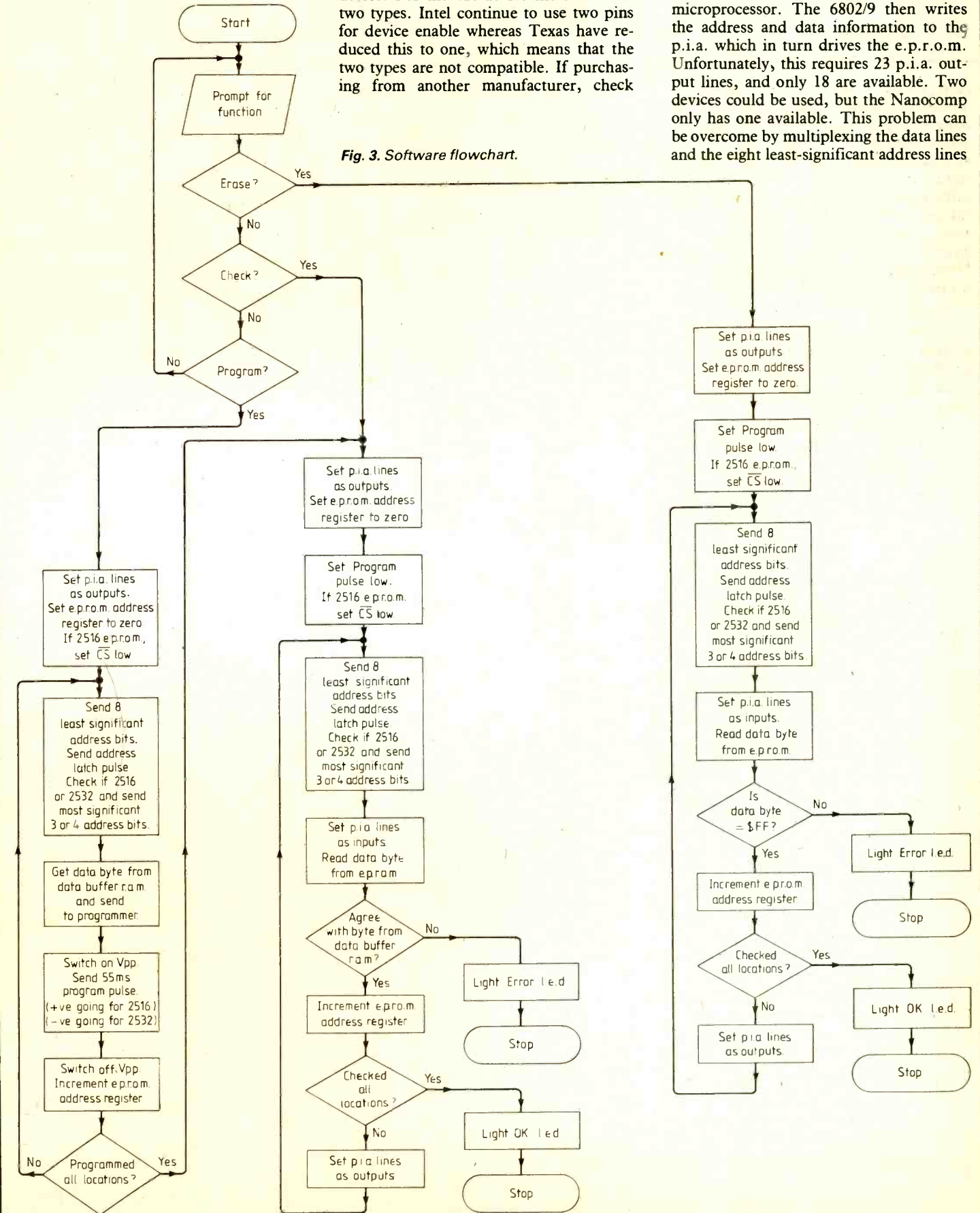


Table 1. E.p.r.o.m. sectors.

Sector no.	e.p.r.o.m. address
1	0000 - 01FF
2	0200 - 03FF
3	0400 - 05FF
4	0600 - 07FF
5	0800 - 09FF
6	2532 0A00 - 0BFF
7	only 0C00 - 0DFF
8	0E00 - 0FFF

Table 2. Programmer operating instructions.

Erasure check

- Press E
- Connect programmer
- Switch on Vpp supply
- Press AB
- Wait for ok or error l.e.d.
- Switch off Vpp supply
- Unplug programmer
- Press RST

Programming and program check

- Press P to program or C to check
- Enter start address (SA) of data
- Enter sector number (SEC=) of e.p.r.o.m. (1-4 or 1-8)
- Connect programmer
- Switch on Vpp supply
- Press AB
- Wait for ok or error l.e.d.
- Switch off Vpp supply
- Unplug programmer
- Press RST

to the outputs of the p.i.a. Therefore, the data and addresses appear on the same lines at different times. Software first sends the address information via the p.i.a. B lines while deselecting the e.p.r.o.m. using its chip select input. This ensures that the e.p.r.o.m. data pins, which are connected to these p.i.a. pins, are in the high impedance state and have no effect.

The p.i.a. B pins are also connected to the inputs of a 74LS373 8-bit latch which can store the data and present it at its output pins after a positive pulse is received by the latch enable input, even if the input data has been removed. Therefore, when CA2 sends a positive pulse, after the address has been set by the p.i.a., the address is latched at the outputs of IC1, which are connected to the address pins of the e.p.r.o.m. The p.i.a. outputs then change to the data which is held while the programming operation takes place. The three other address lines required by both types of e.p.r.o.m. (A8, 9, 10) are driven from p.i.a. lines PA0, 1 and 2.

Pins 18 and 20 of the two e.p.r.o.m. types differ in the following ways. For the 2516, pin 18 is the power-down pin in the Read mode which deselects the device and reduces the power consumed if set to 1. When programming, pin 18 is normally 0 and set to 1 for 50ms to produce the program pulse. Pin 20 is the chip select input. For the 2532, pin 18 is the extra address line required (A11) and 20 is the power down/program pulse pin. A separate chip-select pin is not provided, and the program pulse is negative going. Switching is provided to facilitate these differences by using three poles of a four-pole two-way d.i.l. switch. PA3 drives chip select/A11 and CB2 provides the

Table 3. Hex listing for the (a) 6809 and (b) 6802 Nanocomp.

(a) 1200 - 13A6 RELOCATABLE

P 1200 - 13A6

1200	10	CE	13	D0	86	40	1F	8B	BE	69	11	BF	13	FA	8E	00
1210	00	BF	13	FC	BF	13	FE	BD	7C	20	81	15	10	27	01	35
1220	81	23	10	27	01	08	B1	21	26	ED	8D	7F	8E	FF	FF	BF
1230	13	E0	BE	13	E0	30	01	BF	13	E0	B6	13	E1	97	01	86
1240	3C	97	02	86	34	97	02	B6	13	E0	BA	80	8D	58	26	02
1250	8A	08	97	00	8D	18	81	FF	26	0D	8D	4A	26	0E	8C	07
1260	FF	26	CF	86	C0	20	02	86	A0	97	00	13	8C	0F	FF	20
1270	F0	34	04	86	38	97	03	4F	97	01	86	34	97	03	6D	26
1280	26	06	96	00	84	F7	97	00	17	00	94	96	01	8D	17	26
1290	06	D6	00	CA	08	D7	00	C6	38	D7	03	C6	FF	D7	01	C6
12A0	3C	D7	03	35	04	39	D6	00	C5	10	39	8E	00	00	9F	02
12B0	30	1F	9F	00	8E	34	3C	9F	02	8E	88	00	9F	00	8E	7D
12C0	DB	BF	13	F2	13	39	8E	3D	6F	BF	13	FE	9D	7C	B5	BF
12D0	13	DE	BF	13	E2	8E	3D	79	BF	13	FA	8E	7B	11	BF	13
12E0	FC	8E	00	00	BF	13	FE	BD	7C	E4	4D	27	E8	81	08	22
12F0	E4	4A	48	8D	86	8D	AF	26	02	8A	08	8A	80	97	00	39
1300	BE	13	E0	30	01	BF	13	E0	B6	13	E1	97	01	86	3C	97
1310	02	86	34	97	02	96	00	84	FE	BA	13	E0	97	00	39	4F
1320	4A	26	FD	39	4F	C6	20	4A	26	FD	5A	26	FD	39	8E	96
1330	8E	FF	FF	BF	13	E0	BE	13	E2	E6	84	30	01	BF	13	E2
1340	8D	BE	17	FF	2C	34	04	A1	E0	10	26	FF	1A	8C	01	FF
1350	26	24	16	FF	0E	17	FF	6E	17	FF	4B	26	04	86	34	97
1360	03	8E	FF	FF	BF	13	E0	BE	13	DE	E6	84	30	01	BF	13
1370	DE	8D	8D	C1	FF	27	29	D7	01	8D	A4	96	00	84	7F	97
1380	00	17	FF	22	26	0A	86	3C	97	03	8D	98	86	34	20	08
1390	86	34	97	03	8D	8E	86	3C	97	03	96	00	8A	80	97	00
13A0	8C	01	FF	26	C2	20	89									

(b) 1200 - 13B8 RELOCATABLE

P 1200 - 13B8

1200	8E	00	40	CE	59	11	DF	7A	CE	00	00	DF	7C	DF	7E	BD
1210	7C	20	81	15	27	4E	81	23	27	4C	81	21	26	F1	8D	48
1220	CE	FF	FF	DF	52	DE	52	08	DF	52	96	53	87	40	01	86
1230	3C	B7	40	02	86	34	B7	40	02	96	52	8A	80	8D	68	26
1240	02	8A	08	B7	40	00	8D	22	81	FF	26	0D	8D	58	26	0F
1250	8C	07	FF	26	D0	86	C0	20	02	86	A0	B7	40	00	3E	8C
1260	0F	FF	20	EF	20	68	20	5A	20	43	37	86	38	B7	40	03
1270	4F	B7	40	01	86	34	B7	40	03	8D	2C	26	08	86	40	00
1280	84	F7	B7	40	00	8D	49	B6	40	01	8D	1B	26	08	F6	40
1290	00	CA	08	F7	40	00	C6	38	F7	40	03	C6	FF	F7	40	01
12A0	C6	3C	F7	40	03	33	39	F6	40	00	C5	10	39	CE	00	00
12B0	FF	40	02	09	FF	40	00	CE	34	3C	FF	40	02	CE	88	00
12C0	FF	40	00	CE	7D	E2	DF	72	3E	39	20	89	20	88	20	38
12D0	20	64	20	71	20	94	CE	3D	6F	DF	7E	BD	7C	B5	DF	50
12E0	DF	54	CE	3D	79	DF	7A	CE	78	11	DF	7C	CE	00	00	DF
12F0	7E	BD	7C	E4	4D	27	E8	81	08	22	E7	4A	48	8D	AE	8D
1300	A6	26	02	8A	08	8A	80	B7	40	00	39	20	58	20	98	20
1310	B9	20	B9	20	C1	20	8D	DE	52	08	DF	52	96	53	B7	40
1320	01	86	3C	B7	40	02	86	34	B7	40	02	86	40	00	84	FE
1330	9A	52	B7	40	00	39	4F	4A	26	FD	35	4F	C6	1A	4A	26
1340	FD	5A	26	FA	39	8D	BF	CE	FF	FF	DF	52	FE	54	EG	00
1350	08	DF	54	8D	C2	8D	2E	11	26	B7	8C	01	FF	26	ED	20
1360	AE	20	AA	20	E2	8D	AC	8D	A4	26	05	86	34	B7	40	03
1370	CE	FF	FF	DF	52	DE	50	E6	00	08	DF	50	8D	99	C1	FF
1380	27	30	F7	40	01	8D	AF	86	40	00	84	7F	B7	40	00	8D
1390	D0	26	08	86	3C	B7	40	03	8D	A1	86	34	20	09	86	34
13A0	B7	40	03	8D	96	86	3C	B7	40	03	86	40	00	8A	80	B7
13B0	40	00	8C	01	FF	26	2E	20	8E							

program pulse. The third pole of the switch connects an input, PA4, to 1 for the 2532 and 0 for the 2516. This is used to inform the software which type is being programmed.

Pin 21 of the e.p.r.o.m., Vpp, is the input or programming-enable voltage and is at +25V to program or +5V to read. This input must be switchable because, as well as programming, it is necessary to read the data in the e.p.r.o.m. before pro-

gramming to check that it is fully erased, and after to check that it has been programmed correctly. These voltages are provided by an external 28-35V supply rated at 30mA. When the p.i.a. PA7 output is at 1, Tr1 is turned on which connects IC2 to 0V and supplies +5V to pin 21 of the i.c. socket. If PA7 is at 0, Tr1 is turned off and IC2 is connected to 0V through resistors R3 and R4 which develop 20V at the common terminal, and provide a 25V

regulated output. Therefore, the software switches two voltage levels to V_{pp} .

Outputs PA5 and PA6 drive two l.e.ds via Tr_2 and Tr_3 to indicate that an operation has been completed without error or that an error has occurred. Although the obvious way of indicating an error is by the Nanocomp display, while the p.i.a. is driving the programmer, the display will not function normally.

The e.p.r.o.m. programmer can be used with any microcomputer system which has a peripheral port, and all that is required is a change of software to follow the flow chart in Fig. 3.

Software

When programming a 2K or 4K e.p.r.o.m. with a microcomputer containing only 1K of r.a.m., the normal method of placing data into r.a.m. and then copying it into the e.p.r.o.m. cannot be used. Instead, the e.p.r.o.m. must be programmed in several smaller sections. With 1K of r.a.m. the e.p.r.o.m. memory map can be divided into 512-byte sections, which enables 512 bytes to be loaded and 512 bytes of the r.a.m. to be used for the operating software. The 512-byte sector to be programmed is specified, and the process is repeated four times (8 for a 2532) to completely program a 2K device, see Table 1.

If the e.p.r.o.m. is to be used in the Nanocomp, it is probable that the monitor will also need to be copied in. To facilitate this the address of the data to be programmed is also specified, which allows the operating e.p.r.o.m. to be directly copied in 512-byte blocks. The operating software has been designed to run at address 1200 inwards in r.a.m. and occupies about 450 bytes which are relocatable and can be placed in e.p.r.o.m. if desired. Three commands are available (1) to check for erasure of the entire e.p.r.o.m. (essential before programming) which switches on an ok or error l.e.d. when completed; (2) to program an e.p.r.o.m. sector, read it and check that it has been programmed correctly, which also provides an ok or error indication when complete; finally, a command to perform the read and check function.

Although the 25V is only required when programming, the external supply must be connected when using the other two commands because 5V is required to read the e.p.r.o.m.

Construction and operation

A double-sided printed circuit board is used as shown in Fig. 4. The 24-pin d.i.l. socket should be a low insertion-force type, and if only one type of e.p.r.o.m. is to be programmed, the 4-pole 2-way switch can be replaced by wire links. To simplify assembly, a p.c.b. transition connector is used for the ribbon cable, but the conductors can be soldered directly to the board. When construction is complete, apply the programming voltage and adjust R_4 until 25V appears at pin 21 of the e.p.r.o.m. socket. Note that the 7805 regulator is mounted on the underside of the

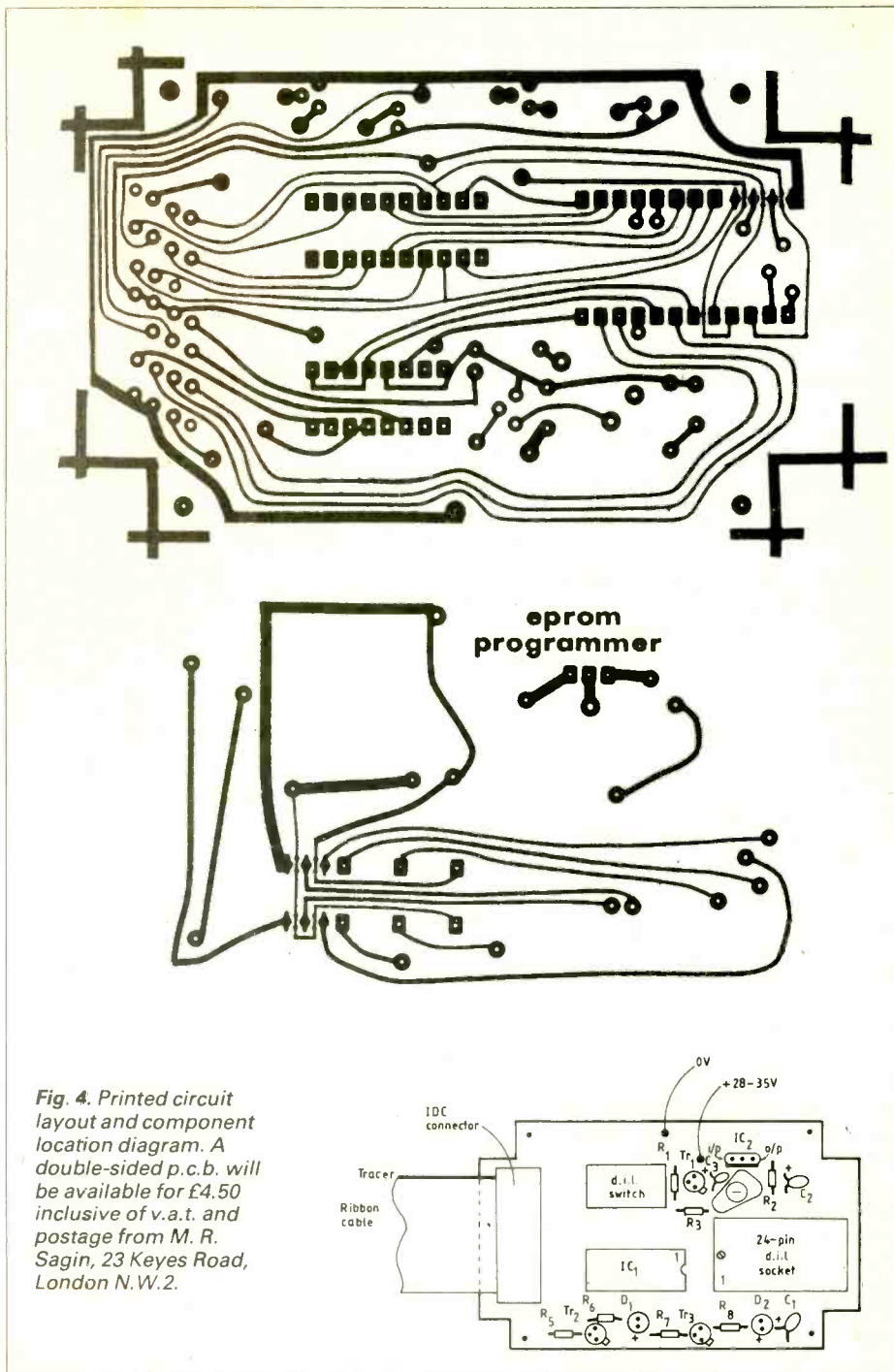


Fig. 4. Printed circuit layout and component location diagram. A double-sided p.c.b. will be available for £4.50 inclusive of v.a.t. and postage from M. R. Sagin, 23 Keyes Road, London N.W.2.

p.c.b. so that the unit can be mounted close to the lid of a box, with cut-outs for the slide switch and e.p.r.o.m. socket.

To run the programmer, load the software into r.a.m. from address 1200 unless it is in the Nanocomp e.p.r.o.m. Next, load the 512-byte block of data to be programmed at 1000-11FF unless a section of the monitor e.p.r.o.m. is to be copied. Ensure that the e.p.r.o.m.-select switch is correctly set, then, with the monitor prompt indicating, enter "G 1200" or the appropriate start address. The software then replies with "F", requesting a function (erase check, program or check) to be entered. Table 2 lists the procedures for each of the functions. The end of an operation is indicated by one of the programmer l.e.ds.

If an erasure check has been performed and the error l.e.d. switches on, one or more bits are not at 1 so further erasing is

required. The program-check operation reads each location in a block of the e.p.r.o.m. and compares it with the data block. If a location does not agree, an error is indicated. Unfortunately the whole e.p.r.o.m. must then be erased and programmed again. However, with full-spec. devices this problem is very rarely encountered.

The program-check operation is performed automatically after a programming operation. The ok l.e.d. indicates that programming of the last block was performed correctly and the next block can be programmed after entering new data into r.a.m. Note that during the operation of all functions, random illumination of the display will occur because it is being driven in parallel with the programmer.

Table 3 gives an e.p.r.o.m. programmer hex listing for the 6802 and 6809 Nanocomp.

Clandestine radio — the early years

The beginnings of portable, low-power h.f. communications equipment

by Pat Hawker, G3VA

High-risk covert radio links during 1935-45 played an important, yet seldom recognized, part in the development of fully portable, low-power, h.f. communications equipment. Pat Hawker describes the equipment, the organizations involved, and some of the people.

Late in 1980, a farmer found unexpected buried treasure in a field near Wrexham, North Wales — a compact h.f. transmitter, later officially identified as of “East European” manufacture. It served as a reminder that clandestine or covert radio communication still has a role (if only that of a “set in place”) in the tangled web of international espionage.

Such finds are rare: for a previously disclosed find in the UK one has to go back 20 years to the “Gordon Lonsdale” Naval secrets case. Then a basically similar transmitter, wrapped in plastics, was uncovered beneath the kitchen floor of the Ruislip home of “Peter Kroger” (Morris Cohen) and his wife. The crystal-controlled transmitter could provide 150W output and (like the Wrexham unit) had an automatic keying device that enabled previously-prepared Morse tapes to be sent for up to ten minutes at an average speed of some 240 words per minute. A transmitter of this type, attached to perhaps 50 feet of aerial wire and under the control of an experienced operator, would have little difficulty in passing traffic to East Europe.

No evidence was given at the Old Bailey trial in March 1961 that the Krogers had used the transmitter, though it was disclosed that they regularly received “broadcast” instructions from a high-power transmitter located near Moscow. For this they used a conventional h.f. broadcast receiver, recording messages on magnetic tape which could be transcribed by replaying at lower speed or by dusting the tape with iron-oxide powder and so rendering visible the Morse symbols. Outgoing messages, it would seem, were normally sent in the form of microdot photographs through the post, the h.f. transmitter being reserved for emergencies.

These disclosures showed, at least to some of us, that the basic principles and practices of clandestine radio, as developed in World War II, were universally understood and still practised by the major powers. But, though much has been

written of the personal exploits of radio spies and resistance workers during the war years, little attempt has been made to assess the contribution they made — all too often at the cost of their lives — to the development of low-power, portable radio-communication equipment, or to understand the human and technical problems that had to be overcome. Kipling’s “Great Game” was played with high stakes by the several hundreds of radio operators who went from Allied bases into European and Far Eastern occupied territory, some more than once, and many never returned.

Paradoxically, many of those working on behalf of the Allies were drawing on the work of the German Abwehr and RSHA* (which included the SD and Gestapo) intelligence services which pioneered many ideas in covert radio that were subsequently successfully employed against them. Russian military intelligence was also an early user of secret radio, for example by the Sorge ring in Japan (where Max Klausen proved an experienced and effective radioman); indeed their agent/operators were sometimes expected to build their own transmitting equipment, or have it built locally, in order to avoid the problem of smuggling the bulky radio transmitters across peacetime frontiers, a practice subsequently used also by the Germans in North and South America.

Components were then large and heavy, and transmitting valves bulky and fragile. But by the mid-1930s it became possible to think in terms of “portable” stations. For example, a former British amateur, Ted Cook (then ZT6AQ, now ZS6BT), travelled (legally!) around South Africa with a 30-watt transmitter (double-triode 6A6 driving an 812 power amplifier) built into a Burndept portable-radio case about 18 by 18 by 8 inches; an 0-V-2 receiver in a second similar case. He contacted fellow amateurs over long distances from locations that included a seventh-floor flat in the centre of Johannesburg. One of his most difficult problems was to avoid causing “key-clicks” on an estimated 400 broadcast receivers within a radius of 1000ft of his makeshift aerial.

In the early days (ignoring the efforts to use spy radios in World War I that proved

*Reichssicherheitshauptamt, into which the Military Intelligence organization or Abwehr was later incorporated. The RSHA was directly linked with the Nazi party and came under the control of Himmler.



German Agentenfunk (Afu) transmitter in two cases, one for the batteries.

less effective than homing pigeons) clandestine operation must have seemed equally easy: no monitoring/intercept organizations of the 1930s could contemplate watching continuously all the newly-important h.f. band, with the added problem of skip zones and the considerable limitations of h.f. direction-finding in the days before “huff-duff” (h.f. d/f) c.r.t. displays and the German wide-aperture Wullenweber ring aeriels.

F. R. Hornby of Military Intelligence built a small transmitter in his garage and concealed it in a standard car radio; then he visited a number of sensitive defence establishments, including the Royal Aircraft Establishment at Farnborough and Boscombe Down, and naval establishments in the Portsmouth area. He would copy out an innocuous document and radio the contents from the establishment’s car park to his father’s house in

Bournemouth. The official Y intercept services, operated by the Navy, Army, Air Force and civilian agencies, were warned in advance of his intentions and given an idea of the frequencies he would use. Yet very few indeed of his transmissions were reported by Y, underlining the urgent need for a special intercept organization devoted to seeking out clandestine traffic – and possibly accounting for the official ban on all car radios in the UK from 1940 to 1944.

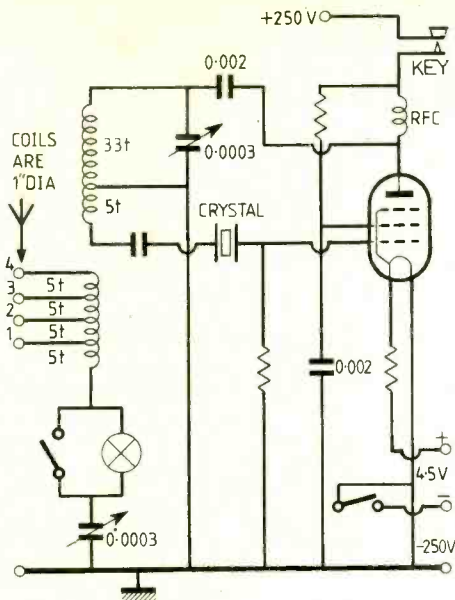
There already existed within MI5 the Radio Security Service but this was little more than a nucleus, staffed largely by Post Office interference-investigation teams and having as a prime objective the tracing of any medium-wave navigational beams that German agents might try in wartime to establish in the UK (they never tried!). Soon after the outbreak of war in 1939, RSS was greatly expanded, including the secret recruitment by Lord Sandhurst of more than 1000 former radio amateurs (who had been officially closed down on September 1, 1939) as voluntary interceptors (VIs) aided by a number of full-time police and Post Office radio operators. The VIs listened enthusiastically but located very few enemy radio spies; for the very good reason that from September 1939 until May 1945 virtually all enemy agent radio activities in the UK were conducted by 'turned' agents with the assistance of RSS and the Doublecross (XX) Committee.

This web of deception followed on from the arrival in the summer of 1939 of an Abwehr Afu (Agentenfunk) radio at Victoria Station, intended for use by a Welsh engineer, Johnny Owens. But Owens was already a double agent and ensured that the Afu (with cipher and signal plan) was promptly turned over to the British. A later arrival, Hans Hansen (Tate) sent over 1000 messages to the Germans, via Hamburg or Abwehr stations in the Iberian peninsula. There were a couple of dozen others at various times.

But the VIs search of the h.f. bands soon brought to light something that was to prove even more rewarding: by mid-1940 they had teased out an elaborate complex of German Intelligence radio-communications networks. These were not only for working to agents (mainly from the Hamburg and Wiesbaden control stations) but also for handling the very busy communications links between intelligence offices (KOs in neutral countries, Asts in occupied countries) and the main intelligence centres in Berlin, Vienna etc, using hand ciphers and the Enigma machine. Later Abwehr Enigma keys were cracked; though a Gestapo Enigma remained unbroken.

Ewen Montagu ("Beyond Top Secret U") has written: "A number of Abwehr and other stations in the Aegean and Greek Islands were sending out informative reports . . . for a very long time they constituted virtually our only information from these areas".

The effectiveness of German special communications (Signal Regiment 506) and agent-radio equipment was demon-



German battery-powered Afu transmitter, designed to be carried in a leather case slung over the shoulder, with the batteries in another. Aerial coupling coil taps allowed for different aerial lengths, the indicator lamp showing tune. Frequency range was 4 to 8.5 MHz.

strated during the German invasion of Norway in April 1940 – an operation which simultaneously made clear to the British the ineffectiveness of their own Service radio communications from unprepared sites over distances of some hundreds of miles; later this was rubbed in by the unreliability of hastily built British military radios in hostile environments (I am told that less than 30 per cent of the British WS No 19 sets worked without failure in North Africa!).

After Dunkirk in May 1940, the need for a British equivalent to the Abwehr/RSHA networks became urgent, although the UK was by no means "cut off from the Continent" as is often supposed. In the 'phoney war' period from September 1939 to May 1940, there had seemed little requirement for truly portable 'agent' radios. But there were Intelligence out-stations, mostly under diplomatic cover, in neutral countries, and

radio links were established from about 1936 onwards.


The successful breaking of the German Air Force Enigma machine cipher early in 1940 created an entirely new requirement; it led directly to the creation of what was to become a reliable semi-covert (or "low profile"), secure communications network dedicated to the distribution of this vital intelligence material (ULTRA). The Army and the RAF agreed to the setting up of an MI6 system under F. Winterbotham (the Navy insisted on its own system) whereby ULTRA information was passed through Special Communications Unit operators to Special Liaison Units attached to Overseas Commands from a multi-operator station at Windy Ridge, Whaddon, near Bletchley.


For this network the outstations comprised HRO or AR88 receivers and Special Communications Mark III transmitters. By 1944 there were almost 40 SLU/SCU outstations.

The Mark III, of which many hundreds were built at the Special Communications factory near Whaddon, was a simple, straightforward, but effective two-stage transmitter (6V6 crystal oscillator, 807 power amplifier) with plug-in coils. Most were in small wooden cabinets with the power supply unit accounting for much of the weight. Later, a "coffin" assembly was devised in which a Mark III or XV transmitter, HRO receiver and its set of plug-in coil assemblies, together with power supplies, formed a large and awkward but reliable station which could be powered from a 350-watt Onan petrol-electric generator or local supply mains. Perhaps the worst fault of the Mark III was the ease with which it could be tuned to a harmonic frequency without this being obvious to an unwary operator. The Mark V had a t.r.f. (I-V-I) receiver in a separate wooden box.

During 1940 to 1945, the MI6 radio section, based at Whaddon, gradually expanded into a series of about a dozen Special Communications Units under Brigadier (later Sir) Richard Gambier-

Mk III/HRO transmitter/receiver assembly in its 'coffin', with coil assemblies and power supplies in one unit





One of Special Communications control stations for links with Western Europe.

Parry, with Colonel E. Maltby as his deputy.

"G-P", a World War I officer who had been thrice wounded, was a former radio amateur (G2DV), and an ex-Information Executive (1926-31) at the BBC where he had battled with the Baird Company over the BBC's reluctance to use the 30-line mechanical television system and dealt with technical correspondence; he was, as they say, "attached to the Foreign Office" in 1938. Colonel Maltby had come from the management side of the highly-competitive radio receiver industry. When, after some intense skirmishing and the personal intervention of Sir Winston Churchill,

Special Communications briefcase receiver, using 1.5V valves and layer batteries, about 1943-4.



MI6 won control of RSS operators from MI5, he was given responsibility for building the Special Intelligence intercept station at Hanslope Park. One suspects he was a little nonplussed when he discovered that the RSS operators were mostly a bunch of independently-minded radio amateurs, happiest when searching for weak and fading signals but with no wish "to play soldiers". From January 1942, Lord Sandhurst was responsible for the links with agents (Plans section).

G-P also gathered around him people, with considerable professional or amateur-radio experience of h.f. communications, but who were not unwilling to pick up tips from their Abwehr counterparts or to lift ideas from the Radio Amateur's Handbook. G-P could also draw on the mathematical genius Alan Turing, who, after expounding in the 1930s the principles on which all modern computers are based, joined GCCS/MI6 at Broadway Buildings and Bletchley, where with T. Flowers of Post Office Research he was to develop Colossus, the first cryptographic electronic computer. There were also specialists seconded on occasions from industry, including the aerial engineer F. J. Charman, G6CJ, of EMI.

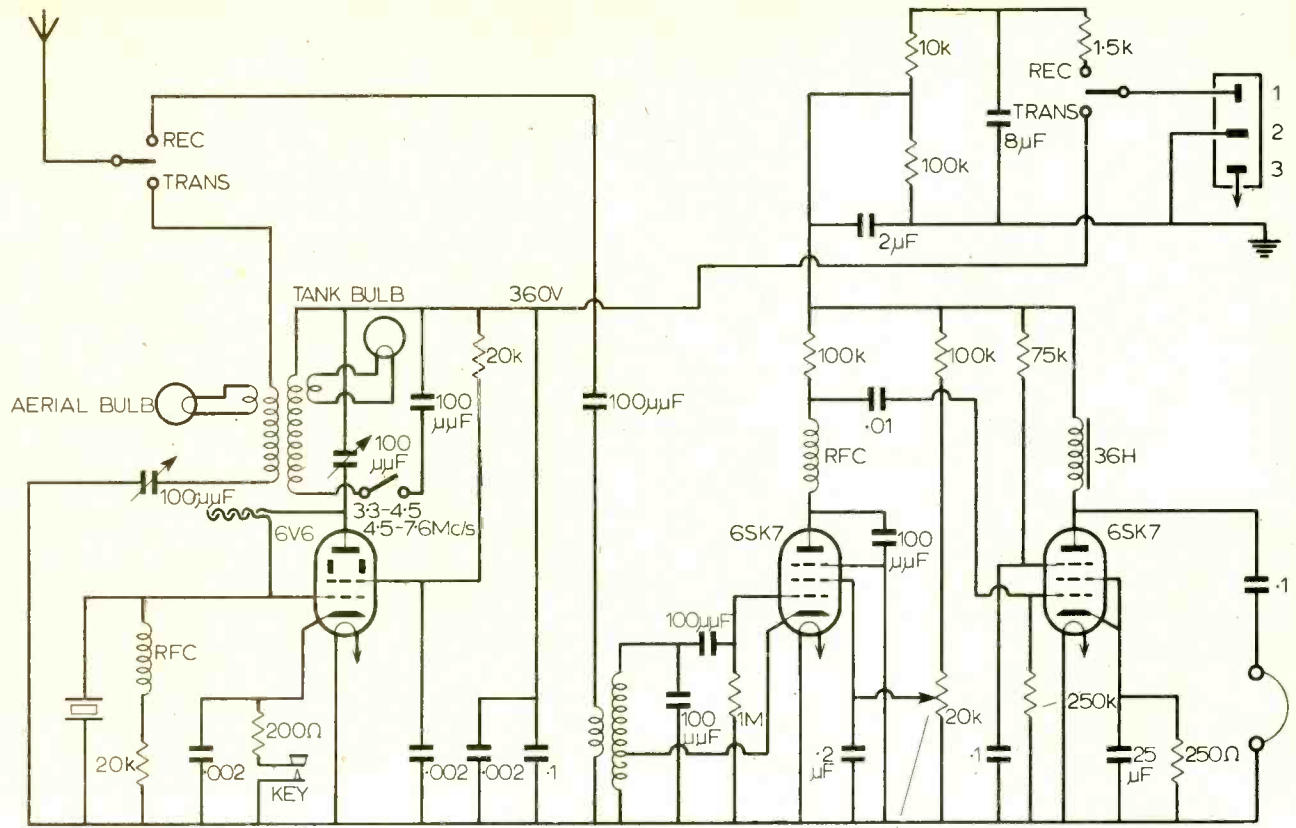
And if the more senior MI6 officers had an eye for good-looking horses and good-looking women, they also showed good judgement in buying from the United States high-performance equipment that had been developed in the late 1930s for the American amateur radio market. Throughout the war, Special Communications largely depended on the National HRO and (later) the RCA AR88 receivers, two of the finest general-purpose receivers ever manufactured in large numbers, backed up by simple regenerative 0-V-1 and I-V-1 agent receivers. They were also much taken with the 6.3V metal-octal valves, the reliable 807 beam-tetrode and later the new miniature 1.5V-filament battery valves and layer batteries. Their most expensive (and longest-lasting) purchase was the 600kW "Aspidistra" m.f. broadcasting transmitter, which was bought in 1941 for £111,801 4s 10d and installed at Crowborough, Sussex. Since the war, it

has carried the BBC external services programmes, though due to go into honourable retirement shortly. Special Communications, almost by accident, was the transmission agency for Rex Leeper's "black" outfit at Woburn Abbey, whose secret existence was instrumental in enabling the BBC to concentrate on the more "truthful" propaganda.

The fall of France and the potential requirement for "stay behind" agents within the UK had changed the situation profoundly. A new sabotage and operations organization (Special Operations Executive or SOE) was established in the UK in July 1940. Intelligence and secret operations groups began to assemble around the governments-in-exile and the Free French who set up in London the Bureau Centrale de Renseignements et Action (BCRA) under "Colonel Passy" (Andre Dewarin). Military intelligence department MI9 was charged with recovering shot-down Allied aircrew and other evaders from the occupied territories. MI6, recovering from the blows inflicted on its intelligence networks early in the war, began rebuilding its links with the occupied countries, seeking co-operation with all who might be induced to oppose the Germans, even among the Vichy security organizations.

In the absence of anything more suitable, the wooden-boxed Mark III (and later Mark XV) equipments were pressed into service in "unoccupied" France and elsewhere. Considerable success was achieved with these early clandestine links but, in September 1942, German intelligence negotiated a deal with the Vichy-controlled Deuxième Bureau that enabled them to put some 300 Abwehr, Gestapo (RSHA) and ORPO (Ordnung Polizei) men and women, furnished with false French identity papers, into the unoccupied zone to stamp out the growing amount of undercover radio activity. (ORPO was the branch of the regular German police force responsible for the mobile direction-finding units in occupied countries. Based on Lyons, Marseilles and Montpellier, these pseudo-French teams soon located and closed most of the early clandestine transmitters.)

But by that time, new compact transmitter-receivers which could be carried in small attache cases were becoming available, including the Special Communications Mark VII that was to prove one of the most effective of all sets for medium distance working. The Mark VII had an 0-V-1 receiver, using two 6SK7 valves, and a 6V6 crystal oscillator, with miniature Morse key, in a compact metal-box container. There were no meters, but two pilot lamps gave assurance to the user that the oscillator was working and feeding a few watts of r.f. to a long-wire aerial. Separate power units were provided for mains and 6V battery (vibrator-type unit). The entire equipment, with aerial wire, earphone, mains adaptors, etc., fitted into a small attache case. When not in use, the valves were removed from their sockets and clipped into the lid, reducing overall size when the box was shut. Most of the




REGENERATION (REACTION)

Special Communications MK VII transmitter/receiver

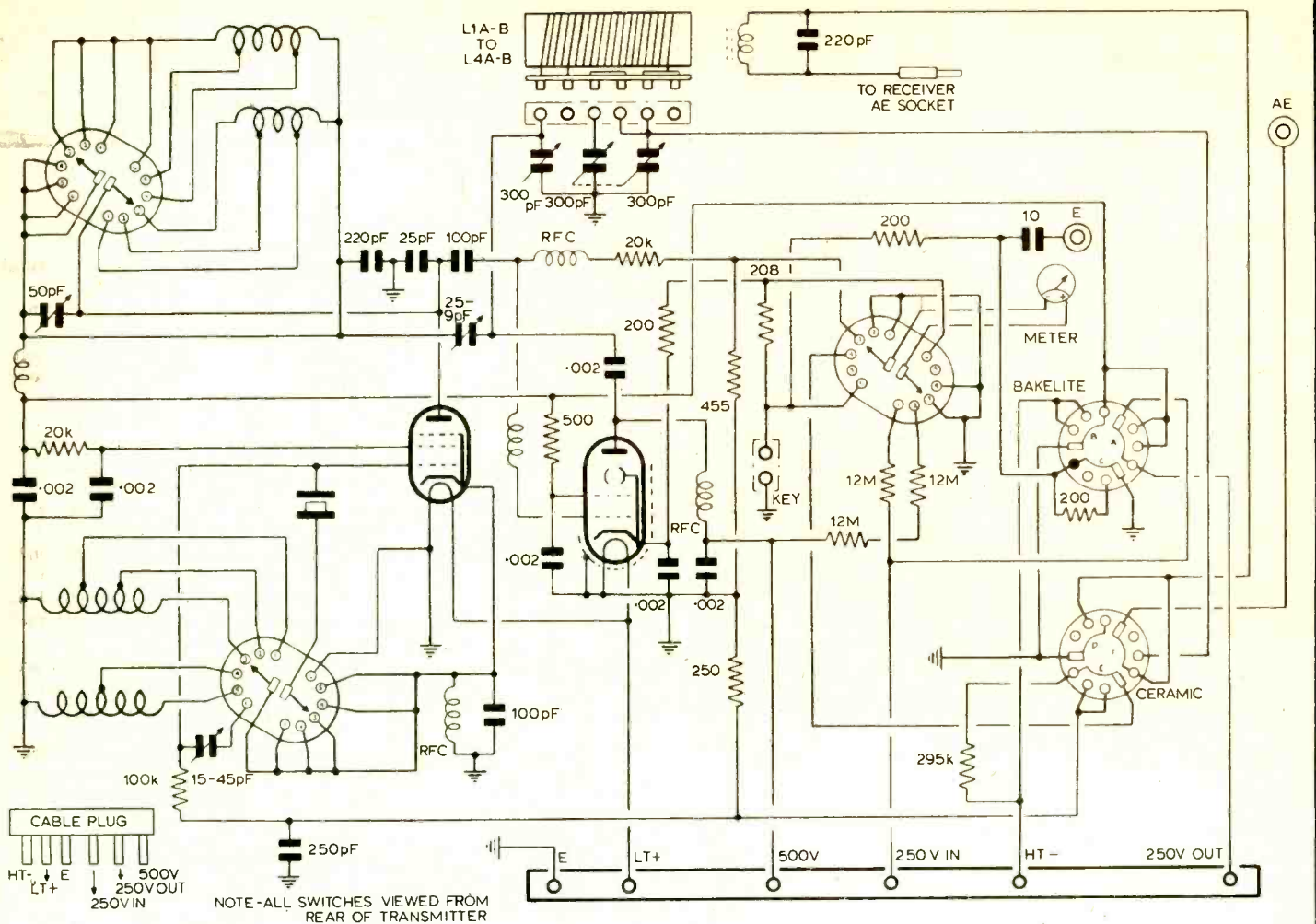
early Special Communications equipments used "straight" receivers, whereas virtually all other Allied clandestine radios used superhet circuitry, though often these receivers had such excessive "image" response that they became virtually unusable after dark.

Later the Whaddon factory produced a number of battery-operated equipments, such as the Mark XXI, using miniature valves and powered by layer batteries. With r.f. output in milliwatts, however, these equipments, when used with poor aerials and by inexperienced operators, tended to be far less effective than transmitters having rather greater output. There were also many "specials", including disguised sets and very simple transmitters that required no tuning.

Until mid-1942, SOE depended upon Whaddon for its secret radio links but, following considerable friction, was authorized to set up its own Signals Directorate for 'F' Section only. It should be appreciated that Special Operations and Special Intelligence can never make good bed-fellows. Intelligence and escape organizations have no wish to have people blowing up bridges, factories or railways or attempting assassinations except when these are in direct support of imminent military operations. For them, an apparently dormant population is more to be desired than an atmosphere of police raids, hostage taking and road and rail



B2 (Type 3 MkII) at top and B2 Minor (Type A Mk III) SOE equipment, by Marconi and John Brown.



searches. Relations between SIS and SOE/BCRA etc were at times extremely strained: later, SOE combined with the covert operations element in the American OSS to form "Special Forces". The Secret Service endeavoured to retain control over as much of SOE's communications as possible, as well as the links with its own agents and those of the Governments-in-Exile. Only the Poles and Czechs achieved a real degree of independence to handle their own traffic at the UK end, though the Danes and the Dutch designed and built in occupied territory a considerable amount of their own equipment.

The SOE Signals Directorate established an equipment design team at St Albans (Inter-Services Research Bureau) and developed the much more widely known B2 and B2 Minor sets, the MCR1 miniature communications receiver, the 450MHz "S-phone" for example though manufacture of these sets was in the hands of industry (Marconi, Philco (GB), etc.). The Poles were responsible for a series of compact "Polonaise" transmitter-receivers. Towards the end of the war, a number of American suitcase sets designed for the OSS (Office of Strategic Services, the forerunners to the post-war CIA) were also used in Europe, though many were intended for the longer distances of the Pacific and were rather too bulky for convenient use in the extremely dangerous urban conditions in occupied Western Europe (as indeed was the all-too-conspicuous B2 equipment).

B2 transmitter, developed for the Special Operations Executive by the Inter-Services Research Bureau at St Albans. It covered 3 to 15.5 MHz.

The SOE equipments were probably the most technically advanced of any. The transmitter section of the B2 series (eg Type 3 Mark 11) was an effective design with a crystal oscillator that could work on fundamental or harmonic (tritnet) frequencies with a neutralized 6L6 power amplifier (with plug-in coils) and a pi-network impedance-matching network to feed the random-length aerial. It covered 3 to 15.5MHz. The four-valve superhet receiver (two 7Q7, two 7R7 valve) had a 470kHz i.f. With no r.f. stage the receiver suffered badly from "image" response. It all fitted into a large (and distinctive) suitcase and at about 15kg was not something to be carried for long. A more valid criticism, however, is that the design was better suited to a fully trained or experienced radio operator than to many of the hastily-trained SOE F-section agents.

SOE also produced the more compact B2 Minor (for example, the Type A, Mark 111) that in size was roughly comparable to the Special Communications Mark VII. It similarly used a single-valve keyed crystal oscillator. The receiver was a superhet with regenerative i.f. at 1215kHz. The complete transmitter/receiver, with mains/battery power unit, box of spare valves, aerial, headphone, neon tube for

testing, fitted in a 13 x 4 x 8 inch fibre attache case and weighed about 8kg. Both were significantly more rugged and operationally reliable than much of the standard wartime military communications equipment. Of the A Mk III, Sir Robert Telford, managing director of GEC-Marconi Electronics Ltd, has recently written: "It was used by SOE, SAS and others and was a miracle of miniaturization in relation to the component technology of the day. Furthermore, it was produced in no time at all!" It remains a moot point, however, whether it was operationally superior to either the simple Special Communications Mk VII or the Polish sets with miniature superhet and keyed 6L6 crystal oscillator as a "spy set" in Western Europe.

Over 25,000 MCR "miniature communications receivers" were manufactured for SOE/Special Forces by Philco (GB), many being dropped "blind" into Europe. Apart from Special Communications equipment such as the battery-operated Mark XXI transmitter-receiver, the MCR was among the first British equipment to use miniature 1.4V battery valves and layer-type h.t. batteries developed in the USA. Although a communications-type receiver, the MCR was intended primarily for listening to broadcast transmissions, including the so-called personal messages. In many areas large numbers of domestic receivers were removed by the occupation forces.

To be concluded.

Letters to the Editor



Leap seconds

Dr Essen's article "Leap seconds" in your July 1981 issue left unanswered what has been puzzling me ever since I built my "Rugby controlled" clock a few years ago. From my observations it appears the "atomic time" has to be corrected by adding the leap second at fairly regular intervals of just over a year. Fixed intervals mean a calibration error, i.e. the definition of the "atomic time" could be improved upon. At a rough estimate 9,192,632,000 cycles, instead of 9,192,631,770, would result in a better agreement, i.e. the leap second would have to be added less frequently.

If the sidereal clock deviated randomly from an imaginary "ideal clock" the best definition of the "atomic time" would be such that would result in the leap second having to be added with random sign at random intervals. I realize the sidereal clock, apart from random variations, also slows down as the Earth's rotation slows down. But this makes things worse: the atomic clock is already too fast.

Why has the apparently not-quite-correct definition been adopted? Perhaps sufficiently accurate data were not available at the time. But Dr Essen quotes an uncertainty of ± 20 cycles, while one second in a year corresponds to approximately 290 cycles in $9.192 \dots \times 10^9$.

Andrew Romer
Bognor Regis
Sussex

The author replies:

Mr Romer's comments on my article indicate that several points were not fully appreciated and deserve to be emphasised. The first is that leap seconds are not corrections to atomic time. The atomic second is the legal unit of time and is therefore constant by definition, as are the other fundamental units of measurement. Before it was adopted it was made equal to the existing astronomical unit in order to preserve the continuity of measurement, but is now used with its full accuracy and without any further reference to, or dependence on, astronomical measurements.

A scale of time could most logically be constructed by counting the number of seconds on a decade scale, a time interval being the number of seconds between two events; but it is a great convenience to use the atomic time scale, which is continuously transmitted, to give the time of day as well. The seconds are therefore counted using the traditional scales of $60 \times 60 \times 24$ giving units of minutes, hours and days and designating these intervals by distinguishing marks. The scale was set so that it gave correct astronomical time on January 1, 1958. The time of day, determined of course from astronomical measurements, gradually diverges from atomic time as the rate of rotation of the Earth varies. When the divergence exceeds 0.5s the marker is moved along by 1s so that the signals give the time of day directly with an error not exceeding about 0.7s. These leap seconds must be removed for the measurement of true time interval.

Mr Romer also notes that leap seconds have, so far, all been in one direction. The explanation of this is that the atomic second was made as nearly as possible equal to the second of ephemeris time which was believed to represent

the average value of the sidereal second over more than 200 years. If the rate of rotation of the Earth varies in the future as it has done in the past, then, in the long run, leap seconds should be required equally in the two directions although they would be expected to be in the same direction for a number of years.

In retrospect it might have been more convenient if a different value had been chosen for the unit; but some leap seconds would have been required in any case. The value chosen is not of much importance. The important thing is that we now have an extremely convenient, precise and constant unit in which to measure frequencies and intervals of time including the periodicities of the bodies of the solar system.
L. Essen

Radio Amateurs' Examination

Criticisms of the Radio Amateurs Examination which have appeared in recent issues of your journal may have caused concern to the many thousands of individuals who annually seek this qualification, and I shall be grateful if I might be allowed space to answer, in some detail, the points which your correspondents have raised.

The examination, according to Mr Pat Hawker in your May 1981 issue (page 54) is "a lottery conducted in secret". Nothing could be further from the truth. The papers are compiled, by a group of subject experts with extensive knowledge of the theory and practice of the subject and similar extensive experience in teaching courses leading to the examination, from banked items which have been written by highly competent subject experts.

The papers are compiled in accordance with the examination specification published by the Institute in the syllabus pamphlet, 765 - Radio Amateurs Examination, and with the set of sample items from the question bank. Both of these may be purchased from the Institute's Sales Section by anyone wishing to establish the facts. Furthermore, permission to include the specification and sample items in textbooks is freely granted to authors and publishers, as well as to the correspondence colleges who prepare so many of the students for examination.

All the items appearing in the RAE question papers have previously appeared in public because they are pretested on a sample of at least 300 candidates as part of the item validation process. These pretests take place shortly before the date of the May examination, and when pretest papers are despatched to centres the course tutors are specifically asked for comments: a special form for these is enclosed in order to encourage a response.

Mr Hawker also suggested that the marking may be 'suspect' - a most serious charge which I refute absolutely. The candidates' answer sheets are optically scanned and, before the scores are output to the results determination part of the computer system, a preliminary item analysis is produced. This allows the statistics for each item to be checked. Any items which have been commented upon by examination centres are given special scrutiny and if a suspect item is discovered it is possible to instruct the computer to ignore it, thus effectively deleting it from the question paper.

This procedure was in fact activated in respect of two items in the December 1980 second paper, which had been made nonsensical as a result of printing errors. Whilst I accept that it is inexcusable for an examining body to have allowed such errors to slip through the checking procedures, nonetheless the question invalidation facility that I have described above, which was written into the multiple choice marking system for just such an eventuality, prevented any distortion of the results.

The other specific criticism of a question related to the following: "A standing wave meter is used to check the (a) stability of the oscillator (b) efficiency of the transmitter (c) resonant frequency of the aerial (d) operation of the aerial." A subsequent check with members of the examination team indicated that recent technical developments might have made this item suspect.

In general, if an item is technically incorrect it becomes totally unacceptable. However, it is occasionally permissible, when framing items at a fairly low technical level, to make simplifications which, to the expert, would be unjustifiable. The statistics for this item gave no indication that the question was confusing to candidates:

	Facility Value = 48.7		Discrimination Index = .470	
	No.	(%)	LG%	UG%
A	99	(4)	8.7	0
B	327	(12)	18.3	4.9
C	986	(36)	52.6	16.3
D	1350	(49)	19.2	78.6

(The correct answer is D).

Note: UG and LG stand for upper group and lower group, corresponding to the top and bottom 27% of the candidates on the paper as a whole. The analysis indicates the response preferences of each of these groups in percentage terms.

This analysis clearly shows that the students who got this question right belonged mainly to the upper group, i.e. those who tended to get a high score on the paper, which would indicate a better knowledge of the Radio Amateurs syllabus.

The other major criticism which I should like to refute for the benefit of your readers is the suggestion by Mr Osborne in your August 1981 issue (page 34) that "there are doubts about the validity of the examination". Doubts there may be in Mr Osborne's mind but they are unjustified. The Radio Amateurs Examination is a high quality examination of proven reliability which is designed, constructed and validated in accordance with the principles of modern achievement testing. The two basic criteria used to judge the quality of any system of educational measurement are *accuracy* and *validity*.

The RAE is *valid* if it measures an appropriately balanced selection of the objectives of the scheme. This balance is determined by a panel of subject experts devising a precise test plan which determines the proportion of the test related to each objective. Having an explicit plan means that the content balance of the tests can be kept constant from one examination series to another.

The *accuracy* of the RAE is checked by estimating the reliability coefficient for the test, i.e. an index of the proportion of the variation in

test scores which is due to true measurements as opposed to errors of measurement. A set of test scores with a reliability of 1 would be completely free of error; a set of test scores with a reliability of 0 would consist entirely of error variation. The reliabilities of the last five Radio Amateur Examinations are given below:

	Licensing Conditions	Operating Practices
May 1981	.81	.90
December 1980	.76	.90
May 1980	.79	.89
December 1979	.77	.89
May 1979	.82	.89

Note: the Operating Practices reliabilities are higher than those for Licensing Conditions because of the greater length of the paper.

These values are at the upper end of the range of reliabilities achieved by British public examinations, and they indicate that the examination is capable of distinguishing between candidates according to their knowledge of the Radio Amateurs syllabus with a high degree of consistency and a minimum of error.

With regard to random guessing, application of the binomial theorem will inform anybody with access to a pocket calculator that the chance of achieving a high score by this means is very small indeed. For example, the probability of obtaining a score of 35 on a 60 item test is 3.30924×10^{-8} . (To calculate the probability of achieving a score of 35 or above it is necessary to sum the probabilities of achieving all the individual scores above 35.) What evidence there is suggests that random guessing is not a frequent or significant strategy used by candidates in the Radio Amateurs Examinations. Many well constructed but difficult multiple choice items have facility values (i.e. percentage of correct responses) of less than 25%. If random guessing were a significant factor, facility values would be unlikely to fall below 25%.

I apologise for having written at such length but I felt it to be necessary to reassure your readers about the high quality of the Radio Amateurs Examinations conducted by City and Guilds. Prospective candidates should know that all the items are pre-tested, that they are checked before responses are finally marked, and that comments from examination centres are considered very carefully and acted upon if appropriate.

B. H. Henson
 Contoller, Education and Training Services
 City and Guilds of London Institute
 London WC1

C.b. frequency synthesis

The article on c.b. frequency synthesis in your November 1981 issue, in common with many advertisements for quartz crystals, fails to give full specifications of the quartz crystals mentioned; also the published circuit for the mixing synthesiser makes no provision for adjustment of the frequency of the crystal oscillator, f_c . As one input to the phase-locked loop is the frequency difference between the v.c.o. output and f_c , the performance of the synthesiser is directly affected by the accuracy and stability of f_c .

The article *does* quote a frequency tolerance of 1.5kHz for the British c.b. system, but no further mention of tolerance or stability is made; there is no analysis of the factors affecting tolerance and stability, and,

lastly, the frequency spectrum plot (Fig. 5) gives no scale information (amplitude change per Y-axis step, frequency change per X-axis step).

± 1.5 kHz in 27 MHz is $\pm 0.005\%$ or 50 p.p.m. To achieve this stability over a temperature range of, say, -5°C to $+45^\circ\text{C}$ in the published circuit is no mean feat.

The above omissions suggest your vetting process for articles to be somewhat lacking; an early remedy in this case seems necessary in order to remove some tarnish from your reputation, the more so because the footnote to the news item "S.s.b mobile radio still promising" (p.67) indicates that someone on your staff is aware of the problem.

P. W. Tomlinson
 Data-Type Terminals Ltd
 Cwmbran
 Gwent

Linear power amplifier

As can happen even to Mr Linsley Hood (Letters, September 1981), your correspondent Mr Rice (Circuit Ideas, October 1981) has submitted circuits which are not new. The earliest reference which I know of is in a text book from 1964¹ and the next is from an article by Motorola in 1976². The text does not claim originality, perhaps because of some valve equivalent known to the authors, but Motorola did. Motorola actually announced a set of power transistors adapted to the arrangement of Mr Rice's Fig. 1 (BD364 to BD369, 25 amps, 50 to 80 volts V_{CE}) and considered using six of them per amplifier!

However, the main reason for my writing is to emphasise the virtues of the arrangement shown in Mr Rice's Fig. 2. Some years ago I used such an output stage in a circuit as indicated here (Fig. 1) and, subject to my poor experimental technique and equipment, found it to be flat to about 1 MHz at 20 volts r.m.s. into 6.8 ohms.

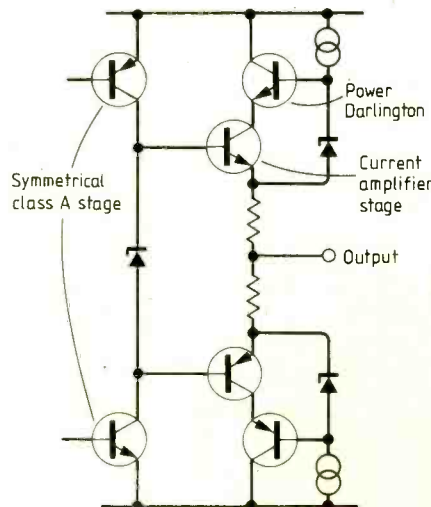


Fig. 1

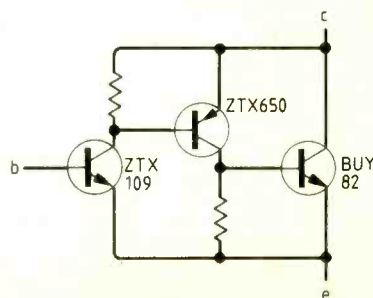


Fig. 2

The Darlington is in common-base mode, so it is free of thermal runaway problems, is limited in voltage by its V_{CB} rather than its V_{CE} giving an advantage with some types and is limited in frequency by its f_{α} rather than its f_{β} . I suspect that it could be operated beyond its f_{α} (possibly with due regard to safe operating area) because the phases of the currents and voltages related to the Darlington do not much matter to the current amplifier.

The current amplifier is operated at an almost low voltage, so is free of Miller effect problems and dissipates very little power. High frequency switches, such as BUY82/92 (8-10 amps, 20 watts, 50 MHz) can be used, with cheap plastic drivers (ZTX650/750, 2 amps, 1 watt, 75 MHz), in a triplet as in Fig. 2, giving input impedance and current gain approaching f.e.t. values but without the enormous voltage drop of a power f.e.t. Such a current amplifier can operate at about 2 volts and dissipates about 7 watts delivering 100 watts into 8 ohms.

D. Rawson-Harris
 Ferranti Ltd
 Stockport
 Cheshire

References

- "Transistors, Theory and Circuitry", K. J. Dean, McGraw-Hill, 1964.
- Electron*, 6th May, 1976.

Cartridge alignment

In his article about the cartridge alignment problems in the October issue, Mr Gilson gives the impression that the offset angle must always be a compromise. This is true if the cartridge is fixed rigidly to the arm, but why must it be fixed rigidly to the arm? Why can't it be pivoted to make it self-adjusting like the bogies of a railway carriage? If this was done the offset angle would always be at the optimum at every point of the arc.

If the pivot was directly above the needle the cartridge might have a tendency to spin, and if this was so it could be contained by vertical fins hanging down from either side of the arm. If however the needle was forward of the pivot no fins would be necessary, although there would then be uneven friction at the pivot.

Has anyone ever tried this?

S. Frost
 Edinburgh 2

James Clerk Maxwell

To begin with I would like to congratulate you on *Wireless World's* presentation of theoretical and practical material. But what is more practical than a good or a lucky theory! In this respect I am in agreement with Mr Wellard's implicit or explicit opinion (March and May issues) that Maxwell's view of the world was and remains still one of the greatest human achievements. The e-m means of communication maintained between Earth and the Voyager spaceship, billions of miles away, was another vindication (if one more was needed) of Maxwell's theory. His theory of the Saturn rings does not prove equally successful, and to add insult to injury his statistics and the quantized statistics may be abandoned soon.

I wish to bring to your readers' attention some unexpected results we obtained three years ago at the Electrical Test and Research Laboratories of the SA Railways. The problem concerned flashovers and burn-ups of (3kV d.c.

operated) electric locomotives. Tests and investigations went on for more than a decade. At last in 1978, and during the course of what may be called data processing and data reliability testing, I struck upon the idea of manipulating the recorded surges as e-m occurrences, using the Maxwell equations. One thing leading to another, we found that the data could be modelled as a stochastic queue and subsequently that the cause of locomotive failure was the frequency, not the expected amplitude, of surges.

It appears that Maxwell's point of view will always present the same sort of questions to successful explanations. People asked then "but what is vibrating to produce the e-m waves?" and they ask now "but what is queueing?". The mathematical method is very difficult now, as it was then.

G. Xenoulis
Montreal
Quebec, Canada

Invention of stereo recording

I am afraid that both Bell Telephone Labs and Blumlein were pre-empted by about a decade! (June, August, September Letters). US Patent No. 1520378, application date 3rd July 1920, granted 23rd December 1924 to Samuel S. Waters of Washington DC, describes a mechanic/acoustic transducer for independent operation from each groove wall. Extract from Patent, lines 16 to 25: "the synchronous and independent transmission of the various component parts of compound sound reproductions for natural blending in the ears of the hearer to more nearly approach the native and direct sounds, such as: transmission of the voice in song with an instrumental accompaniment, two voices, and various other combinations of sounds which it is desired to reproduce."

Claim 5 antedated by 30 years the couplers between stylus and crystal used in stereo crystal

pickups. Extract from Patent, lines 45 to 60: "5. In a graphophone, a pair of sound boxes arranged at right angles to each other, a stylus holder, means for supporting the stylus holder for universal pivotal movement, and one way flexible and opposite way rigid connecting members between the stylus holder and the sound boxes, said connecting members being arranged to operate at right angles to each other for operating the selected sound box when the stylus is vibrated in the other direction, said flexible connecting members being adapted to absorb the vibrations between the stylus holder and the unselected sound boxes to prevent operation thereof."

Alii sementem faciunt, alii metentem.
Stanley Kelly
Westgate-on-Sea
Kent

Dangers of low a.f. sound?

Mr Holliman must be careful. He tells us in October letters that he has developed a loudspeaker which is flat to 4Hz. He would be well advised to remember that the infrasound which his speaker is generating can cause side-effects in some people in some conditions. The details can be found in chapter 3 of "Supernature" by Dr Lyall Watson (p. 92 in the 1974 paperback). The side-effects include recklessness, euphoria, lower efficiency, dizziness, and nausea.

S. Frost
Edinburgh 2

Performance of dry batteries

My medium-wave dx receiver is powered by dry batteries to ensure portability and isolation from mains-borne interference. Frequent replacement of the six R20 (U2) cells is a result of 2 to 12 hours daily listening at 50mA average consumption.

Battery life comparisons were made of Standard Leakproof (SP), High Power (HP), Power Plus (PP) and Alkaline (Alk) cells to establish which would be the most economical. Different characteristics for each type became apparent though there was little to choose between similar cells from various manufacturers, where available.

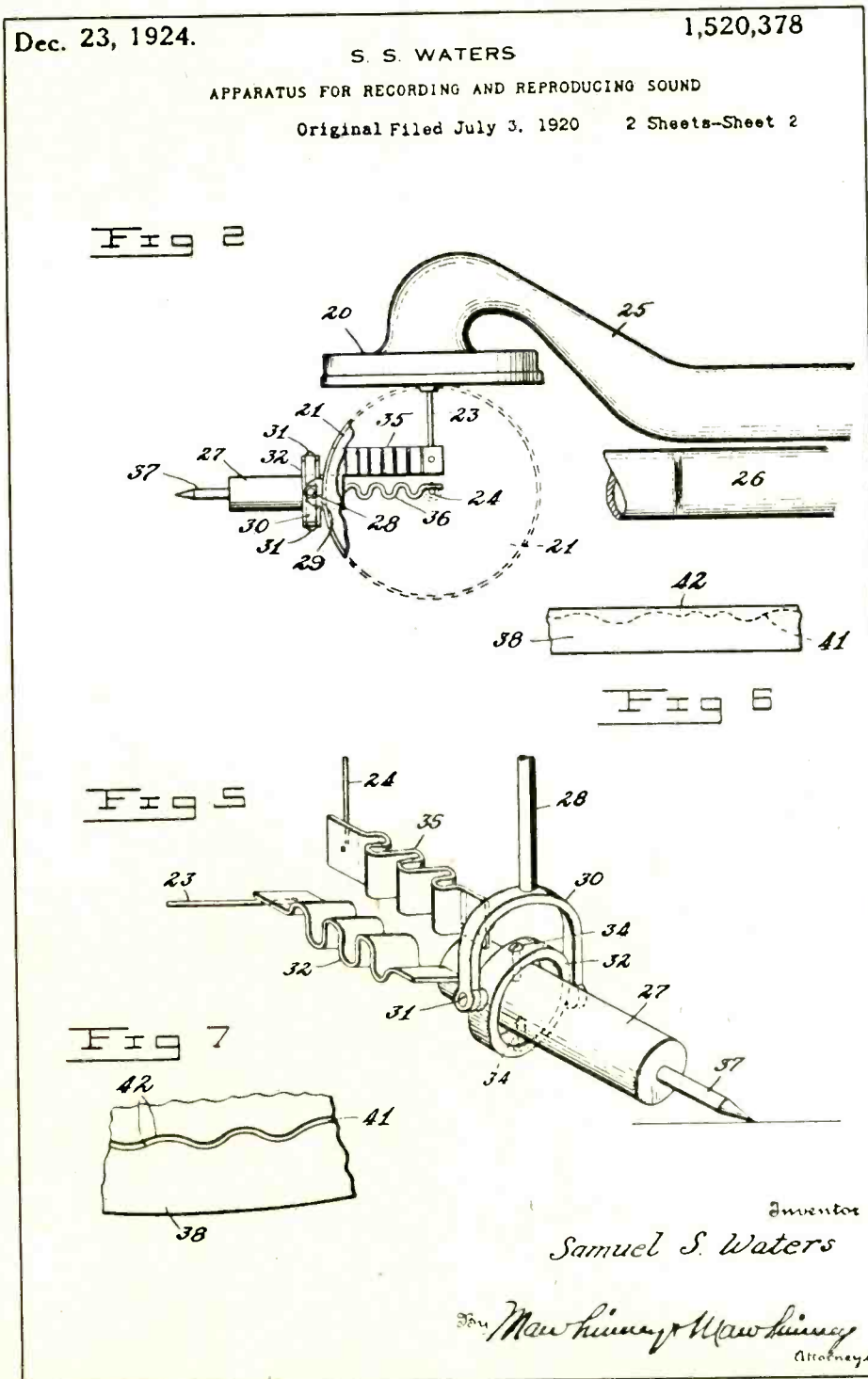
The PP batteries are a recent product, useful for situations requiring high cell voltage. My measurements indicated that they gave up about 95% of their energy before terminal voltage dropped below 1.1V under load. Similar discharge voltages for the others were SP 0.7V, HP 0.9V and Alk 0.7V. An observation of the PP cell not noted in other types is the sudden drop in output once voltage falls below 1.1V, and when almost fully discharged they become unusually noisy.

All four types produced a total energy output closely proportional to normal retail price but only when conditions of use allowed the cell to become fully discharged.

Also of note is the fact that, independent of type, one cell will fail before others in a series chain. However, rather than replace the entire set it is prudent to check each with a voltmeter and exchange the weakest only, so that all cells can be fully discharged in rotation.

Taking my own case of six R20 cells (9V nominal) at 50mA average drain and domestic usage, when compared to full set replacement at 6V, single cell rotation extended useful lifetime by the following amounts: SP 50%, HP 20%, PP 5%, and Alk 45% at average supply potentials of 6.6V, 7.4V, 7.8V and 6.9V respectively. All voltages were measured under load.

A study of manufacturers' discharge



characteristics should verify the possibility of these findings.

I have concluded: Individual replacement always saves money and produces a more consistent voltage supply. PP types offer sustained voltage to end of life but fail suddenly. Alk types give a long reliable life but at lower average voltage. HP types are excellent all rounders for most applications but SP types, having low average voltage and a requirement for long periods of rest, seem outdated.

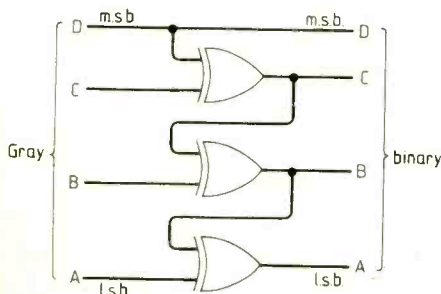
On balance one gets exactly what one pays for!

G. S. Maynard
Newtownabbey
Northern Ireland

Gray to binary converter

I fear that J. J. Mouton (Circuit Ideas, October) has rather 'over-killed' the design of a Gray code to binary converter. The circuit given will work, but is based on the rather simplistic description of the code structure in his accompanying text, without any simplification of the combinational logic having been effected.

Four bit binary and Gray codes are shown in full below, and careful examination of them will demonstrate that only three Exclusive-Or gates are needed for conversion, as in the circuit shown. Expansion of this principle is possible to any number of ways; in each case the m.s.b. is common between the codes and all other digits are connected in the manner shown. This conversion requires only four gates for a five bit code, as opposed to J. J. Mouton's ten.
Tom Gaskell
Haverhill
Suffolk



DECIMAL No.	GRAY				BINARY			
	D	C	B	A	D	C	B	A
0	0	0	0	0	0	0	0	0
1	0	0	0	1	0	0	0	1
2	0	0	1	1	0	0	1	0
3	0	0	1	0	0	0	1	1
4	0	1	1	0	0	1	0	0
5	0	1	1	1	0	1	0	1
6	0	1	0	1	0	1	1	0
7	0	1	0	0	0	1	1	1
8	1	1	0	0	1	0	0	0
9	1	1	0	1	1	0	0	1
10	1	1	1	1	1	0	1	0
11	1	1	1	0	1	0	1	1
12	1	0	1	0	1	1	0	0
13	1	0	1	1	1	1	0	1
14	1	0	0	1	1	1	1	0
15	1	0	0	0	1	1	1	1

Three other readers have written to make the same point: Dr P. J. Best of University of Aston Computer Centre, John R. C. Crabtree of Cambridge University Engineering Department, and Geraint Jones of Oxford University Computing Laboratory. We thank them for their letters. Mr Crabtree says that the simpler version is also easier to expand for more bits and Mr Jones that it suffers only slightly reduced fanout. — Ed.

Radio amateurs' licence

While I am in sympathy with at least some of the amendments to the amateur radio licence proposed by G8EOP *et. al.* (October letters), I would suggest that to use the introduction of a citizens' band service as reason for such changes is to be in danger of falling into the trap of confusing c.b. with amateur radio. Taxi drivers use v.h.f. f.m., and Merchant Navy personnel make dx "contacts" (telephone calls) using s.s.b. on h.f. Neither of these groups need to pass examinations, either technical or Morse code, but few amateurs would seriously suggest that this is a reason to change the amateur radio licence.

Surely the (legal) citizens' band service should be regarded in a similar way; with its type approved equipment and strictly limited power providing a personal communication service, rather than being a communications hobby. The present a.m. operation is rather different, but whatever the prosecution rate, let us not forget that it is illegal. Of course there will be nothing to prevent any licensed amateur from taking out a citizens' band licence as well — if nothing else it should prove useful for inter-tenet communication during multi-station contests!

John Morris, G4ANB
Wantage
Oxon

Microchips and megadeaths

Tim Bierman writes in October Letters that he will not fight any wars, and asks "who will stand beside me?" I suggest that *Wireless World* publishes a monthly Bierman list, and although I am past fighting age I would like my name to appear on it.

History shows that as long as people are prepared to manufacture armaments and to enlist in armed forces, so long will incompetent and corrupt combinations of governments, arms manufacturers and militarists generate wars for the populace to fight.

What is the process by which people have been so hood-winked? It is subtle brain-washing from the cradle upwards. The populace is fed with a stream of stories and military "glamour", royal weddings with street parties for the children; funerals, the Red Arrows displays, military tattoos, changing the guard, all intended to pull the wool over the eyes of the public regarding the real significance of these death-dealing organisations and to seduce the population to sacrifice their own and other people's lives.

The excuses given for these wars have been dynastic, religious, territorial and ideological. Ask the Russians and the Germans who "won" the last war. Who is "winning" in Lebanon, Israel, Iraq and Iran?

Our recent governments, of both left and right wings, have tied to us the USA against the Soviets in a "fight to preserve democracy", but the post-war records of both super-powers are appalling. Our first step should be to terminate the occupation of our country by foreign troops, then to examine our own "democracy" where nearly all power is inherited. We cannot have a law to enforce the compulsory wearing of seat-belts because it would be a "restriction of personal freedom", but what choice have we over whether our social services are cut to the bone in order to feed a machine which is most likely to render all social services redundant from some time in the near future.

What is the British government's real intention and confidence regarding multi-lateral disarmament? The defence (?) minister, Mr John Nott, has stated (BBC News, 1 p.m. 4th October 1981) that his plans for nuclear ballistic missiles cover the period up to year 2020!, so that he proposes to burden not only a generation yet unborn, but their children also.

The "experts" will retort that they know better, and that views such as these are hollow, but let us remember the pronouncements and results of previous experts. Remember the fiascos of the Boer War, the Battle of the Somme, the unsinkable Titanic, and in our own profession many expert opinions, acted upon by experts which have turned out to be wrong, but unfortunately not fatal. Following our "defence" experts may not be so innocuous.
Roy C. Whitehead
Sutton
Surrey

Frequency hopping

The recent news item and letter on frequency hopping (November Letters) have intrigued me. Yet how can we know when these concepts were being used, behind closed doors? My group at Packard Bell, Culver City, Los Angeles, in 1963 was heavily involved with frequency hopping, especially relative to tiny parametric amplifiers. In fact I still have one or two of the advanced company reports. But I'm sure the subject was being studied for years before I arrived on the scene.

At that time many other very "modern" concepts were being studied — i.s.i., nuclear particle communications, optical computers, etc.
Patrick F. Howden
Truro, Cornwall

On tow

Is it coincidence that, in the issue of *Wireless World* containing a reprint of Arthur C. Clarke's 1945 article on satellite broadcasting (October 1981), you include an item about a low orbit satellite being towed on a very, very long length of cord by the NASA space-shuttle?

Could this perhaps be the first small step towards a geosynchronous satellite being connected by cables to the surface of the earth? (See Arthur C. Clarke's *Fountains of Paradise*). Impossible?

A. L. S. Harris, E17APB/G8ZNB
Ballynerrin
Co. Wicklow
Republic of Ireland


Back garden Earth station

The article "Development of a satellite terminal" by Mr S. J. Birkhill in your September 1980 issue prompted me to search for constructional articles on this subject. I have found a series which may interest other readers. The series describes an aerial and receiver for the 4GHz band and includes details of a 4GHz low noise amplifier developed by Mr Birkhill.

The title is "Low cost backyard satellite tv earth station" by Robert B. Cooper Jr and the series was published in the USA in *Radio Electronics* magazine January to April 1980 inclusive. A booklet of reprints is available from *Radio Electronics*, Room 1101, 200 Park Ave South, New York, NY 10003, USA. The price is 10 US dollars including postage overseas.
D. M. Lauder
Barnet, Herts.

World
of

Amateur Radio



RFI

With a tally of 5800 complaints of 27MHz a.m. interference from "premature" c.b. operation in September, it seems likely that the whole subject of radio frequency interference (r.f.i.) and electromagnetic compatibility (e.m.c.) will receive more attention in the UK as it has in the USA, though with some disturbing overtones for radio amateurs.

For many years, with transmitter interference cases far less widespread, it has become standard practice in many countries to put the blame squarely on the transmitter where the interference is due to harmonics or other spurious out-of-band radiation, but to consider the receiver (or audio equipment) at fault where the trouble is due to breakthrough, overloading, intermodulation in the receiver, etc.

But the FCC, in looking at possible new "standards", appears to be ready to depart from this pragmatic but logical system. David Sumner, K1ZZ, of ARRL has warned: "The FCC's three-year-old inquiry into r.f.i. is heading in what could be a very dangerous direction for Amateur Radio and other long-time users of radio spectrum . . . some of the options apparently under consideration would place burdens on the operators of radio transmitters that are simply indefensible on technical grounds, and the choice of options apparently is to be based on economic, not engineering considerations". In brief, ARRL are worried that responsibility for resolving interference problems in the USA, regardless of technical fault, would be shifted to the transmitter operators. There have already been several FCC decisions (not relating to amateur radio) where authorizations to use specific frequencies are being withheld solely because of possible interference to domestic equipment of which the design is thought to be inadequate from an e.m.c. viewpoint.

Microwaves

WoAR (May 1981) described the pioneer experiments of Clive Elliott, G8ADP (now G4MBS) in using rain scatter to receive 10GHz amateur signals over non-optical paths. The very heavy rainstorms in September encouraged a number of enthusiasts to listen from home locations, with interesting results. For example 1mW transmissions from G4KNZ in Slough were heard by G3YGF, Oxford. G4KNZ received the higher power transmissions from G3JVL near Southampton. G3FYX, near Bristol, heard G4MBS near Alton, Hampshire. Such results seem bound to encourage further rain scatter trials on

10GHz, though these were unusually heavy rainstorms, from sites far less favourable than the more usual portable hill-top operations.

The Home Office has authorised the RSGB, on behalf of local groups, to establish 10 f.m. repeaters in the 1.3GHz band. These will have a 6MHz separation between incoming and outgoing transmissions with a 1750Hz access tone and horizontal polarization. Unlike existing 144 and 432 MHz UK repeaters, they will radiate continuous carrier when not being used, providing a beacon to show mobile operators when they are within range. Initially, channel spacing will be 75kHz (with a.f.c. in the repeater receiver) but this will be reduced later to 25kHz (RMO 1297.00MHz out, 1291.00MHz in; RM3 1297.075MHz out, etc). Repeater will be located at: GB3AA Alveston, Avon; GB3BH Watford, Herts; GB3BW Brentwood, Essex; GB3CP Crawley, West Sussex; GB3LN Greenwich, London; GB3MC Horwich, Lancs; GB3PS Barkway, Herts; GB3RU Reading, Berks; GB3MM Bloxwich, West Midlands; and GB3WX Brighton, Sussex.

A 10.4GHz beacon transmitter, GB3MLE, has been installed at the 900ft level of the IBA's concrete television tower at Emley Moor, near Huddersfield, West Yorkshire, using a 40mW Gunn oscillator.

Future outlook?

The American FCC has released a 69-page document described as a "working paper" reflecting its author's opinions only but including radical suggestions for "Deregulating personal and amateur radio". Proposals include: (1) code-free v.h.f. licences for technically qualified people (i.e. comparable with British Class B licence); (2) amateur operation to be permitted on some c.b. frequencies (including 27MHz and proposed 900MHz band); (3) expansion of h.f. operating privileges for "technician" class licences; (4) systematic study to encourage a more technically-innovative amateur radio service; (5) elimination of some repeater and third-party restrictions.

If one had to draw up a New Year list of problems that need to be tackled in the UK, the following might well be included: (1) The need to come to terms with a c.b. movement that may vastly outnumber licensed amateurs; (2) The urgent need for a fresh look at the Radio Amateurs' Examination - its scope, its aims, its conduct - and whether these are in practice meeting modern requirements; (3) Encouragement of British manufacture to reduce the virtual dependence of the hobby on Japanese industry - and to encourage more home-construction; (4) To look afresh at

frequencies available to Class B licensees and to introduce a "novice" licence to revitalise interest in h.f. c.w.; and (5) to make further concerted efforts to overcome the "repeater abuse" that has done so much to lower the reputation of amateur radio.

Jack Anthony, G3KQF, who is chairman of the RSGB's education committee, is to be installed as the Society's 1982 president at Derby on January 9, so it seems likely that rather more priority will be given by RSGB to questions relating to the RAE - several people have commented that the Society's journal was one of the very few British publications concerned with amateur radio that carried no adverse comment on the December 1980 examination.

In the USA, the ARRL appear to be encouraging amateurs to experiment with "advanced" modes such as spread spectrum and data packet switching. Contacts have already been made using these modes, though it remains to be seen whether such techniques are really suitable for amateur operation. An attempt a few years ago by ARRL to promote a complex narrow-band-voice-modulation technique was not a success.

In Brief

The new booklet "A newcomer's guide to f.m. simplex and repeater operation on two metres" (WoAR November 1981) is available from Mrs P. A. Spenceley, G8LZA, 67 Downswood, Tattenham Corner, Epsom Downs, Surrey, KT18 5UJ, price 75p including postage; cheques etc. payable to UK FM Group (London). It is a non-profit making venture in support of club funds . . . Signs of a relaxation of attitudes towards amateur radio in China include recent limited permission for the American Boeing Employees society to operate a demonstration station in Beijing (Peking) including contacts with former Chinese amateurs in Shanghai . . . Although French repeaters are subject to considerable abuse REF has warned its members not to attempt themselves to track down the offending stations . . . Band Plan recommended by IARU Region 1 Division for the new 10, 18 and 24 MHz bands: 10,100 to 10,140 kHz c.w. only; 10,140 to 10,150 kHz c.w./r.t.t.y. (s.s.b. on 10MHz only for emergency traffic); 18,068 to 18,100 kHz c.w. only; 18,100-18,110 kHz c.w./r.t.t.y.; 18,110 to 18,168 kHz phone/c.w.; 24,890 to 24,920 kHz c.w. only; 24,920 to 24,930 kHz c.w./r.t.t.y.; 24,930 to 24,990 kHz phone/c.w. . . . From about 15 to 20 firms manufacturing c.b. equipment in Australia in the mid-1970s there are now only five.

PAT HAWKER, G3VA

Digital storage and analysis of speech

"Pitch extraction is undoubtedly one of the messiest areas of speech analysis"

by Ian H. Witten, M.Sc., Ph.D., M.I.E.E., University of Calgary, Canada

This final article discusses two ways of avoiding the substantial computation involved in the cepstral method of pitch extraction.

Autocorrelation analysis – the standard way of finding fundamental frequency in non-speechlike sounds – causes difficulty with speech because of the proximity of the lower formants to the pitch region. Though also computation-intensive, its calculations are more amenable to simple special-purpose hardware than the cepstral ones and can be speeded up. Time-domain feature-extraction methods are the most economical way of detecting pitch periods; they can be tuned to give good results though the process can be difficult and unreliable.

In many ways pitch extraction is more important from a practical point of view than formant estimation. In a voice-output system formant estimation is only necessary if speech is to be stored in formant-coded form. For speech synthesis from phonetics or text formant extraction is unnecessary, although general information about formant frequencies and formant tracks in natural speech is needed before a synthesis-from-phonetics system can be built. But knowledge of the pitch contour is needed for many different purposes. For example certain methods of compact speech coding rely on the pitch being estimated and stored as a parameter separate from the articulation. Significant improvements in frequency analysis can be made by performing pitch-synchronous Fourier transformations because the need to window is eliminated. Many synthesis-from-phonetics systems require the pitch contour for utterances to be stored rather than computed from markers in the phonetic text.

Another issue closely bound up with pitch extraction is the voiced/unvoiced distinction. A good pitch estimator ought to fail when presented with aperiodic input such as an unvoiced sound and so give a reliable indication of whether the frame of speech is voiced or not.

The method of pitch estimation using the cepstrum (part 4) involves a substantial computation and has a high degree of complexity, though implemented properly it gives excellent results because the source-filter structure of the speech is fully utilized.

Autocorrelation methods

The most reliable way of estimating the

pitch of a periodic signal corrupted by noise is to examine its short-time autocorrelation function. The autocorrelation of a signal $x(n)$ with lag k is defined as

$$\phi(k) = \sum_{n=-\infty}^{\infty} x(n)x(n+k).$$

If the signal is quasi-periodic with slowly varying period, a finite stretch of it can be isolated with a window $w(i)$, which is zero when i is outside the range $(0, n)$. Beginning this window at sample m gives the windowed signal $x(n)w(n-m)$, whose autocorrelation, the short-time autocorrelation of the signal x at point m , is

$$\phi_m(k) = \sum_n x(n)w(n-m)x(n+k)w(n-m+k).$$

The function exhibits peaks at lags which correspond to the pitch periods and multiples of it. At such lags the signal is in phase with a delayed version of itself, giving high correlation. The pitch of natural speech ranges about three octaves, from 50Hz in low-pitched men to around 400Hz in children. To ensure that at least two pitch cycles are seen, even at the low end, the window needs to be at least 40ms long, and the autocorrelation function calculated for lags up to 20ms. The peaks which occur at lags corresponding to multiples of the pitch become smaller as the multiple increases because the speech waveform will change slightly and the pitch period is not perfectly constant. If signals at the high end of the pitch range, 400Hz, are viewed through a 40ms autocorrelation window, considerable smearing of pitch resolution in the time domain is to be expected. Finally, for unvoiced speech, no substantial peaks of autocorrelation will occur.

If all deviations from perfect periodicity can be attributed to additive white Gaussian noise then it can be shown from standard detection theory that autocorrelation methods are appropriate for pitch identification. Unfortunately this is certainly not the case for speech signals. Although the short-time autocorrelation of voiced speech exhibits peaks at multiples of the pitch period, it is not clear that it is any easier to detect these peaks in the autocorrelation function than it is in the original time waveform! To take a simple example, if a signal contains a fundamental and in-phase first and second harmonics,

$$x(n) = a \sin 2\pi f_1 nT + b \sin 4\pi f_1 nT + c \sin 6\pi f_1 nT,$$

then its autocorrelation function is

$$\phi(k) = \frac{a^2 \cos 2\pi f_1 kT + b^2 \cos 4\pi f_1 kT + c^2 \cos 6\pi f_1 kT}{2}$$

There is no reason to believe that detection of the fundamental period of this signal will be any easier in the autocorrelation domain than in the time domain.

The most common error of pitch detection by autocorrelation analysis is that the periodicities of the formants are confused with the pitch. This typically leads to the repetition time being identified as $T_{\text{pitch}} \pm T_{\text{formant}}$. Fortunately there are simple ways of processing the signal non-linearly to reduce the effect of formants on pitch estimation using autocorrelation.

One way is to low-pass filter the signal with a cut-off above the maximum pitch period, say 600Hz. However formant 1 is often below this value. A different technique which may be used in conjunction with filtering is to "centre-clip" the signal, as shown in Fig. 22. This removes many of the ripples associated with formants, but it entails the use of an adjustable clipping threshold to cater for speech of varying amplitudes. An alternative which achieves much the same effect without the need to fiddle with thresholds, is to cube the signal or raise it to some other high (odd!) power before taking the autocorrelation. This highlights the peaks and suppresses the effect of low-amplitude parts.

Speeding up autocorrelation

Calculating the autocorrelation function is an arithmetic-intensive procedure. For large lags it can best be done using fast Fourier transform methods, although there are simpler arithmetic tricks which speed it up without going to such complexity. And with the availability of analogue delay lines using charge-coupled devices autocorrelation can now be done effectively and cheaply by analogue sampled-data hardware.

Nevertheless some techniques to speed digital calculation of short-time autocorrelations are in wide use. It is tempting to hard-limit the signal so that it becomes binary, Fig. 23(a), thus eliminating multiplication. This can be disastrous because hard-limited speech is known to retain considerable intelligibility and therefore the formant structure is still there. A better plan is to take centre-clipped speech and hard-limit that to a ternary signal, Fig. 23(b), to simplify computation.

A different approach to reducing the amount of calculation is to perform a kind of autocorrelation which does not use multiplications. The "average magnitude difference function", defined by

$$\phi(k) = \sum_{n=-\infty}^{\infty} |x(n) - x(n+k)|,$$

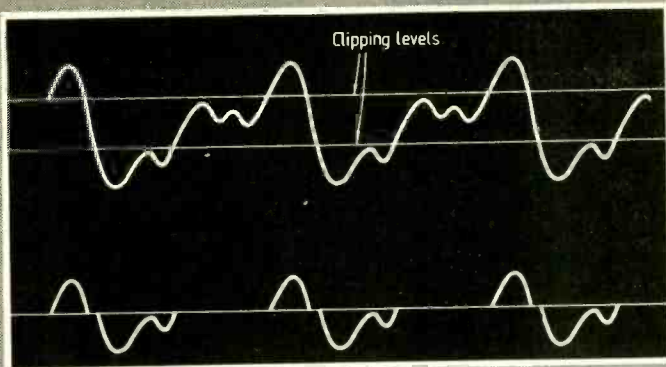


Fig 22

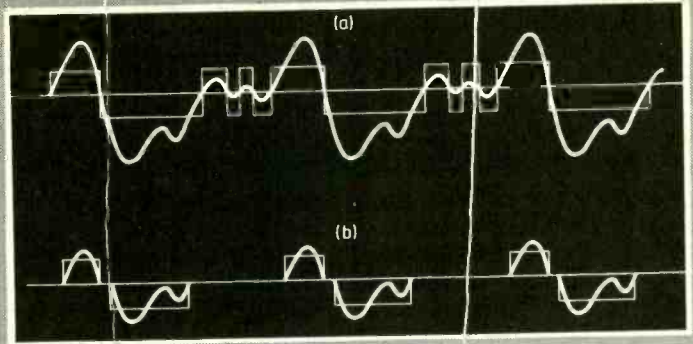


Fig 23

has been used for this purpose. It exhibits dips at pitch periods instead of the peaks of the autocorrelation function.

Feature-extraction methods

Another possible way of extracting pitch in the time domain is to try to integrate information from different sources to give reliable pitch estimates. Several features of the time waveform can be defined, each of which provides an estimate of the pitch period and an overall estimate can be obtained by majority vote. For example, suppose that the only feature of the speech waveform which is retained is the height and position of the peaks, where a "peak" is defined by the simplistic criterion

$$x(n-1) < x(n) \text{ and } x(n) > x(n+1).$$

Having found a peak which is thought to represent a pitch pulse, one could define a "blanking period" based on the current pitch estimate within which the next pitch pulse could not occur. When this period has expired the next pitch pulse is sought. A stringent criterion should be used at first for identifying the next peak as a pitch pulse, but it can be gradually relaxed if time goes on without a suitable pulse being located. Figure 24 shows a convenient way of doing this: a decaying exponential is begun at the end of the blanking period and when a peak shows above, it is identified as a pitch pulse. One big advantage of this type of algorithm is that data are greatly reduced by considering peaks only - easily detected by simple hardware. Thus it can permit real-time operation on a small processor with minimal special-purpose hardware.

Such a pitch pulse is exceedingly simplistic and will often identify the pitch incorrectly. However it can be used in conjunction with other features to produce good pitch estimates. Examples of such features are

- peak height
- valley depth
- valley-to-peak height
- peak-to-valley depth
- peak-to-peak height if greater than zero
- valley-to-valley depth if greater than zero.

The features are symmetric with regard to peaks and valleys. The first feature is the one described above and the second works in exactly the same way. The third feature

Fig 24

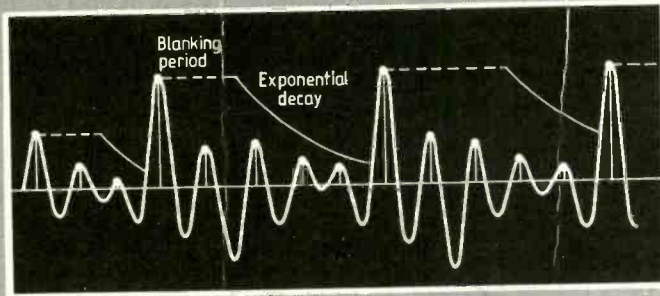


Fig 25

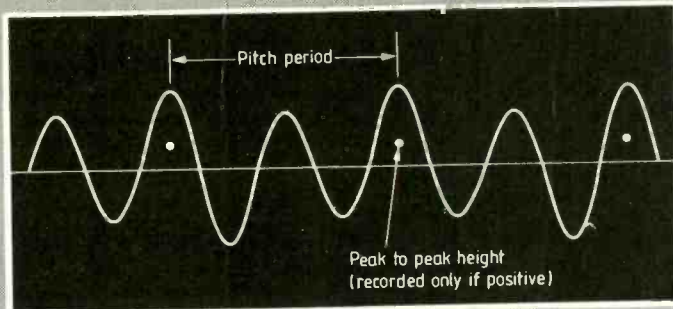
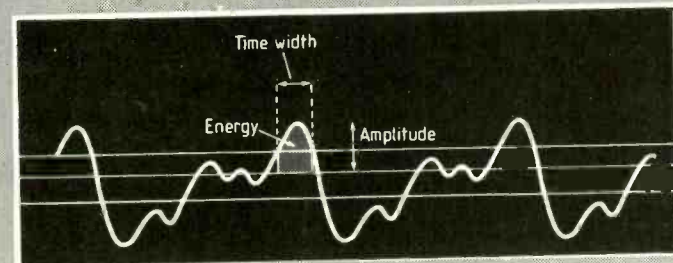


Fig 26



records the height between each valley and the succeeding peak while the fourth uses the depth between each peak and the succeeding valley. The purpose of the final two detectors is to eliminate secondary though large peaks from consideration. Figure 25 shows the kind of waveform on which the other features might incorrectly double the pitch but that the last two features would identify correctly.

In one implementation of this scheme the last two pitch estimates from each feature detector were included as well. For each feature the present estimate was added to the previous one to make a fourth and the previous one to the one before that to make a fifth. All three were added together to make a sixth, so that for each feature there were six separate estimates of pitch. The reason for this is that if three consecutive estimates of the fundamental period are T_0 , T_1 and T_2 , and if some peaks are being falsely identified, the actual period could be any of

$$T_0+T_1 \quad T_1+T_2 \quad T_0+T_1+T_2.$$

It is essential to do this because a certain feature can occur more than once in a pitch period - secondary peaks usually exist.

Six features each contributing six separate estimates make 36 estimates of pitch in all. An overall figure can be obtained from this set by selecting the most popular estimate within some specified tolerance. The complete scheme has been evaluated extensively and compares favourably with other methods. But the procedure seems to be *ad hoc*, as are many other successful speech parameter estimation algorithms! It is not easy to predict what kinds of waveforms it will fail on and evaluation of it can only be pragmatic.

When used to estimate the pitch of musical instruments and singers over a six-octave range (40Hz to 2.5kHz), instances were found where it failed dramatically. This is of course a much more difficult

Continued on page 49

The new electronics

by Hugh Jaques

For many years I have earned a modest income designing electronic equipment. Recently it has become apparent that the fundamental basis of the theory of electronic circuitry has changed during the last decade, and that my techniques are not only out of date but in some respects totally wrong.

This shattering discovery is the result of interviewing numerous applicants for jobs in the fields of design, development and testing on behalf of an organisation whose interests lie in the application of analogue and digital electronics to a wide range of physical problems. The applicants have all obtained 1st, 2nd or 3rd class Honours degrees in electronic engineering during the last six years, and the majority have been employed in industry for at least one year. The jobs offered demand a reasonably sound knowledge of electronic circuitry at various levels.

During the interviews certain standard questions were asked, and it was the consistency of the answers to these which first made me realise that a New Electronics has arisen, and has obviously been taught for some years at many seats of learning. As yet no text books have appeared; I am striving to remedy this deficiency, but the problems are formidable and in view of the long time it takes to get a book into publication I thought that *Wireless World* in its 70th year of publication should have the honour of being the first to publish a few of the laws of the New Electronics.

First Law: The V_{BE} of a conducting silicon transistor is always either 0.6 or 0.7 volts. It does not vary with temperature or collector current.

Second Law: The V_{BE} of a conducting germanium transistor is 10 volts, or is unknown.

Third Law: In the circuit of Fig. 1, the ripple voltage is either about 10mV or cannot be calculated, even approximately.

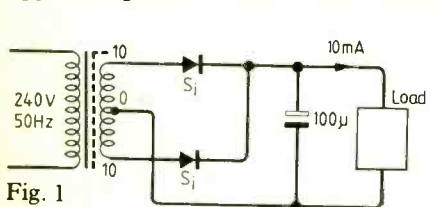


Fig. 1

The ripple frequency may be 25, 50 or 100Hz.

Fourth Law: The impedance looking into the emitter of a transistor connected in grounded-base and passing 1 mA of collector current is either 'very low' or 'very high' or somewhere in between, depending on the current gain.

Fifth Law: Transistors do not possess a mutual conductance; in fact the term is unknown in the New Electronics.

Sixth Law: R-S and D type flip-flops are the only ones known in the New Electronics, the J-K variety is apparently of no importance.

Seventh Law: This, the most important of the laws, is best described as the ultimate development of Heisenberg's Uncertainty Principle.

Eighth Law: All electronic circuit problems can be solved by a phase-locked loop and a sprinkling of monostables.

It will be seen that the New Electronics has made life much easier for the designer. For example, the First Law implies that the design of drift-free amplifiers is now a trivial matter, since V_{BE} does not vary with temperature. Thanks to the Third Law we may reduce the size of our reservoir capacitors by a considerable factor. If the resulting circuits do not work, we can always blame the Seventh Law.

The following electronic pantomime sketch has been repeated five times in the last twelve interviews with only minor variations (refer to Fig. 2):

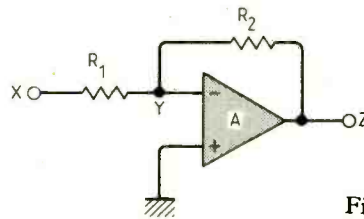


Fig. 2

H.J.: "Given that the op-amp has a very high gain and that its input impedance is infinite, what is the voltage gain between X and Z?"

Interviewee: " R_1/R_2 "

H.J.: "So if R_1 goes o/c the gain becomes infinite?"

Int. (after a pause): " R_2/R_1 "

H.J.: "Nearly, but not quite right."

Int.: "I think it's all right."

H.J.: "If the input is made more positive, what happens to the output?"

Int.: "It goes negative."

H.J.: "So?"

Int.: " $-R_2/R_1$. I always forget the minus sign!"

H.J.: "What is the input impedance at X?"

Int.: " R_1 "

H.J.: "Why?"

Int.: "Because Y is a VIRTUAL EARTH."

H.J.: "What is the input impedance at Y?"

Int.: "Very high."

H.J.: "But you just said it was a virtual earth."

Int.: "Oh, very low."

H.J.: "How low?"

Int.: "About 0.1 ohm."

H.J.: "Why 0.1 ohm? Are all op-amps identical?"

Int.: "I think that's what the book said."

H.J.: "Come now, what governs the impedance at Y?"

Int. (after a long pause): "The gain and R_2 ."

H.J.: "Right; now, how do you calculate the impedance at Y?"

Int. (after a very long pause): "I can't remember the formula."

H.J.: "How about Ohm's Law?"

Int.: "?????"

H.J.: "Apply a small voltage V to the point Y and see what current it produces."

Int.: No reply.

H.J.: "Well, where does the current flow?"

Int.: "Into the op-amp and out at the positive input."

H.J.: "Suppose that the op-amp has an infinite input impedance?"

Int. (after a titanic struggle): "Through R_2 ."

H.J.: "Right; what is the voltage at Z?"

Int.: "AV."

H.J.: "Don't forget the minus sign! Now, what is the voltage across R_2 ?"

Int.: " $V + AV$."

H.J.: "So the current produced by V is . . . ?"

Int.: " $(V + AV)/R_2$ "

H.J.: "And the input impedance is . . . ?"

Int. (triumphantly, having at last seen the light): " $R_2/(1 + A)$ "

H.J.: "Yes."

The writer sometimes feels like one of the original members of the cast of a long-running farce; he himself is word-perfect and can almost, but not quite, predict what the newcomers are about to say.

The answers to another question follow a fairly standard pattern:

H.J.: "What practical project did you do for your Final year?"

Int. (with much flapping of hands): "Rhubarb rhubarb . . . PHASE-LOCKED LOOP . . . rhubarb rhubarb . . . D/A CONVERTER . . . rhubarb rhubarb . . . ACTIVE FILTER . . . rhubarb rhubarb . . . RAM . . . rhubarb rhubarb . . . PHASE-LOCKED LOOP . . . A/D CONVERTER . . . rhubarb rhubarb . . . ROM . . . SHIFT REGISTER . . . rhubarb rhubarb rhubarb . . ."

H.J. (feeling slightly dizzy and proffering a sheet of foolscap): "Can you draw a block diagram?"

This usually results in a spidery postage-stamp sized drawing in the middle of the paper.

H.J.: "What was the purpose of the device?"

Int. (after a long pause): "I'm not quite sure."

H.J.: "Did it work?"

Int.: "No, I never managed to finish it/No not very well/It worked all right on paper."

From these and other answers to questions one suspects that much of the teaching of the New Electronics is done by the Victorian method of the standard question and the standard word-for-word answer, which occasionally gave rise to such delights as:

Q. What organs are contained in the abdomen?

A. The abdomen contains the stomach and

Walsh functions

Generation and application

by Thomas Roddam

the bowels, which are a, e, i, o, and u.

E finita la commedia. What in the Name of Blumlein are the universities and colleges doing awarding degrees to people like this? They have no understanding of electronics, or, for that matter, elementary electrical theory. Kirchhoff, Thévenin and Norton are merely names which, if remembered at all, were 'done in the First Year'! Not one of the last twelve interviewees recognised the simple symmetrical voltage doubler of Fig. 3, or could even

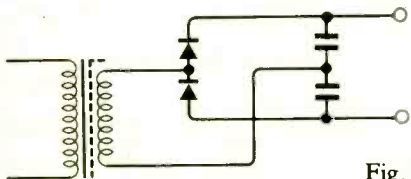


Fig. 3

hazard a guess as to its mode of operation. In Fig. 1 more than half gave the ripple frequency as 50Hz, and the capacitor voltage as 10V when the load current was zero. When asked to draw the general shape of the frequency response of the

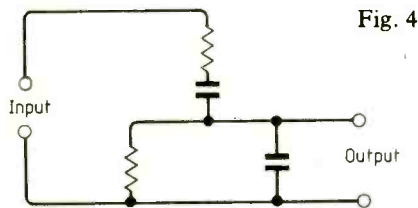


Fig. 4

network of Fig. 4, none succeeded without a considerable amount of coaxing or goading, or recognised it as a Wien bridge network. Does this suggest a lack of interest in technical magazines?

Lest it should be thought that the interviewees were overawed by the company's products, or the interviewer, or were suffering from 'interview nerves', or were uniformly unintelligent, it must be stated that (a) hardly any had taken the trouble to find out the nature of the company's products, (b) the interviewer is a kindly soul who bends over backwards to find just one topic with which the interviewee is familiar, (c) all, without exception, were extremely self confident, although they ranged in appearance and manner from the bright-eyed and bushy-tailed to the near-moronic and bushy-faced, with almost all possible gradations and variations. Few of them took the trouble to fill in the application form completely or legibly, and more than half came to the interview without pen or pencil. Yet many of these people are supposed to be anxiously seeking jobs, having been made redundant, or are looking for their first job.

The last member of this pathetic group, when asked what his ambitions were, said "Oh, to do a couple of years' design work and then move on into Management".

Not in this company, laddie!

The first part of this article, under the title "The function of functions" was an introduction to the nature of Walsh functions through telecommunications history (December issue). In this concluding part the author shows how Walsh functions may be produced electronically and discusses some of their uses.

Before we consider how we can use the Walsh functions we need to be able to produce them. Sine waves were easy, though not as easy as they looked, because a spring and a weight, an inductance and a capacitance (-ance, because the inductance could be a gyrator and a capacitor, for example), with some energy top-up, were all that we needed. We will be making Walsh functions with logic circuits, so we first need to agree to use the values 1,0 instead of 1,-1. If you like, we always add $wal(0,\theta)$, and divide by 2 in amplitude.

A general way of making Walsh functions is to begin with the Rademacher functions. These are the 2^n harmonics of a sine wave, squared right off, and are shown in Fig. 4. Combining these together by means of Exclusive-Or circuits, in the way shown in Fig. 5, we shall get a family of Walsh functions. Obviously, once the need is there, we shall be able to buy a chip to do the whole job. An alternative method, if you want one Walsh function at a time, a kind of Walsh tone generator, is to use a 74150 16-line to 1-line multiplexer with a 7493 four-bit binary counter and a clock drive, Fig. 6. The 16 lines can be taken to switches, and the counter steps the system round the inputs and gives an output to line which is just the inverted

input. Any pattern can be set up on the switches, any sequency can be chosen by choosing the clock frequency. This type of generator seems to be more attractive for getting a feel of the Walsh functions, because you do set the thing up yourself.

Having now particularly described and ascertained the nature of the Walsh functions and the manner in which they are to be produced, what we want to know is, what good are they? "What is the use of a new-born baby, Sir?" The Walshites react to the sight of a sine wave by singing Anything you can do, we can do better! But what do we use sine waves for?

The first use is analysis and classification. An obvious application for Fourier analysis is determining what makes the note of a flute sound different from the same pitch on a clarinet. From this we go

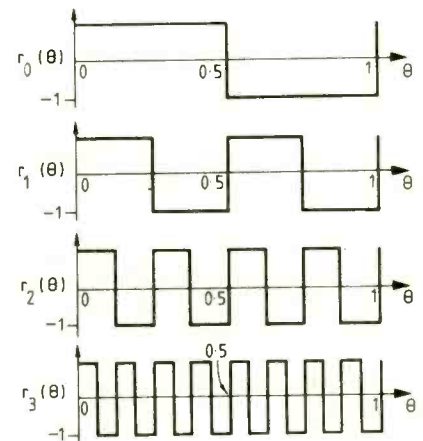


Fig. 4. Rademacher functions $r_n(\theta)$.

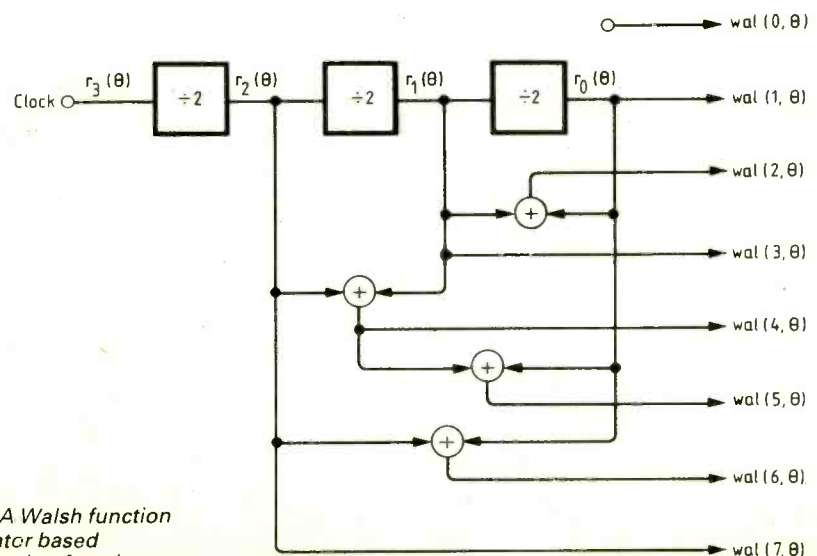


Fig. 5. A Walsh function generator based Rademacher functions.

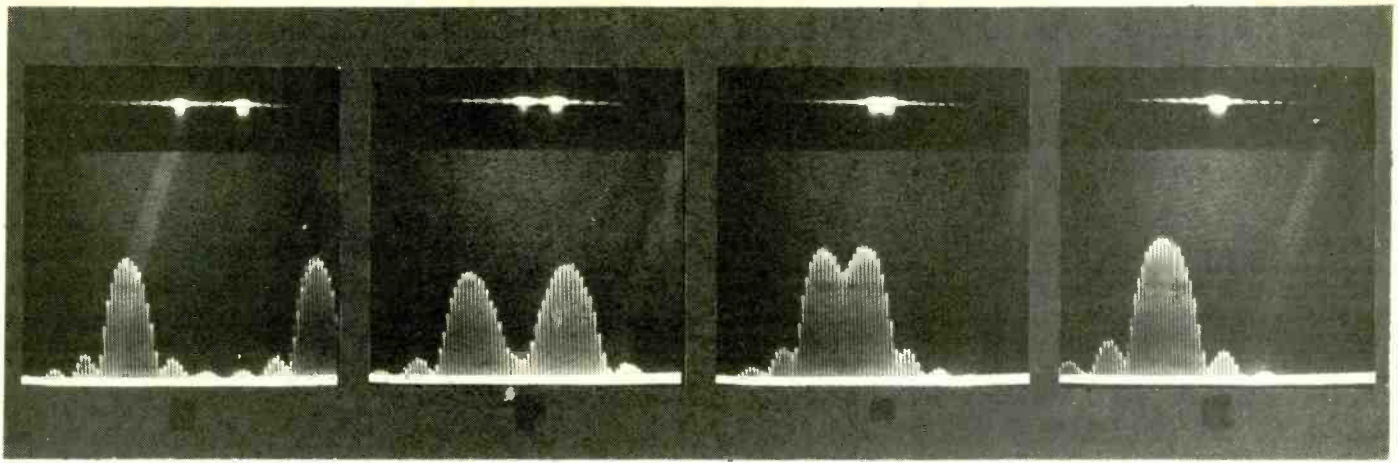
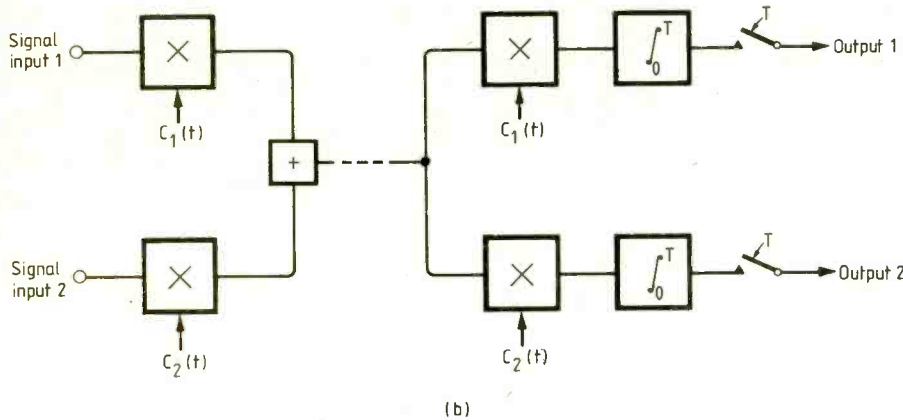
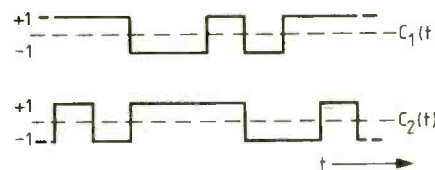


Fig. 7. This display shows a diffraction pattern (taken from Fig. 4, page 43, of Wireless World June 1981), but looks just like the display of a frequency analyser.



(b)



(a)

Fig. 8. Treating the Walsh function as a carrier. At (a) are two orthogonal binary carriers; at (b) a basic multiplexing system using binary carriers.

$$a_1 \int_{-1/2}^{1/2} wal(1, \theta) wal(i, \theta) d\theta \dots$$

$$a_i \int_{-1/2}^{1/2} wal(i, \theta) wal(i, \theta) d\theta \dots$$

and, as the Walsh function is orthogonal, all the terms vanish except

$$\int_{-1/2}^{1/2} wal(i, \theta) wal(i, \theta) d\theta = 1$$

so

$$a_i = \int_{-1/2}^{1/2} f(\theta) wal(i, \theta) d\theta$$

At any instant $wal(i, \theta)$ is either 1 or -1. If we integrate using either $f(\theta)$ or $-f(\theta)$ at any instant, the integral is a_i , and we have a great supply of circuits - single-ended to push-pull conversion - to produce $-f(\theta)$. So it becomes switch and integrate.

Now multiply a_i and $wal(i, \theta)$. This sequencing filtering has filtered out one component of the waveform $f(\theta)$. In many communication systems we work with sampled waveforms. The clock frequency used in sampling forms an upper limit to the Walsh functions needed. A sequency

low-pass filter can have a sharp dead-end characteristic.

Speech signals, according to some sources, can be converted first into Walsh-Fourier transforms and then digitized to give the same signal quality with only about one-half the number of digital characters. Another transmission possibility is to treat the Walsh function as a carrier. At the receiving end the same Walsh function is fed into the demodulator, to pick out my message on $wal(13, \theta)$ from yours on $wal(16, \theta)$. Each Walsh function, like a key, opens only its own lock. The sort of circuit used is shown in Fig. 8.

There is already a vast literature on Walsh functions and their applications but much of it is highly formalized, with expressions like dyadic convolution and the Wiener-Kinchin theorem thick on the page. There has been at least one article in *Wireless World* so far, and I am sure that it will not be too long before we see circuits to enable us to Walsh code our holiday snaps on an audio cassette recorder. As we come to this stage we shall, I hope, come to get some sort of feeling for the Walsh approach. We know from a Fourier spectrum if the sound analysed was an ocarina or a

violin; we know roughly what sound the spectrum represents. The Walsh spectrum of an image waveform has some subjective characteristics. The $wal(0, \theta)$ term is the average level, the greyness; the $wal(1, \theta)$ is an indicator of symmetry about the centre line, or lack of it, and, some large positive values of $wal(2, \theta)$ and $wal(6, \theta)$, with a negative value for $wal(4, \theta)$, would indicate a strong central element, black or white according to the coding.

In the kingdom of the blind, the one-eyed man is king. This short summary of Walsh functions has offered you one bleary eye. But remember that Erewhon was a kingdom of the blind, and vision, however poor, is not necessarily popular.

The material on Walsh functions relies very heavily on two volumes of transactions produced by Hatfield Polytechnic which have told me far more than I want to know about the theory and applications of Walsh functions.

Digital storage and analysis of speech continued from p45

problem than pitch estimation for speech where the range is typically three octaves. In fact for speech the feature detectors are usually preceded by a low-pass filter to attenuate the myriad of peaks caused by higher formants, and this is inappropriate for musical applications.

Additional features can assist with pitch identification. The above features are all based on signal amplitude and could be described as secondary features derived from a single primary feature. Other primary features can easily be defined, for example one can use a centre-clipped waveform and consider only the peaks rising above the central region. Further primary features that have been used are the time width of a peak - the period for which it is outside the clipping level - and its energy outside the clipping level. The primary features are shown in Fig. 26. Secondary features can be defined based on these three primary ones and pitch estimates made for each one.

Display aid for microprocessors

Eight line operation with a 2716 character generator

by K. Padmanabhan, Ph.d., M.I.E.E., and A.P. Senthilnathan

Part one described a display aid which enabled 4 lines of sixteen characters to be shown on a conventional 5MHz oscilloscope. The design uses a 6810 1K display memory which can store 128 words, i.e. 8 lines of 16 characters. The modifications necessary to display eight lines are shown in Fig. 1 and listed in Table 1.

Further expansion is possible if the display memory is increased and a faster character generator is used to avoid flickering on the c.r.t. The original design used a surplus MK2002 character generator to

Table 1

1. Connect pin 10 (B3) 74157 to A6 instead of pin 15/7475.
2. Disconnect pin 11 (A3) from pin 10 (B3) and connect to pin 13/4518.
3. Disconnect pin 15 (Reset) from pin 13/4518 and connect to pin 14 (Q4).
4. Add 75k summing resistor and connect pin 13/4518.
5. Reduce 47k summing resistor to 22k.
6. Reduce 10k feedback resistor on CA3130 to 5k.
7. Change three series capacitors pin 2 or 555 to two 3nF and one 10nF in series.
8. Disconnect 1nF capacitor pin 2/555 and connect to pin 5.
9. Reduce capacitor across pins 2 and 3/4011 to 5nF.
10. Adjust potentiometer pin 10/4011 so that 16 characters fit across the c.r.t.

reduce the cost, however, a single rail 2716 e.p.r.o.m. can be used instead and the interfacing components omitted, see Fig.

1. Table 2 gives a hex list for programming the first 512 bytes of the 2716 to provide upper case characters.

Table 2

0	0	1	2	3	4	5	6	7	8	9	A	B	C	D	E	F
0	7C	7E	FE	7C	FE	FE	FE	7C	FE	00	0C	FE	FE	FE	FE	7C
1	FE	7C	FE	62	80	FC	E0	FE	C6	E0	86	FE	C0	00	40	02
2	00	00	00	28	24	C6	0C	20	00	00	28	10	02	10	02	60
3	7C	22	46	82	18	E4	3C	80	6C	62	00	02	10	28	82	40
4	82	90	92	82	82	92	90	82	10	82	02	10	02	40	60	82
5	90	82	90	92	80	02	18	04	28	10	84	82	20	00	80	02
6	00	00	E0	FE	54	C8	72	40	38	82	10	10	2C	10	00	08
7	8A	42	8A	82	28	A2	52	8E	92	92	00	2C	28	28	82	80
8	3A	90	92	82	82	92	90	82	10	FE	82	28	02	30	10	82
9	90	8A	98	92	FE	02	06	18	10	1E	92	82	10	82	80	02
A	00	F2	00	28	FE	10	9A	40	44	44	7C	7C	00	10	00	10
B	92	FE	8A	92	48	A2	92	90	92	92	22	00	44	28	44	86
C	AA	90	92	82	44	92	90	92	10	82	FC	44	02	40	0C	82
D	90	84	94	92	10	02	18	04	28	10	A2	00	08	82	80	02
E	00	00	E0	FE	54	26	64	00	82	38	10	10	00	10	00	20
F	A2	02	92	AA	FE	A2	92	A0	92	94	00	00	82	28	28	90
1	0	1	2	3	4	5	6	7	8	9	A	B	C	D	E	F
0	78	75	6C	44	38	92	80	5E	FE	00	80	82	02	FE	FE	7C
1	60	72	62	8E	10	FC	E0	FE	C6	E0	C2	00	06	FE	40	02
2	00	00	00	28	48	C6	0A	00	00	00	28	10	00	10	00	C0
3	7C	02	62	44	08	9C	8C	C0	6C	78	00	00	82	28	10	60
4	00	00	00	00	00	00	00	00	00	00	00	00	00	00	00	00
5	00	00	00	00	00	00	00	00	00	00	00	00	00	00	00	00
6	00	00	00	00	00	00	00	00	00	00	00	00	00	00	00	00
7	00	00	00	00	00	00	00	00	00	00	00	00	00	00	00	00
8	00	00	00	00	00	00	00	00	00	00	00	00	00	00	00	00
9	00	00	00	00	00	00	00	00	00	00	00	00	00	00	00	00
A	00	00	00	00	00	00	00	00	00	00	00	00	00	00	00	00
B	00	00	00	00	00	00	00	00	00	00	00	00	00	00	00	00
C	00	00	00	00	00	00	00	00	00	00	00	00	00	00	00	00
D	00	00	00	00	00	00	00	00	00	00	00	00	00	00	00	00
E	00	00	00	00	00	00	00	00	00	00	00	00	00	00	00	00
F	00	00	00	00	00	00	00	00	00	00	00	00	00	00	00	00

Literature Received

A detailed description of the techniques employed in the manufacture of thick-film hybrid circuits is provided by a handbook, now available at £1.25 from Neohm (UK) Ltd, Italia House, 99 Windsor Road, Oldham, Greater Manchester.

Two brochures from GenRad deal with the 1795-B logic test system and the 1796 and 1799 digital analogue test systems, and the 2270 in-circuit test equipment. Copies can be had from GenRad Ltd, Norreys Drive, Maidenhead, Berkshire. WW401

Components for optical communications (i.e. ds, p-i-n diodes, laser diodes and complete transmitter/receivers) are described in a new bilingual catalogue from Thomson-CSF, Division Microonde, 101 Boulevard Murat, 75781 Paris, Cedex 16 France. WW402

Power supplies producing up to 1kW, including IEEE 488 types, are characterized in the new Kepco catalogue, which deals with o.e.m. models using switching and ferroresonant stabilizers. There is also a handbook section which presents 40 pages of the theory of design and application of this equipment. The book is obtainable from Techmaton Ltd, 58 Edgware Way, Edgware, Middx. HA8 8JP. WW403

Leaflet from Pascall Electronics Systems Ltd details the company's activities in the production of i.f. amplifiers, filters, phase-sensitive detectors and data acquisition for communications and navigation. It can be had from Pascall at Hawke House, Green Street, Sunbury-on-Thames, Middx. TW16 6RA. WW404

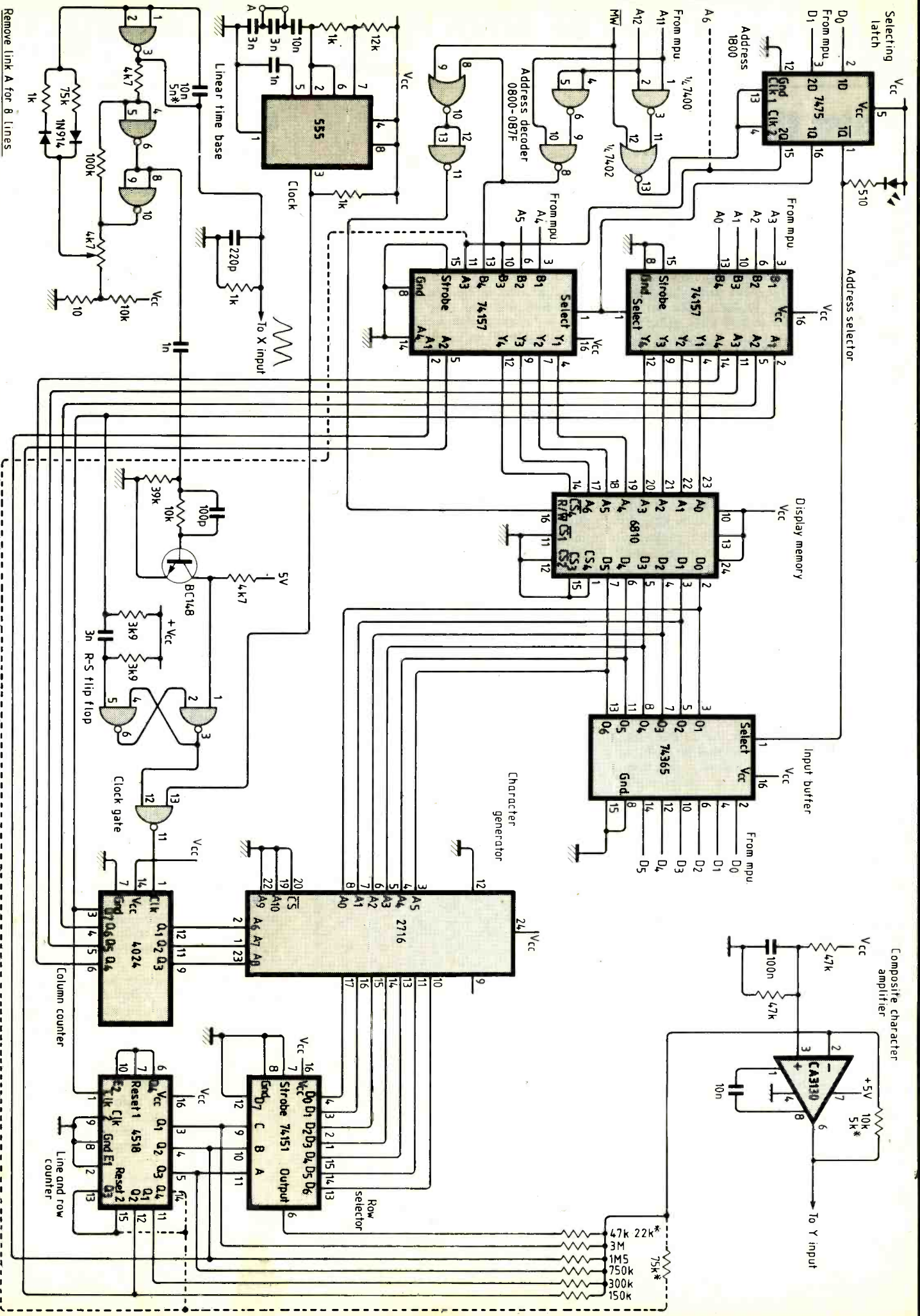
Dial Search is a list of broadcasting stations in Europe, in the long, medium and short (v.h.f./f.m.) bands. It assumes the use of an ordinary domestic radio with a built-in aerial, and provides lists of frequency, wavelength and direction from a spot near Eastbourne for each station (there is a map of the stations listed, which carries bearings and explains a method of adapting it to a different location). The book

costs £1.00 by post from George Wilcox, 9 Thurrock Close, Eastbourne, East Sussex BN20 9NF. WW405


The instrument division of the American Gould company (used to be Advance) has a catalogue of test and measuring gear, including oscilloscopes (real-time and storage), logic analysers, signal sources, counters, meters, etc. The address of the company is Gould Instruments Division, Roebuck Road, Hainault, Essex, IG6 3UE. WW406

Semiconductors, microprocessors and computer boards, connectors and a range of measuring instruments are among the 3000 or so products listed in the new catalogue from Abacus Electronics PLC, Kennet House, Pembroke Road, Newbury, Berks RG13 1BX. WW407

Operational and electrometer amplifiers, instrumentation modules, power supplies, panel-mounting instruments and other products for temperature measurement and control are the province of Ancom, who can supply a catalogue from Devonshire Street, Cheltenham, GL50 3LT. WW408



News of the Month



Very thin films

You may remember having seen 'marbled' paper. Colours are floated on the surface of water and when a sheet of paper is passed through the surface, the colours cling to the paper to make patterns rather like the veins in marble, hence their title. Between the world wars, Langmuir and Blodgett used a similar technique to deposit thin films, one molecule thick, onto solids. The films so produced are now called Langmuir Blodgett films and a group of academics and industrialists, under the auspices of the Science and Engineering Research Council, led by Professor Gareth Roberts of Durham University, are investigating the electrical properties of such films.

In order to get uniform films one molecule thick it is necessary to use special techniques: The material used to form the film needs to be 'amphipathic' - each molecule has one end attracted to water and the other end is 'fatty' and is repelled by water. When they are floated, such molecules 'stand' on the water surface and a solid dipped into the water can be coated with a monomolecular, oriented layer of the film. It is necessary to achieve a perfect film, unlike the marbled paper, without any holes or gaps, and this may be done by replenishing the supply of the molecules as they are used with a 'feedback' mechanism. Multi-layers can be built up, and the materials for the layers can be varied.

Applications for the films are many. For example, the success of silicon-based microcircuits is due largely to the fact that the silicon oxidizes rapidly and forms an insulating coat. Such a coat may be applied to other semiconductors by the film technique and Langmuir Blodgett films may also be used to insulate between layers in microcircuits. As the films are composed of organic molecules they are likely to respond more positively to external stimuli than inorganic materials and may be incorporated into transducers to measure changes in temperature, pressure or to sense the presence of gases. Organized layers may be built up using the Langmuir Blodgett technique which would be

difficult or impossible by any other means. This ability is likely to be exploited in future investigations of high temperature superconductors, organic semiconductors, conducting polymers and magnetic storage devices. Other potential applications are in the areas of integrated optics, where the ability to define accurately the thickness and refractive index of a material is important, and in electron beam lithography. Lipid molecules with their fatty and polar regions are suited to the technique and it is possible to build bilayer structures of lipids similar to those found in life. This incorporation of proteins and other constituents of living cells into the lipid layers allows accurate modelling of biological systems. There are further implications in the transducer field. If biological molecules such as antibodies and enzymes are incorporated within insulating films, it is then possible, for example, to propose field-effect devices for monitoring immunological response.

A large number of meetings and symposia are being organized for the researchers and interested bodies in this field and a large international conference on Langmuir Blodgett films is to be held at the University of Durham in September 1982.

Digital audio cassette player

JVC has announced the successful development of a p.c.m. cassette deck, which they claim is the world's first. The deck is designed for audio recording and playback and for the playing of pre-recorded cassettes. The deck offers the advantages of a cassette deck, such as convenient operation, portability and low cost with low distortion and high dynamic range. JVC have achieved a linear recording density of 46.3K b.p.i. with a two-way, four tracks per channel recording system with service tracks for random access, programme indication and other functions. The p.c.m. deck uses metal tape with a high coercive force. The tape transport has a direct drive capstan motor combined with a newly developed tape-tension servo system; it operates at a tape speed of 7.1cm/s with a playing time of 60 minutes. Despite the high recording density and the sampling rate of 33.6kHz, the 14-bit system uses a bi-parity error correction to ensure high stability.

A JVC spokesman told us that they have no immediate plans to launch the deck as they are hoping to establish standards and avoid some of the multiplicity of methods used for some other equipment, for example video discs.

Prospero continues to prosper

Engineers and scientists of the Royal Aircraft Establishment, Farnborough, met late last October at the Lasham, Hants, tracking station, to celebrate the 10th year in orbit of the only experimental/communications satellite to have been built and launched entirely by British technologists. Prospero was launched by a Black Arrow rocket from the Woomera range in South Australia


on October 28, 1971, and although intended to last for a year it is now expected to remain in orbit for another 140 years. This is due to its high elliptical orbit, which varies between 983 miles (1582km) and 340 miles (547km) above the earth.

The satellite's purpose was to carry out experimental work needed for the development of common services such as telemetry, data handling, telecommand and power switching, as well as the testing of ultra-lightweight solar cell arrays, optical and thermal surface finishes and hybrid circuit techniques. An additional role was that of micrometeoroid detector - this was sponsored by the University of Birmingham.

Modules designed for Prospero have been used in the technological satellite Miranda (X4), the X-ray astronomy satellite Ariel 5 (UK5) and the gamma and X-ray astronomy satellite Ariel 6 (UK6).

Several British companies contributed to the Prospero project, with British Aerospace (then British Aircraft Corporation) being responsible for the main structure and Marconi Space and Defence Systems for electronic aspects. The Solartron Electronic Group designed and assembled the automatic checking and control centre equipment, while Spembly Ltd provided operational support for the control and ground station, which, although of "dated" appearance, continues to receive meteorological data from the Tiros "N" series and two weather satellites in geostationary orbit - Meteosat 2 and Goes East. This data is transmitted to the BBC television weather service by way of telephone line and the Meteorological Office at Bracknell, Berks.

Black Arrow rocket launching the Prospero satellite in Australia.



Towards a cashless society — part 2

We used the above heading in October 1981 when we reported the use of a telephone pay card. We have heard now of two further examples of 'plastic money'. STC is to supply 400 electronic card authorisation terminals for use with American Express cards. When presented with a card the terminal can check instantly whether the card is on the lost or stolen list; it can read the customer's account number from the magnetically encoded stripe on the back of the card and can transmit the details of the transaction direct to the American Express computer via the public telephone network, which is connected automatically. The whole process takes seconds. The success of a similar system in the United States where over 5,000 terminals have been installed, has led to the introduction of the system into Europe.

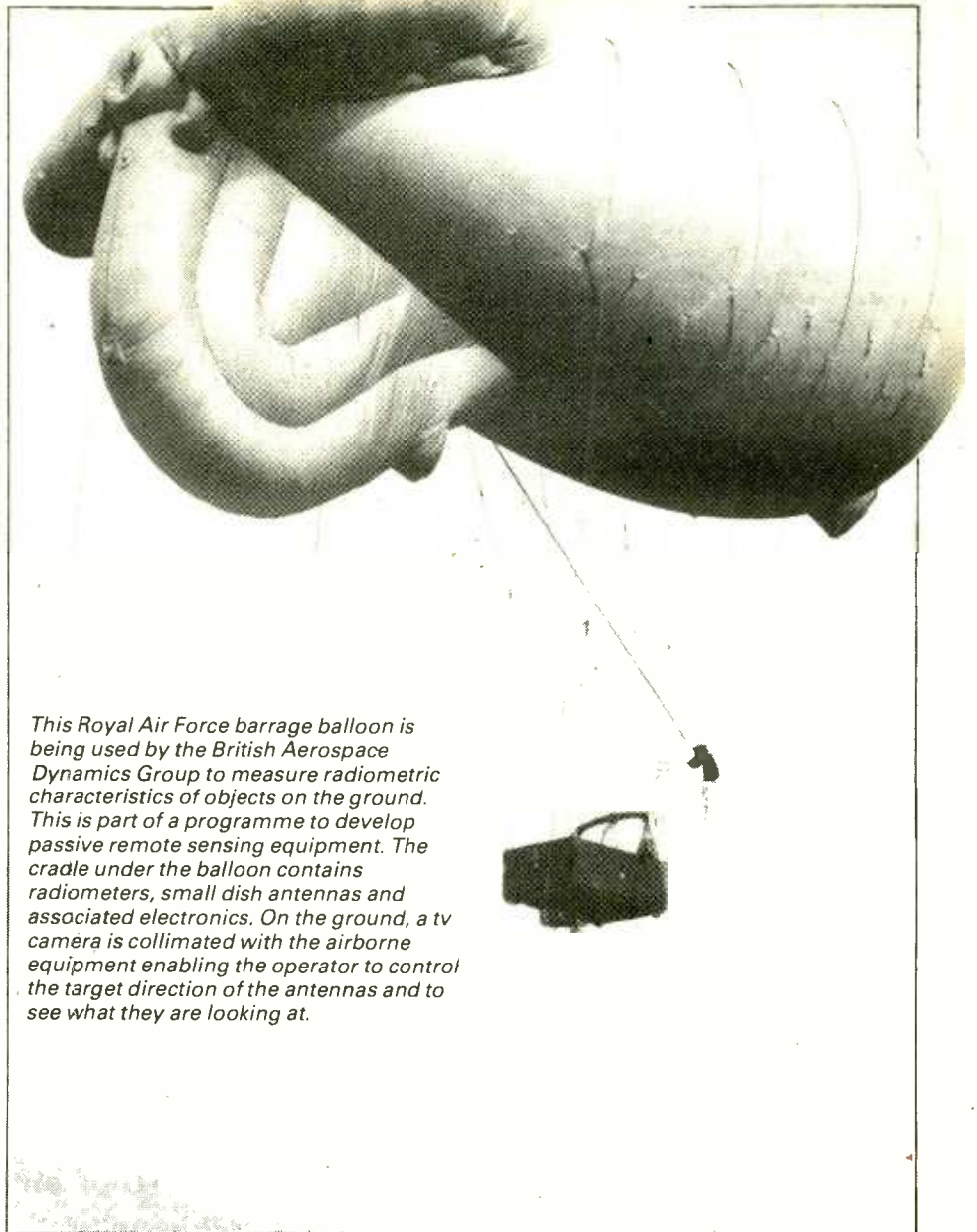
A very ambitious scheme comes from France where the Laboratoires d'Electronique et de Physique appliquée (LEP), with Philips Research, Radiotechnique-Compélec and Philips Data systems, is designing an electronic payment card for making purchases. Within the confines of the international credit card dimensions, including a thickness of only 0.76mm, they have fitted a microprocessor and an e.p.r.o.m. It also has magnetic strips for identification and registration so that it can be used for drawing cash automatically from a bank. The card may also carry information about the user and incorporate a passport photograph if required.

The payment card serves as a chequebook and has been designed for an experimental project in which the French banks and postal and telecommunications authorities are cooperating. The user can periodically arrange for his bank to enter an amount into the card's memory; this money is then available for making payments. A shop would have a terminal which could show the customer how much money is left on his card, the shop assistant could key in the amount of the transaction which is deducted from the card. The memory on the card can supply the details of the account number and bank so that the money can be paid directly to the shop.

In order to get the microcircuits into the



The electronic chequebook, the same size as a credit card contains a microprocessor and an e.p.r.o.m. The customer inserts it into a terminal while the assistant enters the transaction. The price is deducted automatically from the card (and from the customer's bank account!).



This Royal Air Force barrage balloon is being used by the British Aerospace Dynamics Group to measure radiometric characteristics of objects on the ground. This is part of a programme to develop passive remote sensing equipment. The cradle under the balloon contains radiometers, small dish antennas and associated electronics. On the ground, a tv camera is collimated with the airborne equipment enabling the operator to control the target direction of the antennas and to see what they are looking at.

thickness of a credit card that is also pliable, it was necessary to mount them on polyimide film by a method developed at LEP. The film contains all the interconnexions, and the microcircuits on the film are sandwiched between the top and bottom p.v.c. layers of the card. Cut-

outs in the upper surface of the card permit connection to the contact areas on the polyimide film to permit write-in and read-out. This work refers only to laboratory experiments at the moment and does not imply production or marketing of the system in the near future.

Bus pact

Four major electronics companies; Philips/Signetics, Mostek, Motorola and Thomson EFCIS, have announced their support of a microcomputer interconnect structure, the VME bus. The companies have agreed on a detailed specification for the bus, which is to be implemented on p.c.bs and backplanes meeting the DIN41612 and 41494 mechanical standards. This board form, popularly known as Eurocard, is an accepted standard in Europe and features industrial quality pin and plug style connectors as well as a highly modular format.

The VME system is based on Motorola's Versabus structure that has been employed in MC68000-based microcomputer system products. The other firms are all alternative sources for the 16-bit 68000 microprocessor unit. The VME bus is not limited in application to the

68000-based systems but has been designed with this microprocessor in mind.

The features of the VME bus include the ability to support both single and multiprocessor systems; supports 32-bit architecture; allows data transfers up to 20Mbytes/s; incorporates non-multiplexed asynchronous data transfer protocol; permits bus transfer requests via four lines with different priority levels; supports centralized or distributed system interrupt handling with seven interrupt priority levels; supports block mode transfers; supports read-modify-write cycle, as required for safe semaphore usage; provides reliability features including bus error, system fail and a.c. fail indicators.

The VME bus is deemed to be particularly suitable for industrial process control, intelligent terminals and digital network communications.

Video centre proposed

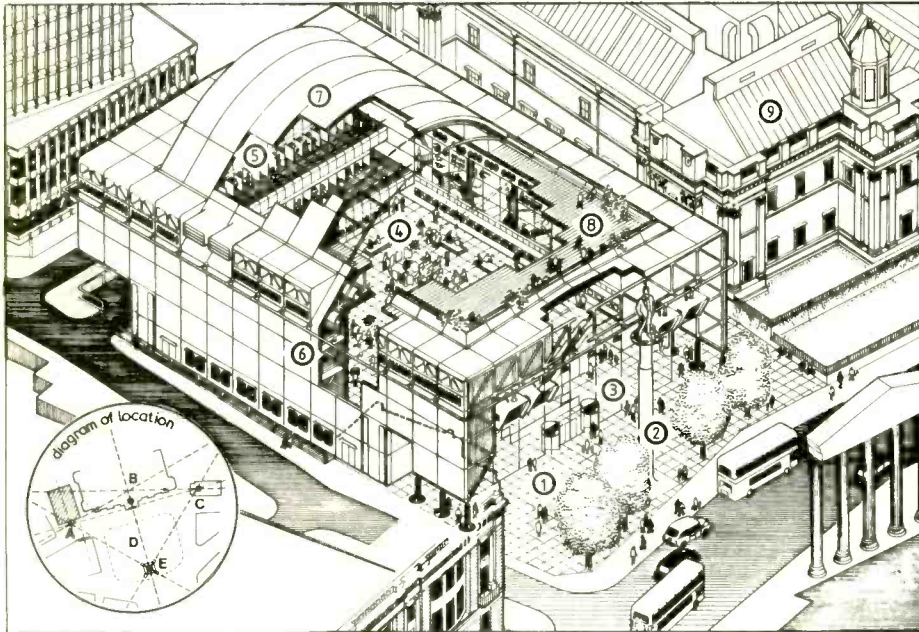
If the architects, Avery Associates, have their own way, they could be building a temple to the great god 'Video', in the heart of London, on the vacant site next to the National Gallery, Trafalgar Square. The building would have the title of National Video Archive and Visual Communication Centre - Video Viscom for short. It is planned to use the electronic technologies to bring together the electronics industry and the public in "a unique synthesis of scientific, cultural and entertainment facilities".

To give Avery their due, they have paid particular attention to the design of the building so that it will complement the surrounding buildings. It would be set back to create a new public plaza, dominated by a monument to the British

source would be displayed and it is thought that foreign governments or tourist boards would finance such a service to promote their countries.

The rooftop restaurant (7) and terrace (8) overlooking the square, offer rest and relaxation from all that viewing.

A cut-away view of the proposed Video Viscom; a video archive and video trade centre with many other uses. The inset shows its position in Trafalgar Square, London, next to the National Gallery (B) with views of St Martins-in-the-Fields (C) and Nelson's Column (E).



television pioneer J. Logie Baird. It is planned that there would be monitor screens high up on the front of the building to attract the public.

Inside the entrance foyer (No. 3 in the picture) a visitor is loaned a pair of headphones with a miniature remote control and receiver unit. With this he can select the sound track of the programme showing on any of the large video screens around the hall (4). Some of the screens can provide information such as catalogues of the contents of the centre and it would be possible for the visitor to select programmes. A two-way transmitter in the hand-held control unit would allow him to contact a control centre or advice bureau. It is also planned that there would be a wide variety of video games to play.

The centre would be a meeting place for the video industry; conference halls and meeting rooms would be available. It would also be their showroom, and they would be able to display and demonstrate their wares. The building is designed to be flexible so that the displays may be changed or new techniques demonstrated without disrupting the running of the centre.

At the far end of the hall (5) there would be galleries of study carrels, provided for users of the National Video Archives. They would have access to a very large data base of films or video programmes. It is envisaged that the material would all be stored on video discs in some remote warehouse linked to the Viscom Centre by a fibre optic land line with an automatic storage and retrieval system.

Meanwhile, in the main hall, there would be a large number of small screens which could display programmes received direct by satellite from around the world. Information as to the

Trans-Pacific cable

An undersea telecommunications cable, eight thousand nautical miles long, will link Australia and New Zealand to Canada, by way of Norfolk Island, Fiji and Hawaii. It will provide 1380 simultaneous telephone circuits. Called Anzcan the system is scheduled to be designed, manufactured and installed by August 1984.

The whole Anzcan project will cost £160 million and the major part of the order has been won by Standard Telephones and Cables (STC) London, against international competition. It is thought to be the largest single export order ever received by the British telecommunications industry. STC Sydney are to manufacture almost half the 1,000 electronic repeaters which will be spaced at regular intervals along the cable, and with this project and a new factory at Liverpool, New South Wales, Australia joins the league of those few nations able to manufacture these complex devices.

The Nippon Electric Company will be responsible for the link from New Zealand to Norfolk Island.

Emmy for Marconi


At their annual awards ceremony, the National Academy of Television Arts and Sciences, in the USA, recognised the pioneering work done by Marconi in tv cameras. The award was given for "Engineering innovation in the design and development of a system for the automatic alignment of colour television studio cameras". This refers to the development of the Marconi Mark VIII colour tv camera, introduced in 1970, which was the first to include the automatic registration of the three camera images, which need to coincide to an accuracy of less than one part in a thousand. The adjustment of colour balance is very easy; the camera is exposed to a reference white in the scene immediately prior to the actual transmission since this setting is a function of the lighting and may vary with the time of day on outside broadcasts.

Radio London gets slanted

A new antenna has been supplied to the BBC by GSA (C&S Antennas Ltd) as part of the equipment to be installed at Crystal Palace when the Radio London transmitter moves there from Wrotham. Each of the 16 elements has a slot radiator at a fixed angle 45° to the reflector screen. This gives a slant polarised transmission, adding a vertical component to the usual horizontal transmission. The vertical component will make it easier for car and portable radios to receive the station and the Crystal Palace transmitter is the first to offer slant polarisation from the BBC who intend to extend the system to all their v.h.f./f.m. transmitters, as

part of their modernisation plans. There has been some criticism of slant polarisation as the vertically polarised part of the signal may be more prone to multipath distortion (see Pat Hawker, *Wireless World* April 1981, pp. 83-85 and the letter from D. P. Leggett in June 1981, p. 45).

Derek East, head of transmitter capital projects department at the BBC discussing the aerials to be installed at the Radio London transmitter at Crystal Palace with Cyril Whitebread, managing director of CSA, who supplied them.



First time on Earth.



**SHARP
MZ80B**

Sharp bring you the MZ80B.

A machine that offers you functions previously only associated with more powerful, more expensive computers; that gives you versatility to handle a huge range of software and hardware applications in scientific, business and personal use.

The MZ80B opens up a new world of graphic display potential, more flexible data storage and retrieval, and ease of operation.

Here is the computer from the future. Available today.

Stunning Graphic Display.

Seeing is believing. The large-screen, high-focus, green-face display incorporated in the MZ80B gives you high-resolution graphics of 320 x 200 dots.

An additional graphic RAM can be added which allows another 320 x 200 dot resolution pattern to be displayed.

This dual high-resolution graphic ability is especially useful for simulating and displaying a dynamic picture. It can display 40 characters x 25 lines or 80 characters x 25 lines via software switching.

In addition there are facilities for full, on-screen editing, reverse video, partial scrolling and a full range of graphic symbols.

Character and Graphic Printer.

This fast, quiet printer will reproduce your graphic displays and, of course, print-out upper and lower case letters and symbols. A tractor/friction feed version is also available.

Data Storage/retrieval.

The MZ80B has a remarkable memory. 64K of RAM. And that constitutes all the memory area, giving flexible storage of any computer language and its software. The cassette deck is electromagnetically-controlled, with a data transfer speed of 1800 bits/sec combined with a unique

programme search facility to make data storage and retrieval super-fast.



A typewriter-style keyboard incorporates characters and symbols plus a numeric key-pad and ten user-definable keys for fast and simple operation.

BASIC is, of course, provided with Z-80 Assembler Packages, PASCAL and a BASIC compiler.

Floppy Disk Drive.

A twin Floppy Disk Drive unit can be added which will give you 560 bytes of storage on double-sided, double-density disks.



Comprehensive Documentation.

Each MZ80B comes complete with a full set of documentation including an owners' manual giving full circuit diagrams, a monitor reference manual and programming manuals.

Interfaces

RS-232C and IEEE Interfaces are available from January 1982 allowing the MZ80B to communicate with scientific instruments and other peripherals.

CP/M*2.2

CP/M* is also available making a wide range of packages immediately available including wordprocessing, financial modelling, data base management to mention but a few. CP/M* also increases the disk capacity to 680K.

(CP/M* is a Trade Mark of Digital Research Ltd).

SHARP
First, and foremost

SHARP ELECTRONICS (UK) LTD., COMPUTER DIVISION,
SHARP HOUSE, THORP RD., NEWTON HEATH,
MANCHESTER M10 9BE. TELEPHONE 061-205 2333

Why on Earth don't you find out more?



Please send me full information on the Sharp MZ80B computer.

Name

Address

Tel:

To: Sharp Electronics (UK) Ltd., Computer Division,
Sharp House, Thorp Road, Newton Heath,
Manchester M10 9BE. Telephone 061-205 2333.

(WR1/82)



COMPUTER WAREHOUSE

NOW OPEN
MONDAY-SATURDAY
9.30-5.30

BULK BUY SPECIALS



RAM SCOOP
 4116 200 NS 8 for £12.95
 2102-650 NS 8 for £5.50
 INC VAT


25 WAY "D" CONNECTORS			
	50+	100+	
.25p	1.70	1.10	0.95
.25S	1.90	1.20	1.00
ALL + VAT			

WIRE WRAP SKTS.
 24 Pin Vero 28p
 14 Pin Gold 22p
 18 Pin Gold 24p
 100 PCS Min Ord.

C10 DATA CASSETTES
 10 for £5.75
 Inc. VAT

RF CONNECTORS
 50Ω BNC PLG 50p
 75Ω BNC PLG 50p
 PL258 PLG 40p
 50239 SKT 35p
 100 PCS MIN ORD.


TELETYPE ASR33 I/O TERMINALS



From £195 + CAR + VAT

Fully fledged industry standard ASR33 data terminal. Many features including: ASCII keyboard and printer for data I/O, auto data detect circuitry, RS232 serial interface, 110 baud, 8 bit paper tape punch and reader for off line data preparation and ridiculously cheap and reliable data storage. Supplied in good condition and in working order. Options: Floor stand £12.50 + VAT
 Sound proof enclosure £25.00 + VAT

ICL TERMI PRINTER 300 BAUD TERMINALS



REDUCED TO CLEAR

NOW ONLY £80 + CAR + VAT

Made under licence from the world famous GE Co. The ICL TermiPrinter is a small attractive unit with so many features it is impossible to list them in the space available! Brief spec. as follows: RS232 serial interface, switchable baud rates 110, 150, 300, 130 cps), upper and lower case correspondence type face, standard paper, almost silent running, form feed, electronic tab settings, suited for word processor applications plus many more features.
Supplied complete, in as seen condition, no guarantee.

MPU EXPERIMENTORS + 5v, 12v, 24v POWER SUPPLY

Once again we are very pleased to offer this superb Power Supply Unit, and hope to satisfy most of our previous customers who were disappointed when we sold out due to demand last time they were advertised!!! These units may just have well been made for your lab., they consist of a semi-enclosed chassis measuring 180mm x 120mm x 350mm containing all silicon electronics to give the following fully regulated and short circuit proof outputs of:
 +5v @ 2 amps DC +12v @ 800 ma DC
 -12v @ 800 ma DC +24v @ 350 ma DC
 and if that's not enough a fully floating 5v output @ 50 ma DC which may be seriesed to give a host of other voltages. All outputs are brought out to the front panel via miniature jack sockets and are also duplicated at the rear on short flying leads. Units accept standard 240v mains input. They are ex GPO and may have minor scratches on the front panels, they are sold untested but in good internal condition. **£16.50 each + £2.50 p+p complete with circuit and component list. Transformer guaranteed. HURRY WHILE STOCKS LAST!!**

HIGH SPEED DATA MODEMS

A superb piece of engineering made by SE Labs Ltd. to a "no cost spared" spec for the GPO, the Modem 12 is a synchronous Modem for use on DATEL 2412 services, or other data links. Many features include switchable V28 modulation, 2400 baud full duplex 600/1200 standby, auto answer, 4 wire or 2 wire operation. Self test, LED status indicator, CMOS technology, modular construction, original cost over £700 each. Believed brand new, supplied complete with PSU etc.
£185.00 + £9.50 carriage + VAT.
 *Permission may be required for connection to PO lines.

DIABLO S30 DISK DRIVES

Another shipment allows us to offer you even greater savings on this superb 2.5 MB (formatted) hard disk drive. Two types are available both fully refurbished and electronically identical, the only difference is the convenience of changing the disk packs.
S30 front loader, pack change via front door £550 + vat
S30 fixed, pack change via removal of top cover £295 + vat
 + & - 15v PSU for 2 drives £125 + vat
SPECIAL OFFER new, 12 sector packs £20 + vat carriage & insurance on drives £15.00 + vat fully DEC RK05, NOVA, TEXAS compatible further info on controllers etc on request.

NATIONAL MA1012 LED CLOCK MODULE

★ 12 HOUR
 ★ ALARM
 ★ 50/60 HZ



The same module as used in most ALARM/CLOCK radios today, the only difference is our price! All electronics are mounted on a PCB measuring only 3" x 1 1/2" and by addition of a few switches and 5/16 volts AC you have a multi function alarm clock at a fraction of cost. Other features include snooze timer, am/pm, alarm set, power fail indicator, flashing seconds cursor, modulated alarm output etc. Supplied brand new with full data only
 Suitable transformer £1.75. **£5.25**

MAINS FILTERS

Professional type mains filters as used by "Main Frame Manufacturers" ideal for curing those unnerving hang ups and data glitches. fit one now and cure your problems! Suppression Devices SDB A10 5 amp £6.95
 Corcom Inc F1900 30 amp £13.95 + pp £1.00

MUFFIN FANS

Keep your equipment Cool and Reliable with our tested ex-equipment "Muffin Fans" almost silent running and easily mounted. Available in two voltages. 110 V.A.C. £5.05 + pp 90p OR 240v A.C. £6.50 + pp 90p. DIMENSIONS 4 1/2" x 4 1/2" x 1 1/2"


ELECTRONIC COMPONENTS & EQUIPMENT

66% DISCOUNT

Due to our massive bulk purchasing programme which enables us to bring you the best possible bargains, we have thousands of I.C.'s, Transistors, Relays, Cap's, P.C.B.'s, Sub-assemblies, Switches, etc. etc. surplus to our requirements. Because we don't have sufficient stocks of any one item to include in our ads., we are packing all these items into the "BARGAIN PARCEL OF A LIFETIME" Thousands of components at giveaway prices! Guaranteed to be worth at least 3 times what you pay plus we always include something from our ads. for unbeatable value!! Sold by weight

2.5kds £ 4.75 + pp £1.25 5kds £ 6.75 + pp £1.80
 10kds £11.75 + pp £2.25 20kds £19.99 + pp £4.75

THE PRINTER SCOOP OF THE YEAR THE LOGABAX Z80 MICROPROCESSOR CONTROLLED LX180L MATRIX PRINTER



A massive bulk purchase enables us to offer you this superb professional printer at a fraction of its recent cost of over £2000. Utilising the very latest in microprocessor technology, it features a host of facilities with all electronics on one plug in P.C.B. Just study the specification and you will instantly realise it meets all the requirements of the most exacting professional or hobbyist user.

STANDARD FUNCTIONS ★ Full ASCII character set ★ Standard ink ribbon ★ RS232/V24 serial interface - 7 xtal controlled baud rates up to 9600 ★ 194 characters per line ★ Parallel interface ★ Handshakes on serial and parallel ports ★ 4 Type fonts, italic script, double width, italic large, standard ★ Internal buffer ★ Internal self test ★ 170 CPS ★ Variable paper tractor up to 17.5" wide ★ Solid steel construction ★ All software in 2708 eeproms easily reconfigured for custom fonts etc.

All this and more, not refurbished but BRAND NEW At Only **£525 + VAT**
 Also available identical to above LESS Electronics Card **£250 + VAT** + carriage and ins. £18.00 + VAT
OPTIONAL EXTRAS ★ Lower case £25.00 ★ 16K buffer £30.00 ★ Second tractor for simultaneous dual forms £85.00 ★ Logabax maintenance, P.O.A.

8" FLOPPY DISK DRIVES

Yet again we've managed to secure a large shipment of tomorrow's technology at prices as yet unheard of!! And as with most of our purchases can pass these savings direct to you!! The DR 7100 & 7200 8" floppy disk drives have many inbuilt features to provide literally any BUS configuration with full daisy chain via internal jumpers 77 tracks on the single sided 7100 give upto 0.8 MB of data and 154 tracks on the 7200 double sided drive give a massive 1.8 MB of data. Many other features such as soft or hard sectoring, IBM or ANSI standards, only 240v AC, +24 & +5 v dc power requirements, and our unbelievable prices make these drives a snip.
 Supplied BRAND NEW and boxed complete with user manual:
7100 single sided £225.00 + 8.50 ins. & carr. + vat.
7200 double sided £295.00 + 8.50 ins. & carr. + vat.
 Full technical manual available £7.50 write or phone for more details.



LAMBDA DEC CORNER

LMC C5V 5V 10 AMP PSU, 240V NEW £45 + VAT + £2.50 P&P

DEC TU60 TWIN CASSETTE DRIVE ... £375 + VAT
 PDP1105 MINI I/O MEMORY, CPU ETC. £450 + VAT
 LS11132K BYTE CMOS MEMORY CARDS £295 + VAT
 RK05 MEMOREX DISK PACKS (12 sector) £20.00 + VAT
 LS11102 PROCESSOR CARD £275.00 + VAT
 ** All types of DEC equipment purchased for cash **



ELECTRONICS

Dept. WW, 64-66 Melfort Rd., Thornton Heath, Croydon, Surrey. Tel: 01-689 7702 or 01-689 6800
MAIL ORDER INFORMATION
 Unless otherwise stated all prices inclusive of V.A.T. Cash with order. Minimum order value £2.00-Prices and Postage quoted for UK only. Where post and packing not indicated please add 80p per order. Bona Fide account orders minimum £20.00. Export and trade enquiries welcome. Orders despatched same day where possible. 3% surcharge on Access and Barclaycard orders.

SOFTY 1 & 2 EPROM BLOWER

Software development system invaluable tool for designers, hobbyists, etc. Enables open heart surgery on 2716, 2708 etc. Blows, copies, reads EPROMS or emulates EPROM/ROM/RAM in situ whilst displaying contents on domestic TV receiver. Many other features. £115 + carr. + VAT. Optional 2716, 2716 Function Card £40 + VAT. PSU £20 + £1.50 carr. + VAT.
Softy 2 for 2716/2732 £169 + VAT
 Write or phone for more details.

9" VIDEO MONITORS

Ex-equipment 9" Motorola Video Monitor 75Ω composite input, tested but unguaranteed. £30.99 + £7.50 carriage + VAT. Complete with circuit.

SEMICONDUCTOR 'GRAB BAGS'

Mixed Semis amazing value contents include transistors, digital, linear, I.C.'s, triacs, diodes, bridge recs., etc. etc. All devices guaranteed brand new full spec with manufacturer's markings, fully guaranteed. 50+ bag £2.95 100+ bag £5.15 TTL 74 Series
 A gigantic purchase of an "across the board" range of 74 TTL series I.C.'s enables us to offer 100+ mixed "mostly TTL" grab bags at a price which two or three chips in the bag would normally cost to buy.
 Fully guaranteed at I.C.'s full spec. 100+ £8.90 200+ £12.30 300+ £18.50

RCA FULLY CASED ASCII CODED KEYBOARDS



IDEAL - TANGERINE, OHIO, ETC.

Straight from the U.S.A. made by the world famous R.C.A. Co., the VP600 Series of case freestanding keyboards meet all requirements of the most exacting user, right down to the price! Utilising the latest in switch technology. Guaranteed in excess of 5 million operations. The keyboard has a host of other features including full ASCII 128 character set, user definable keys, upper/lower case, rollover protection, single 5V rail, keyboard impervious to liquids and dust, TTL or CMOS outputs, even an on-board tone generator for keypress feedback, and a 1 year full R.C.A. backed guarantee.
VP601 7 bit fully coded output with delayed strobe, etc. **£43.95**
VP611 Same as VP601 with numeric pad **£54.95**
VP606 Serial, RS232, 20MA and TTL output, with 6 selectable Baud Rates. **£84.26**
VP616 Same as VP606, with numeric pad, Plug and cable for VP601, VP611, £2.25 **£84.34**
 Plug for VP606, VP616 **£2.10**
 Post, Packing and Insurance. **£1.95**
ORDER NOW OR SEND FOR DETAILS.

5v D.C. POWER SUPPLIES

Following the recent "SELL OUT" demand for our 5v 3 amp P.S.U. we have managed to secure a large quantity of ex-computer systems P.S.U.'s with the following spec.: 240 or 110v A.C. input. Outputs of 5v @ 3.4 amps, 7.2v @ 3 amps and 6.5v @ 1 amp. The 5v and 7.2v outputs are fully regulated and adjustable with variable current limiting on the 5v supply. Unit is self contained on a P.C.B. measuring only 12" x 5" x 3". The 7.2v output is ideal for feeding "on board" regulators or a further 3 amp LM323K regulator to give an effective 5v @ 7 amp supply.
 Supplied complete with circuit at only **£10.95 + £1.75 pp.** Believed working but untested, unguaranteed.

Automated direction finder

Offshore navigation aid samples radio and compass signals to give averaged magnetic bearing

by John Barratt, Sysmaster Ltd

Over the last 25 years a multitude of r.d.f. sets have been introduced as the number of marine beacons expanded, ranging in price from £50 to nearly £2000. At the lower end of the market, manual sets predominate with aerial, compass and radio in a single hand-held pack. More recent designs use digitally synthesized tuning, giving a much simplified keyboard entry of frequency. But the problem remains that on a heavily pitching boat keeping the unit stable and homed to a beacon was extremely difficult. At best, under reasonably stable conditions, accuracies of $\pm 5^\circ$ could be attained; in bad weather it is more likely to be $\pm 20^\circ$ or worse. At the upper end of the market are the so-called automatic d.f. sets that use two matched orthogonal loops and display a ship's head relative bearing on a circular dial. Whilst they perform well in a calm environment, in heavy seas where the heading of the vessel can vary dramatically the operator has to monitor simultaneously the r.d.f. bearing and the current heading of the vessel. Plainly a difficult task prone to error.

What was needed was a truly automatic radio direction finder which would provide a magnetic bearing to the beacon automatically and unambiguously. Assigning the difficult task of determining the null position of the signal to a machine, the navigator was freed to concentrate on the specific skills of navigation. The machine should operate consistently regardless of sea state or weather conditions and providing a much higher level of navigational accuracy. Fortunately technology has enabled sufficient "intelligence" to be incorporated in the form of a microprocessor to produce a significantly improved d.f. system at a price comparable to existing a.d.f. receivers.

The dominating factor in considering implementation options was the microprocessor. With flexibility limited simply to program store size and machine run time, the possible levels of integration of radio functions to computer functions was enormous. In addition, sensor design could be re-assessed as the processor would be used to enhance data from a low grade (cheaper) source. The criteria for deciding on an implementation path were low cost of material, minimum assembly and test time, maximum interchangeability of assemblies, and performance equal to or better than conventional d.f. receivers. Some of these decisions had to be made at an early

stage and looking at the design in retrospect we can see that some of our assumptions were wrong. In particular, our concern about cost of electronic components was probably over-emphasized — prices have dropped dramatically. One particular microprocessor component for which we originally paid £40 and budgeted at £15 is now costing £4.

To simplify interchangeability and testing we decided on a conservative approach to integrating the receiver with the processor keeping the interface simple (seven wires plus power). This reduced the number of microprocessor interface components and made the design of the receiver relatively independent of the microprocessor.

The two primary sensors are the compass and the aerial. For the aerial, a rotating ferrite rod offered the processor a potentially large amount of data. Current aerial position could be simply a single index pulse to indicate the aerial passing through 000° , as the processor could calculate aerial speed and therefore instantaneous position. Alternative approaches for the compass included low sensitivity flux gates for indirectly sensing the earth's field using an existing compass; high sensitivity gimbed flux gate for direct sensing and a strapped-down three-axis flux gate with axis transformation. The later system is an extremely elegant approach; but to maintain long-term stability some kind of attitude sensor would be required whose cost would largely offset any savings in static sensor array. The solution chosen uses a direct-sensing gimbed system with excitation circuits which produce two outputs proportional to the sine and the cosine of the impinging horizontal field.

On the digital side the design was dictated essentially by the requirements of the other sections of the system, e.g. number of input/output lines, analogue input/output requirements, processor speed and capacity. These factors were matched against the available microprocessor systems and a short list produced.

Principal units are the navigation unit which houses the microprocessor system radio receiver and displays and controls, an aerial unit which comprises two aerials and associated amplifiers and a compass sensor unit. The primary sensor elements of the direction finder comprise a rotating ferrite rod antenna and a short whip aerial to provide omnidirectional reception for station identification. In combination the aerials are used to resolve the 180° ambiguity inherent in the ferrite

rod aerial. The microprocessor samples the output from the radio and calculates the azimuth of the transmitter. An input from a remote flux-gate compass is used to convert the azimuth to a magnetic bearing which is then displayed on the front panel of the navigation unit. Successive samples are averaged to give a best estimate of angle.

In addition to digital operation at the man-machine interface there were fairly complex signal processing functions to be performed together with a diversity of other tasks such as time keeping, mode and data memory functions, frequency division, display refresh and system control. Taken together these tasks added up to a potentially complex piece of equipment. While each of these functions could have been implemented with discrete special-purpose circuits, the amount of hardware required to provide all the facilities would have been prohibitive both in terms of price and of the size of the equipment. In addition, further changes to functions beyond the original specification would involve modifications to the hardware and hence component and p.c.b. changes with the inevitable impact on production.

The essential difference when adopting a microprocessor solution is the inherent flexibility of the hardware and its ability to perform a multitude of different tasks defined simply by the contents of the operational program. The limitations to this flexibility are principally confined to the speed of the processor, the size of the program and data store and the number of interfaces provisioned.

A further and important feature of a microprocessor system, particularly when applied to a commercial/consumer system, is the potential for value-added features which can be provided by additional programs. This can both extend the life of the product and broaden the product range whilst maintaining the same production line for product variants. It is not unreasonable to envisage two or three products identical in production terms offering quite different facilities and covering perhaps two-to-one selling price range.

Method of operation

A chain-dot line broadly depicts the interface between hardware and software functions in the large diagram, but software is an integral part of the engineering of the unit. System performance depends initially on the quality of the data available which relates to the performance of

the primary sensors: aerial-radio combination and the compass. The way information is used by the processor also contributes to the final performance of the system, particularly under noisy and/or high dynamic conditions.

Output from each aerial enters a broadly tuned circuit followed by a single stage of amplification on each channel. Tuning is achieved by variable-capacitance diodes with a control from the phase-locked loop local oscillator. The gain of the whip aerial amplifier is variable to enable the gains of the rod and whip aeriels to be balanced when summing. The output from either or both channels is switched into the r.f. feeder under control from the microprocessor. Mechanical rotation is effected by a small d.c. motor and gearbox. Coupled to the output drive shaft is a magnet which triggers a Hall-effect device every revolution of the shaft.

The front end of the receiver is tuned by a three-stage passive filter giving a bandwidth of approximately 10kHz and after impedance conversion matched into a 455kHz notch filter and f.e.t. mixer. Ceramic filters are used before the first i.f. gain stage and before the final gain stage giving a narrow bandpass of 3kHz. Output from is produced to both an a.m. detector for a.g.c. and audio output and to a product detector driven from a b.f.o. This output is filtered by an LC filter to give an effective bandwidth of 300Hz for the signal strength output.

Oscillator frequency is synthesized by a phase-locked loop whose reference frequency is 100Hz. The microprocessor divides the local oscillator output by the desired frequency ratio (455kHz above required signal frequency). The 100Hz is also used by the microprocessor for its primary timing functions.

Basic directional information is presented to the processor as a continuously varying signal proportional to signal strength over 360° of aerial rotation. A single pulse is also generated each time the aerial passes through the vessel's head. Fig. 1 shows a typical waveform of the rod alone and the combined whip aerial. With marine beacons the microprocessor has 25 seconds to establish a solid bearing after which the beacon returns to its ident code before switching off (see Fig. 2) - about 60 revolutions of the aerial. To obtain a statistically useful number of measurements the acquisition time of the bearing calculation must be limited. This requirement and the limited data store available, meant a fresh look at the method of data extraction; most data correlation techniques require many input cycles and long data strings. What is needed is a quick initial result, with minimum data store and a manageable processor time load. The method chosen can establish a bearing in about eight cycles of the aerial including establishing the polarity of the bearing.

Under good listening conditions the d.f. waveform (rod only) looks like a rectified sine wave, Fig. 1. In practice

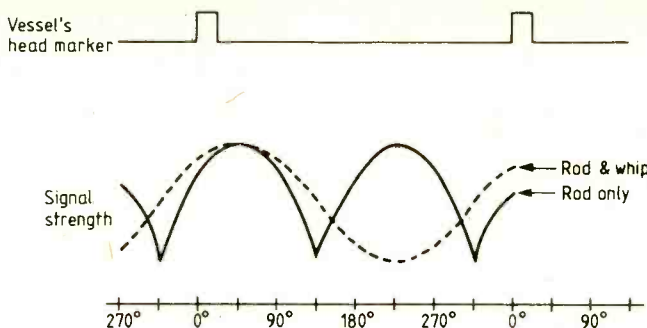


Fig. 1. Directional information is presented to the processor as a varying signal proportional to signal strength over 360° of aerial rotation. A single pulse is also generated each time the aerial passes through the vessel's head.

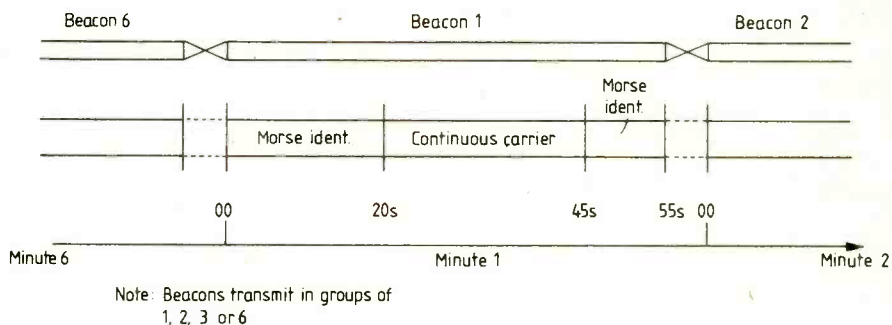
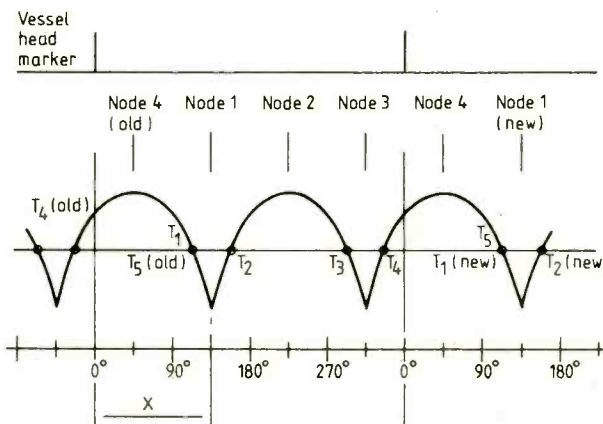


Fig. 2. Marine d.f. beacons, normally synchronized to g.m.t., give 25 seconds in which to establish a bearing - about 60 revolutions of the aerial.



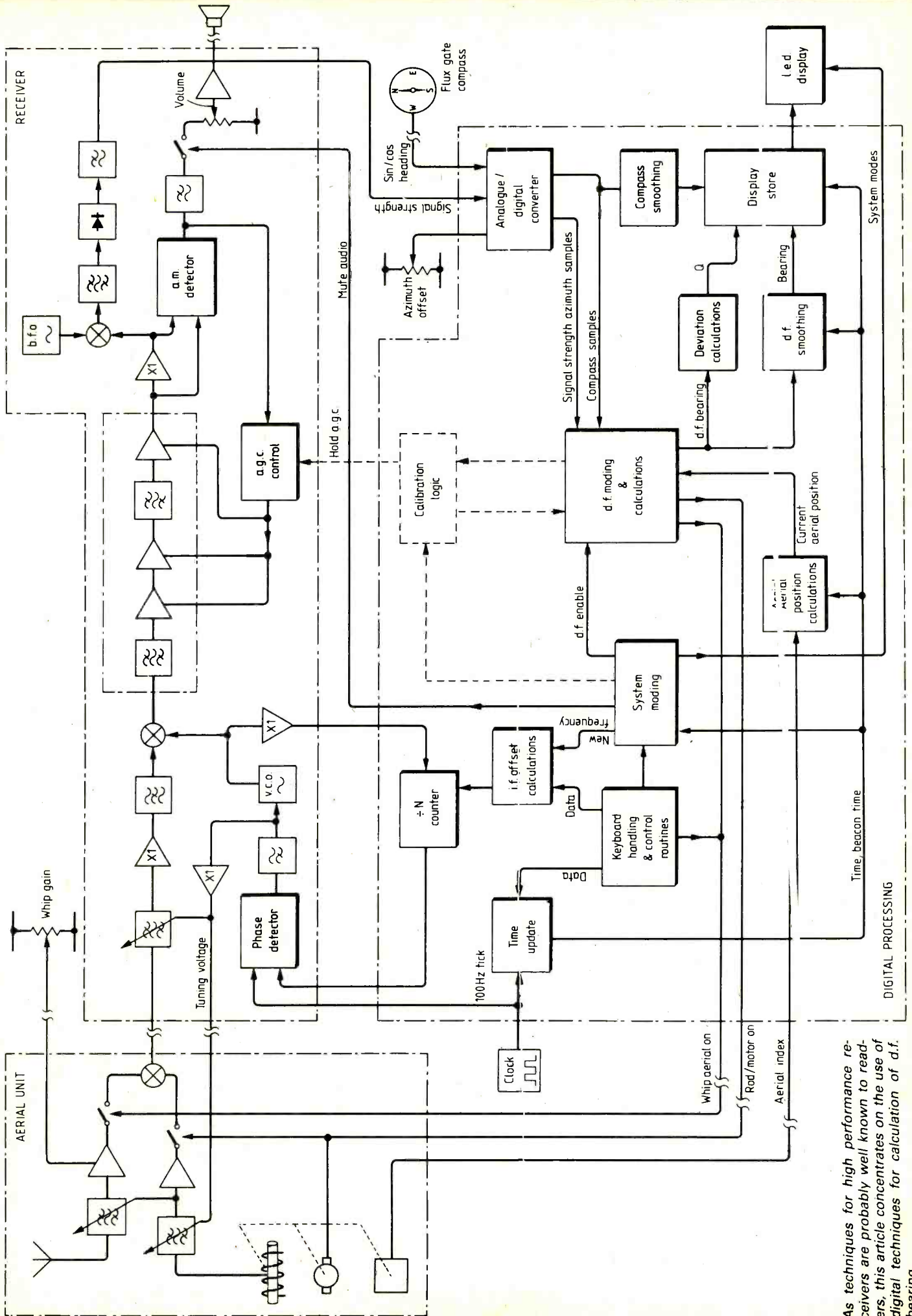
		Node calculations		$X = \frac{\left(\frac{T_1 + T_5}{2}\right) + T_2 + T_3 + T_4}{4} + 540^\circ$
Node 1	$\frac{T_1 + T_2}{2} = X^\circ$	Node 3	$\frac{T_3 + T_4}{2} = X + 180^\circ$	
Node 2	$\frac{T_2 + T_3}{2} = X + 90^\circ$	Node 4	$\frac{T_4 + T_5}{2} = X + 270^\circ$	

Fig. 3. Algorithm samples points at which waveform crosses mean value, calculated from previous cycle, to give four node values. Bearing relative to vessel's head is then converted to a magnetic bearing.

however the instantaneous position of the peak tends to move due to noise on the waveform. Similarly, with weak signals the null becomes very rounded as it approaches the noise floor. An algorithm samples the point at which the waveform crosses the mean value of the waveform calculated from the previous cycle. This significantly reduces the amount of data required to be stored and processed, whilst sampling the waveform at the point least susceptible to noise. By taking the centre between these crossover points the four-node points of the waveform can be established. And by summing the nodes it is possible to extract an average

position X to the first node, Fig. 3. This calculated position is then compared against the approximate positions of the measured maximum and minimum to establish whether it measures a peak or a null. If it coincides with a null the angle is offset by 90° to bring it in line with one of these peaks. At this stage the routine has calculated the bearing relative to the vessel's head (azimuth) in a range 0 to 180°. It is now necessary to correct it for ambiguity and convert it to a magnetic bearing.

At the beginning of a d.f. cycle during acquisition, the sense of the bearing is established by summing the d.f. and



As techniques for high performance receivers are probably well known to readers, this article concentrates on the use of digital techniques for calculation of d.f. bearing.

whip aerial signals. The phasing of the two aeriels is such that when the rod aerial is facing the transmitter the signals are in phase and add. Conversely, when the rod is facing away from the transmitter the signal phases are in opposition and therefore subtract. The approximate position of the maximum of the signal under these conditions is measured by the processor, corrected for vessel's heading and stored. To correct the current azimuth, the stored sense value is converted back to the azimuth by subtracting the current heading. This value is then compared with the current azimuth and if it coincides within a predefined window the angle is accepted as correct. If it does not, 180° is added to the value and the test repeated. The vessel's compass heading is then added to the corrected azimuth to obtain the bearing to the station.

To maintain a stable display and to improve accuracy successive bearing samples are accumulated in a filter and averaged over the measurement period. In addition, the variance of the bearing from the mean is monitored and a quality factor of 0 to 7 calculated. This value is displayed together with the bearing after the measurement and assists the operator in selecting the best set of bearings to plot his position. The algorithm described has assumed a clear noise-free input signal. Inevitably, this is not the case when working in the 200 to 500kHz frequency band and it is necessary to overlay the process with a series of data checks to ensure that valid data is being processed. At each stage of the processing checks are made to ensure that data corrupted by noise are rejected if it affects the values being calculated.

- Checks on the crossover data cover number of crossovers per revolution and consistency in their spacing
- Checks on the node calculations establish that the nodes add up to 360° and there is approximately 90° between nodes.
- Checks on correlation against the sense measurements are made and the entire cycle rejected if correlation is not present.

The algorithm has been organized to run on the processor in a sequential manner, each revolution of the aerial incrementing the sequence by one step, an approach that ensured predictable and controllable sequencing. Fig. 4 shows the order of sequencing from initiating d.f. mode through to continuous d.f. measurement revolutions. The sequence is the minimum sequence and could take longer if any of the data checks failed.

Between each aerial mode change (i.e. whip only, to whip summed with rod, to rod only) a settling revolution is initiated to allow the a.f.z.c. of the receiver to stabilize after the transients generated by switching the aeriels.

The d.f. cycle commences with a settling revolution with the aeriels switched in the sense mode (i.e. with both whip and rod aeriels active). The sequence then increments to sense mea-

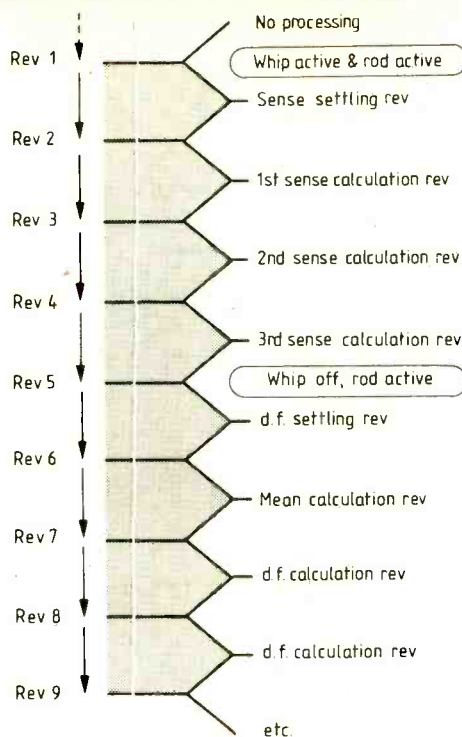


Fig. 4. Algorithm sequences once per aerial revolution. Correlation between three sense-mode measurements is needed before d.f. measurements are made.

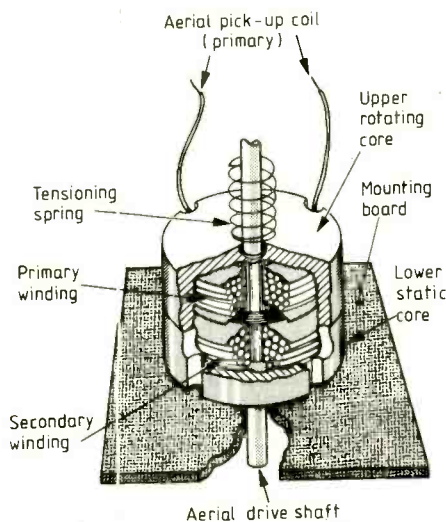


Fig. 5. Light loading of surfaces in Vinkor-style rotary transformer makes lubrication unnecessary.

surement where the approximate position of the signal peak is established for later use in ambiguity correction. A minimum of three revolutions are required for this and the position of the peak must correlate over three successive revolutions before the next phase can be entered.

When correlation has been satisfactorily achieved, the whip aerial is switched off and a settling revolution initiated. The next revolution is used by the processor to calculate the first mean value of the d.f. waveform. Subsequent revolutions of this aerial are used for d.f. measurements provided that correlation is achieved with the sense measurements. If correlation cannot be achieved, the






system returns to the beginning of the sense sequence and the sequence is repeated.

For coupling the aerial signal to the head amplifier a brush and slip-ring arrangement with such low signal levels would be intolerably noisy. As it was not practical to rotate the electronics with the aerial we chose a rotary transformer formed from the two halves of a ferrite Vinkor-type transformer, as shown in Fig. 5. The upper half of the core together with the primary bobbin, is attached to the rotating rod aerial and the lower sections with secondary bobbin to the static base of the unit. To maintain sufficient coupling the mating surfaces of the two cores had to be held in intimate contact by light pressure from a spring. Provided that the surfaces were spotlessly clean during assembly the coupling generated virtually no noise.

A number of factors had to be considered when choosing the microprocessor. The first criterion was that it had to be a single power rail device running on less than 12V as the unit was to operate from a 12V battery supply. This ruled out some of the early microprocessors such as the Intel 8080 which required three voltage rails. The processor would have to be an eight-bit machine (only one 16-bit processor was available at the time and was too expensive) and would have to have at least minimal arithmetic functions since the task was not simply for a logic sequencer. Suitable processors were Zilog Z80, Motorola 6800 and the Intel 8085.

Relatively high-priced l.s.i. programmable components were chosen for interfacing; we thought these would be likely to reduce in cost more rapidly than the established m.s.i. products, an assumption which proved correct. Reviewing the chip sets available from each manufacturer, they were found to be nominally equivalent. However, Intel had a set of interface super-chips specifically designed for their 8085 processor, one of which included memory, timing functions and input/output ports. Looking more closely at the timer function, we discovered that one of the timer's counting modes would make it suitable as the +N counter for the frequency synthesizer. This would simplify the interface to the synthesizer to two lines.

A further factor encouraged the use of the 8085 microprocessor: our previous products were based on the 8080 microprocessor and we consequently had development equipment for it. The investment of approaching £15k on a different set of development equipment was not attractive particularly when a suitable software-compatible microprocessor was available. The final configuration was an Intel 8085 processor alongside an 8155 combined r.a.m., i/o and timer chip and an 8255 i/o chip. Program memory was three 2716 e.p.r.o.m.s and an additional 256 bytes of c.m.o.s. r.a.m. were added for data retention in a power-down standby mode.



World television standards

Long-distance television reception; system descriptions and v.h.f. channel allocations

by Keith Hamer and Garry Smith

Continuing the discussion on long-distance television reception, this third article covers international television standards, various v.h.f. tv-channel allocations and colour systems. A review of the 1981 'sporadic-E season', transmitter news and reports from overseas enthusiasts are included.

The surge in the number of television services appearing throughout the world after 1945 brought with it various different standards for sending tv picture and sound information. In the UK, transmissions using the 405-line system adopted in 1936 were resumed. This 405-line standard, system A, used positive-going vision modulation and had a video bandwidth of 3MHz. The sound channel was a.m. and the sound carrier frequency 3.5MHz below the vision carrier.

Most Western European countries chose a 625-line system with negative-going vision modulation and f.m. inter-carrier sound. This is generally referred to as the CCIR system (system B, v.h.f. or system G or H, u.h.f.), in which the video bandwidth is 5MHz and the sound is 5.5MHz above the vision carrier. Many African and Middle East countries and parts of Asia and Australasia have also adopted the CCIR system.

Eastern-bloc countries, including the USSR, chose a similar standard but with 6.5MHz sound and vision separation,

known as OIRT (system D, v.h.f. and K, u.h.f.). China also uses the OIRT standard. Systems D and K are used in parts of Africa, and several French Territorial countries use system K1, which is very similar to K, for their v.h.f. transmissions.

During the early sixties, the UK finally chose a 625-line standard for their intended u.h.f. transmissions. This standard, system I, was very similar to those of the CCIR and OIRT but with a vision bandwidth of 5.5MHz and an inter-carrier sound channel separation of 6.0MHz. This system was also adopted by the Irish for their 625-line v.h.f. transmissions. More recently, Hong Kong, South Africa and a few Central African countries have selected system I for their television services.

The French were experimenting with two different standards, one a 441-line system and the other using 819 lines (system E). The latter is still in use for v.h.f. transmissions. Both systems employed positive-going vision modulation and, as in the UK 405-line system, a.m. sound. The 819-line system had a vision bandwidth of 10MHz while the experimental 441-line system, which ceased operation in the fifties, had a much narrower bandwidth. The overall channel bandwidth of the 819-line system was almost three times that of the 405-line

*OIRT (International Radio and Television Organization) is an association of Eastern European broadcasters, similar to the EBU in Western Europe.

(a) The FuBK electronically generated test card received from Portugal on 3 July at 1854 CET on ch. E3. Note that RTP-1 sometimes inserts a digital clock with the test card.

(b) The Philips Chequerboard or Chessboard pattern received from ZTV-Zimbabwe on 5 October during the early afternoon on ch. E2 from the Gwelo transmitter. Signals propagated via F2 and Trans-Equatorial (TE) modes usually display some form of video distortion.

(c) The Icelandic television network (Ríkisútvarpid-Sjónvarp) often transmits the Philips PM5544 electronic test card for long periods, occasionally at 0300 CET. This particular reception via sp.E was logged on June 11th on ch. E4 in good colour. The identification used with the PM5544 is "RUV ISLAND".

(d) One of the very few remaining individual monoscopic test cards as used by Radiodifuziunea Televiziunea Română (TVR-Romania). This was received on ch. R2 at 0835 CET on 12 August.

(e) The "EBU Bar" which is still used in Rumania. This monochrome signal incorporates the date to the left of the "TVR" identification.

(f) An electronically-generated test pattern recently introduced by Radiotelevision Española (RTVE-Spain). The photograph shows reception logged on July 15 of a transmission from the Navacerrada outlet near Madrid on channel E2. A slightly modified version of this pattern (which includes a white central bar beneath the "rtve" identification) is used by several other Spanish transmitters with appropriate identification.

system, i.e. 14MHz as opposed to 5MHz. Consequently, the number of channels possible in a given band of frequencies was greatly reduced. To overcome this problem the French devised a method of channel interleaving in which the sound channel would be 11.15MHz above the vision carrier on certain channels and 11.15MHz below on others. This method eventually allowed a total of nine channels on Band III, although only two Band I channels were used.

Several French territories adopted the 819-line system under the influence of the French. Luxembourg also used the system on v.h.f., but with a reduced video bandwidth of 5MHz (system F), until the late sixties when the number of scanning lines was reduced to 625. The 5MHz video bandwidth, positive video modulation and a.m. sound characteristics were retained and the resulting system became standard C. Belgium had system C on v.h.f. up until 1977 when it switched to CCIR. Monaco still uses system E on v.h.f. but with 625-line scanning.

For u.h.f. transmissions in Bands IV and V, the French introduced a 625-line standard, system L. This has a vision bandwidth of 6MHz, an a.m. sound channel 6.5MHz above the vision frequency and uses positive-going video modulation. Luxembourg uses system L for its channel 21 transmissions but within the next year or so a variant system L1, will replace the present 819-line transmission in Bands I and III.

In the USA, the position was much simpler. The Americans agreed on a 525-line standard, system M, using negative-going vision modulation, 4.2MHz video bandwidth and an f.m. inter-carrier sound channel at 4.5MHz above the vision frequency. This system was also chosen by Canada and eventually spread throughout Central and Southern America, Alaska, parts of the Caribbean, Japan, Korea and parts of Asia. At American Forces bases throughout the world system M is usually the norm. Until recently, the ARAMCO transmitter at Dhahran in Saudi Arabia employed the 525-line system M standard, but the station now uses the CCIR system B.

In certain South American countries and parts of the Caribbean where a 50Hz mains supply is available another standard, system N, is used. This is a 625-line standard with vision bandwidth and sound separation the same as in system M, but the field frequency is 60Hz whereas system M has a field frequency of 50Hz. Countries using system N include Argentina, Uruguay, Bolivia and Barbados. Venezuela has a mixture of 50 and 60Hz domestic mains supplies and consequently television transmissions may use either system M or N depending on the location of the transmitter. In areas where a choice of standards is available, controls for adjusting frame hold and frame amplitude are necessary. Little, if any, adjustment is required to the line control as the line-oscillator frequency on both systems is similar i.e. 15.750kHz for 525-line and 15.625kHz for 625-lines.

So far, colour television systems have

not been mentioned. This is because the choice of colour system is not directly dependent on the characteristics of the television standard adopted. There are three colour systems in use at present, namely NTSC, PAL and SECAM.

During the fifties, colour television was introduced in the USA using the NTSC colour encoding system. NTSC was then adopted by most countries already using the 525-line system M. This colour system was field tested in Europe but was found to be unsuitable. PAL and SECAM were developed in Europe and towards the end of the sixties several Western European countries (excluding France) introduced a regular colour-tv service using PAL. Eastern-bloc countries and France were considering SECAM for their colour transmissions.

The last decade has witnessed the introduction of colour television to virtually every European country. The PAL system has been adopted by most countries using the CCIR norm (systems B, G, H and I) except for East Germany which, for political reasons, chose SECAM. Although CCIR is used extensively in North Africa and countries in the Middle East we find a mixture of PAL and SECAM transmissions due mainly to previous political decisions. Most West and South African countries with CCIR are adopting the PAL system. Regular PAL transmissions commenced in Australia and New Zealand during the last decade. More recently, China has decided to use PAL although standards D and K are in use there.

PAL has unexpectedly been favoured by at least two South American countries, namely Brazil with system M and Argentina with system N. Normally the PAL (and SECAM) subcarrier frequency is 4.43MHz but for compatibility with systems M and N, where the video bandwidth is only 4.2MHz, a lower subcarrier frequency is used.

SECAM is used by the French for their 625-line system-L transmissions on u.h.f. Colour is not used on the 819-line v.h.f. transmissions. In Luxembourg, the situation is complicated as three standards, namely C, L and G, are used. The channel 21 transmitter radiates a system L SECAM signal to serve the French-speaking population and parts of France while the E7 channel outlet provides a system-C PAL signal. Colour-standard conversion takes place at the transmitter. Channel-27 system G transmissions are also PAL and serve viewers in the Low Countries and West Germany.

Tele-Monte-Carlo in Monaco transmits both SECAM and PAL colour on u.h.f. System-L SECAM transmissions are intended for neighbouring France while the system-G PAL service on channel 35 is intended for viewers on the western coast of Italy and across the Lombardy Plains as far as Venice in the North. In general, French overseas territories and countries influenced by the French use SECAM.

Channel allocations

V.h.f. channel allocations are shown in Table 1. U h.f. channels are not included

in the table because channel numbering and corresponding vision frequencies are identical for all u.h.f. systems except M and N. The 625-line u.h.f. channels are numbered from 21 to 69. Owing to the narrower channel bandwidth of systems M and N, the u.h.f. spectrum can accommodate a greater number of channels; these are numbered 14 to 83. Japan uses system M but has a restricted number of u.h.f. channels.

Newcomers to DX-tv may find it easier to consider the chart layout of Table 1 as a tuning scale on a radio receiver. If several UK 405-line channels can be received (hopefully weakly), they may be used as markers to enable a Continental channel to be identified.

UK 405-line channels are referred to as 'B' channels and subdivisions are made by adding a numerical suffix, i.e. B1, B2, etc. Generally, CCIR channels in Bands I and III have a letter prefix, E, also followed by a number. Prefix M is used for Moroccan channels and for French channels carrying 819-line system E transmissions, prefix F is used; again, both are subdivided using a numerical suffix. Italy, one of the few exceptions, uses a letter suffix after its designation, I, to give channels IA, IB, etc. Similar letter suffixes are used by the Irish Republic and confusion can result, especially in reception logs, as their prefix is also I. To add to the confusion, the Irish Republic's channel-IB vision frequency is identical to the Italian IA vision frequency.

In the Americas where systems M and N are used, channels carry the prefix A followed by a number.

1981 sp. E review

The first signs of the 1981 sporadic E season occurred on 29 April with strong southerly signals from the Spanish television service RTVE on channel E3 in the late-afternoon/early-evening period. A new test pattern carrying the transmitter location was seen followed by the electronically generated test card (see the October issue of *Wireless World*, p69) prior to the normal programmes.

There were several weak and short-duration 'openings' during May with signals from the south-east predominating. Good quality colour signals were obtained from RTVE on channels E2 and E3 during the evening of the 19th. Other countries received on Band I during May include Italy (RAI), West Germany (ARD), Portugal (RTP), Yugoslavia (JRT), Sweden (SR), Norway (NRK), East Germany (DDR: F/DFF), Czechoslovakia (CST) and Switzerland (and PTT, SRG, SSR, TSI, DRS).

Signals from most European countries were seen during June with sporadic E signals around on most days. On the 7th, towards late afternoon, several enthusiasts reported exceptional reception conditions with television signals well into the Band II spectrum. Long range f.m. radio was also very much in evidence and a few lucky television DX enthusiasts who tried the lower Band-III channels were rewarded with signals from the USSR (TSS). A DX enthusiast in the Netherlands received Russian programmes on all Band III chan-

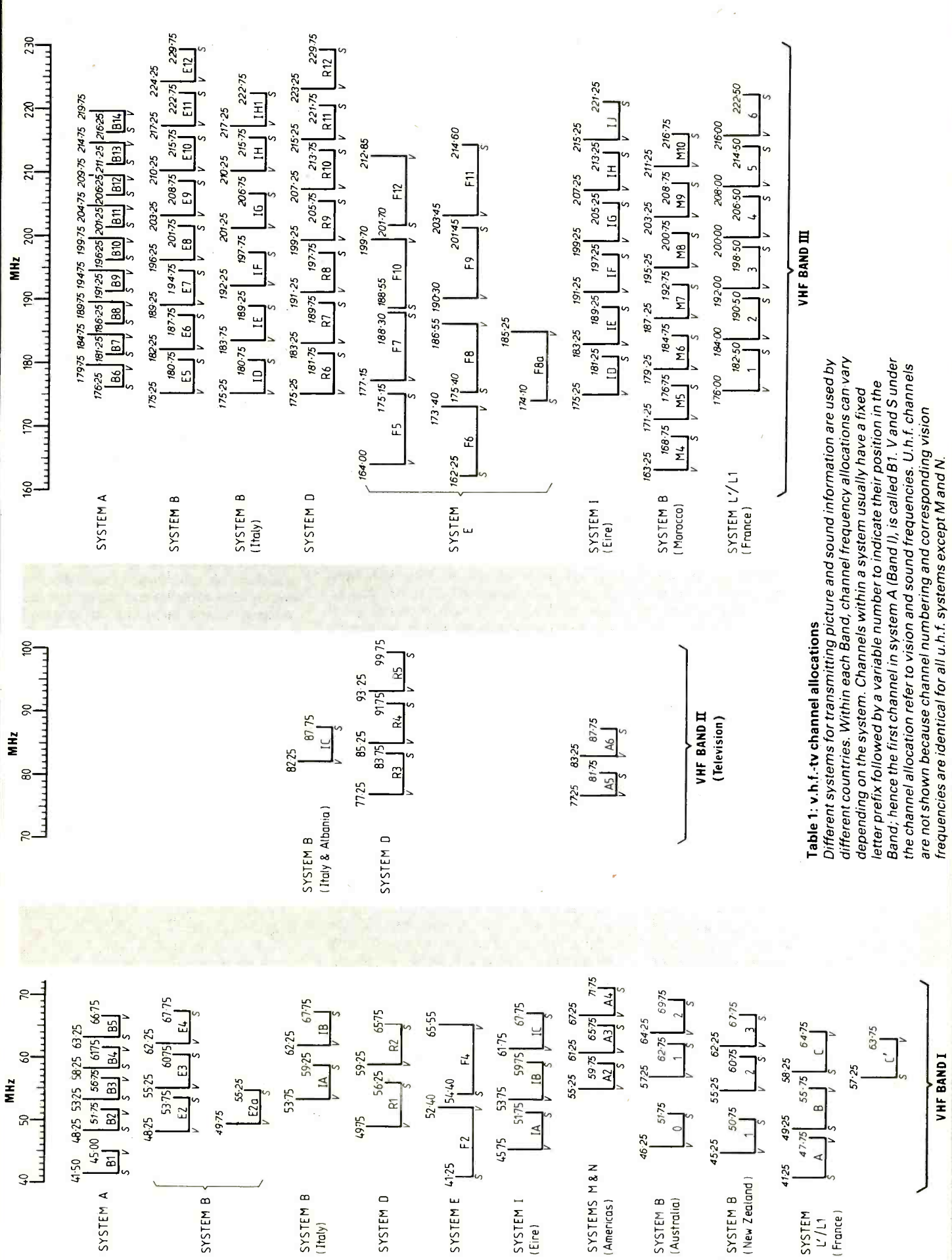


Table 1: v.h.f.-tv channel allocations
 Different systems for transmitting picture and sound information are used by different countries. Within each Band, channel frequency allocations can vary depending on the system. Channels within a system usually have a fixed letter prefix followed by a variable number to indicate their position in the Band; hence the first channel in system A (Band I), is called B1. V and S under the channel allocation refer to vision and sound frequencies. U.h.f. channels are not shown because channel numbering and corresponding vision frequencies are identical for all u.h.f. systems except M and N.

nels due to the exceptionally high maximum-usable frequency m.u.f. enhanced by sp.E conditions.

Another notable day in June was the 11th with signals from all points of the compass received within the space of an hour. Fortunately most were transmitting the test card so identification was relatively easy.

Several times during June a colour-bar or grey-scale pattern was seen between channels IA and E3, sometimes as late as 2030 CET. This was finally identified as an Italian "pirate" transmission from Nord Center Television (NCT) which operates from Udine. On the 29th at 1836 CET, signals from the Albanian (RTS) channel IC transmitter (82.25MHz vision) were received. Practically every European country was received during June.

July will be remembered for multiple-hop sporadic E signals and the appearance of a new Band I country. On 10 July there was an intense sporadic-E opening for most of the day with signals from the south-east. A tv-DX enthusiast in the north of England received signals from the Canary Islands (RTVE) on channel E3. Sporadic-E signals on the 2-metre band prompted him to check Band III and during the late afternoon he saw RTVE (Spain) on E6 and E7 and some amazing reception of Morocco (RTM) on channel M5. Later that evening after Portugal (RTP) and Spain had closed down around 2300 CET, many enthusiasts saw a system-B signal remaining on E3 from the south. The signal (a feature film) was slow-fading and later identified as coming from the Canary Islands.

A mystery signal appeared on E4 from the south at 2326 CET which consisted of an announcer or newsreader speaking in a language thought to have been Arabic. This was later identified as a new Moroccan transmitter operating in Band I. This transmitter was received on an almost daily basis in France during the summer.

Towards the end of July reception of trans-Atlantic System M signals on channels A2, A3 and A4 was experienced in the south of England. Trans-equatorial (te) signals were resolved from the Zimbabwe E2 transmitter at Gwelo several times during the month. Reception usually occurred between 1700 and 1830 CET. Signals tended to take on a sporadic E appearance and it is generally felt that the signals arrived in the Mediterranean area via F2 or te mode, and sporadic E assisted the signals for the distance. Italian (RAI) channel IA signals were often present during reception from Gwelo. If sp.E conditions prevail during the late evening it is always wise to monitor the conditions until as late as possible in case rare signals are present which may normally be masked by stronger, more commonly received, stations.

A strange signal was detected at 4030 CET on 13 July which consisted of fairly weak horizontal bands, not unlike those caused by a signal generator, on the vision frequencies of R2 and E4. The R2 signal finally disappeared but the E4 signal faded in and out slowly over a period of time in a

similar manner to tropospheric signals. Both signals came from an easterly direction. All in all, July was an interesting and busy month for DX television.

During the first few days of August, OIRT signals prevailed with test patterns from the USSR, Czechoslovakia (CST) and Hungary on the 6th. The 9th was hectic with signals from no fewer than 12 countries being received during a continuous opening lasting all day. 819-line pictures from France (TF1) on channels F2 and F4 and 625-line signals below the E2 vision frequency (a signal thought to be the new French System L1 on test) were resolved during the morning. At 1242 CET the Hungarian television service (MTV) was radiating a frequency-grating pattern on R1 and R2 prior to the PM5544 test pattern. At 1331 the Yugoslavian FuBK test pattern appeared with good quality colour signals accompanied by music. The Russian test card appeared on the 12th at 0830 CET on channel R2 from the Bucaresti transmitter. At 1742 a feature film with Arabic subtitles was noted on channel E3 from the Suwaileh transmitter in Jordan. Mainly OIRT signals were logged on the 13th with test patterns from Poland (TVP) and Czechoslovakia as well as the USSR news program "ВРЕМЯ" on R3 at 1800 CET. Signals from Eastern European stations prevailed on the 16th with programmes on channel R1, R2, R3, and at times on R4. Again, most countries were received during August with exceptionally strong signals from Gwelo (ZTV) on the 14th and 15th.

Sp.E activity diminished during early September with mainly weak, short duration, signals being present. However, a late afternoon opening on the 23rd from the south revealed at least two exotic signals. In East Anglia a PM5544 test card was seen with what appeared to be Arabic identification in the lower black rectangle. This was on channel E4 and may have been the new Moroccan Band I transmitter. Later, a strong F2/te signal on channel E2 was noted consisting of a grey-scale pattern but the line hold of the receiver had to be adjusted to lock the picture. This was obviously not a standard 625-line CCIR signal. The pattern probably originated in Ghana or Nigeria.

October is usually a very quiet month with long-range reception normally due only to meteor showers and, perhaps, tropospheric ducting. However, on 5 October during the early afternoon very strong signals were logged on channel E2 from Zimbabwe. Reception lasted for some time and consisted of the Philips 'chequer-board' pattern. The PM5544 is also used by ZTV.

Transmission information

In this section, recent news concerning tv transmissions from various countries is given.

Argentina. Despite raging inflation, most of the television networks have now commenced PAL-N colour transmissions. The latest service operates from Buenos Aires on channel 11.

France. Test transmissions are being carried out on the first network, TF1, using

the recently developed 625-line system L' on v.h.f. Channel C' shown in Table 1 is used only by the Besançon-Lomont transmitter.

Luxembourg. Some DX-tv enthusiasts may be wondering why they experienced difficulties in receiving transmissions on E7 or E21 from the Dudelange transmitter from the end of July. An aircraft of the Belgian Air Force collided with the 300-metre high mast causing severe damage. Until a temporary antenna can be installed at Dudelange, programmes from Radio-Télé-Luxembourg (RTL) will be distributed only to viewers subscribing to cable-television networks. RTL will be the only national broadcasting authority in Europe to distribute programmes in this manner. Further information is given in the *EBU Review* 188, published last August.

Spain. Strong signals from RTVE have always been a regular feature of 'sporadic E seasons' so many DX-tv enthusiasts should know that several new test cards have been introduced similar to the one shown in the photo. Transmitter identification is included on most test transmissions.

There are plans to introduce private television stations but details are not yet available. We understand that there have been several applications for permission to transmit. Many non-technical magazines are giving extensive coverage to the idea of private television in a similar manner as c.b. radio has been covered here in the UK.

Uruguay. Colour television commenced last August using PAL-N.

West Germany. Hessischer Rundfunk's third network, HR3, has a new transmitter located at Rhön on channel E37. The transmitter's e.r.p. is 364kW.

There are also two new transmitters at Opherten for the Belgian Army stationed there. One is BRT/D (Flemish language) operating on channel E12 with an e.r.p. of 32W and the other RTBF/D (French language) on channel E39 with 625W e.r.p.

Test transmissions have commenced using stereo sound channels for tv.

Reports

The following reports received from overseas DX-tv enthusiasts provide background information for the newcomer to the hobby. No doubt experienced enthusiasts will also find them interesting.

Ernesto Villeyra and Salvador Espín have written from the Balearic Islands with details of their reception. They both have regular u.h.f. reception during the summer from Italy, Sardinia and France. They are using a wideband aerial, which gives gain of 13dB, feeding a low-noise pre-amplifier which in turn feeds a medium-power amplifier at about 1 metre away from the pre-amp. They have identified about 25 stations so far, many of which

continued on page 68

Digital, multi-track tape recorder

Circuitry of input stages and speed-control frequency generator

by A. J. Ewins, B.Tech., Research department, London Transport

This third part of a series describing the design and construction of a very low cost, professional instrumentation recorder presents the circuitry of the input stages, including the multiplexer and analogue-to-digital converter, and discusses the reference-frequency generator used for motor speed control.

The input stages, shown in block form in Fig. 4 of part 1 of the article, are illustrated in detail in Figs 19 to 22.

Analogue multiplexer. Firstly, Fig. 19 shows the circuit diagram of the analogue multiplexer and differential, times-five amplifier, which was needed because the a-to-d converter has a full-scale input range of $\pm 5V$ and the normal range of the input signals is $\pm 1V$. A differential input stage was required to give greater flexibility to the input signals.

The i.c.s used in the analogue multiplexer are 8-way analogue switches, type DG508, addressed by a divide-by-2⁷ counter, i.c. type 4024. The analogue switches are powered by plus and minus


View of Hart Electronics audio cassette deck, with new speed control circuit at bottom right.

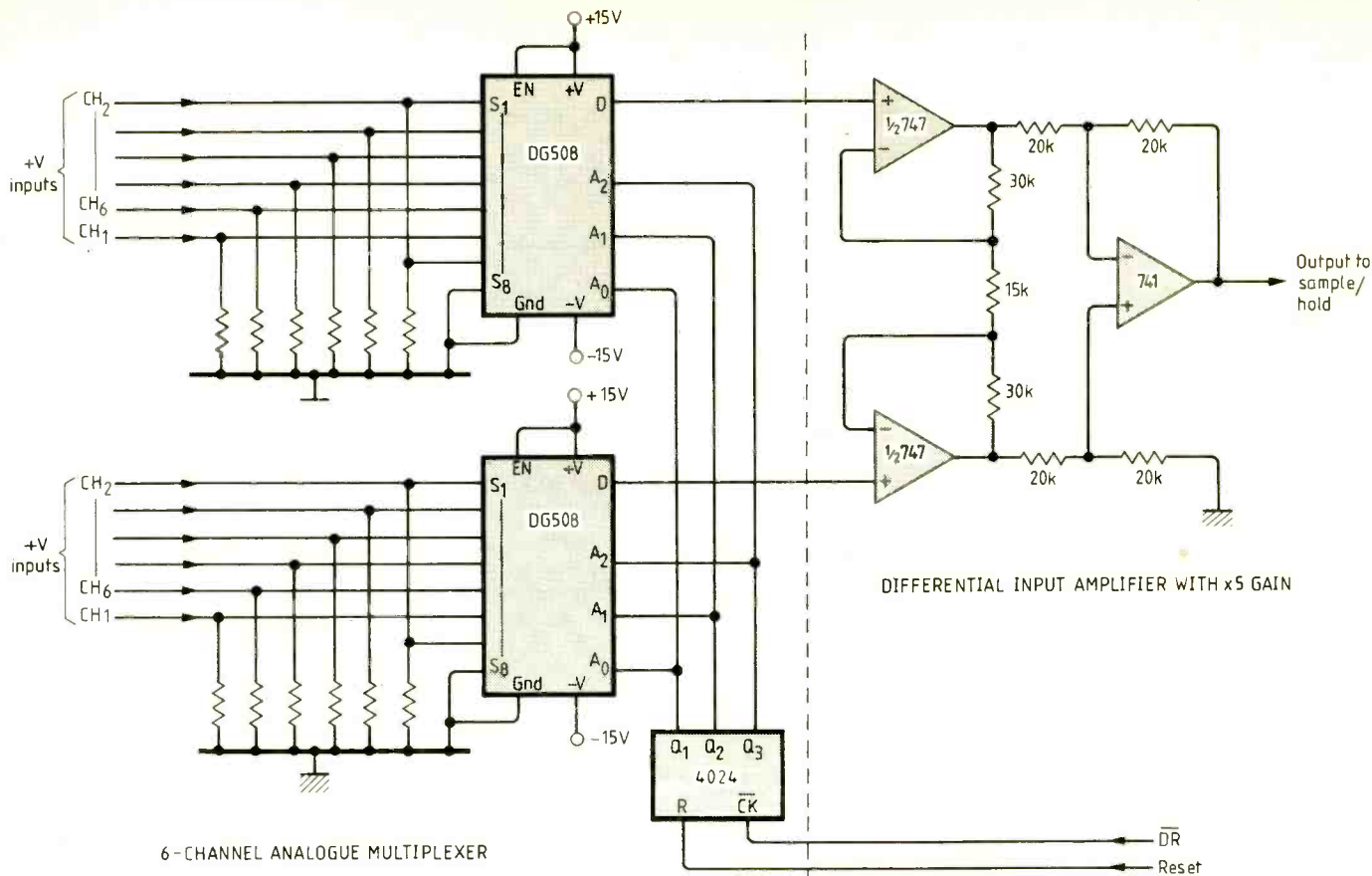
15V supplies and also have connexions to the 0V line, accepting logic inputs between 0 and 15V and handling analogue signals within the range $\pm 15V$. The six analogue input channels are connected to seven of the eight switch inputs as shown in Fig. 19 (the reason for the order in which the channels are connected to the switch inputs was explained in Part 1). Channel 2 is connected to both S1 and S7 inputs, because a sixth clock pulse is received by the 4024 counter ahead of the reset pulse, as shown in Fig. 5 of Part 1. Resistors, of any value up to around $1M\Omega$, are connected between ground and the six switch inputs of the DG 508 i.c.s to prevent them from 'floating' in the absence of an analogue signal input. They may not be strictly necessary but are, in the author's opinion, thought advisable. The differential amplifier with a gain of five to differential signals and unity gain to common mode signals is of standard op amp design.

Sample/hold. Figure 20 is a detailed circuit diagram of the sample/hold circuit and analogue-to-digital converter. The sample/hold circuit is an i.c. type LF 398 and, like the analogue switches, is powered by the $\pm 15V$ lines, accepting logic control

pulses between 0 and 15V and analogue signals between $\pm 15V$. The 4700p sample/hold capacitor was chosen for optimum sample speed and hold retention when operating at a speed of 284.4 samples/s. As connected, the sample/hold circuit is in its 'sample' mode with a logic 0 signal on pin 7 and in its 'hold' mode with a logic 1 signal on pin 7. The two diodes, D₁ and D₂, and the 100k Ω resistor form a 2-input OR gate to the two sample/hold control pulses, B4 and DR.

A-to-d converter. The i.c. used for the analogue-to-digital converter is an Analogic device, the AD571K. It will convert unipolar signals in the range 0 to 10V, or bipolar signals in the $\pm 5V$ range, to a 10-bit digital word. It has a typical conversion time of 25 μ s, and is therefore operated well within its capabilities in this particular application. The type used is designed to operate from $\pm 15V$ supplies, indicated by K in the device number, and accepts control pulses in the range of 0 to 15V. The voltage input on pin 15 of the device defines its operation in the unipolar or bipolar modes. For unipolar operation, pin 15 is shorted to ground via pin 16, but for bipolar working is left unconnected and is therefore not shown in Fig. 20. Upon





6-CHANNEL ANALOGUE MULTIPLEXER

DIFFERENTIAL INPUT AMPLIFIER WITH x5 GAIN

Fig. 19. Six-channel analogue multiplexer and differential amplifier. Resistors on inputs can be chosen to suit source requirements.

receipt of a logic 1 pulse at pin 11 of the a-to-d converter (when B4 goes high) the 10 digital outputs are blanked (i.e. the ten digital outputs go into an open-circuit condition). Simultaneously, the sample/hold circuit is put into its hold mode via the 2-input OR gate. As the outputs are blanked, the a-to-d converter generates a logic 1 pulse at its data ready, DR, output on pin 17, which is used to maintain the sample/hold circuit in its hold mode (via the 2-input OR gate) until the conversion process is completed; i.e., until the data is ready and DR goes low. The a-to-d converter begins its actual conversion of the analogue data when the control pulse B4 goes low. When the conversion is complete the 10-bit digital word is presented to the ten digital outputs, the DR output goes low, and sample/hold circuit returns to its sample mode: the negative transition of DR is used to clock the multiplexer to sample the next analogue input channel in sequence.

Parity generators. The circuit of the two odd-bit parity generators are shown in Fig. 21. Outputs P1 and P2 will be at logic 0 if, and only if, an odd number of their four respective input bits are at the logic 1 level. When P1 and P2 are added to their respective input bits to make five-bit words there will always be an odd number of bits at the logic 1 level in each of the two 5-bit words. Only eight of the ten bits from the 10-bit digital word are used to generate the two parity bits, the two least significant

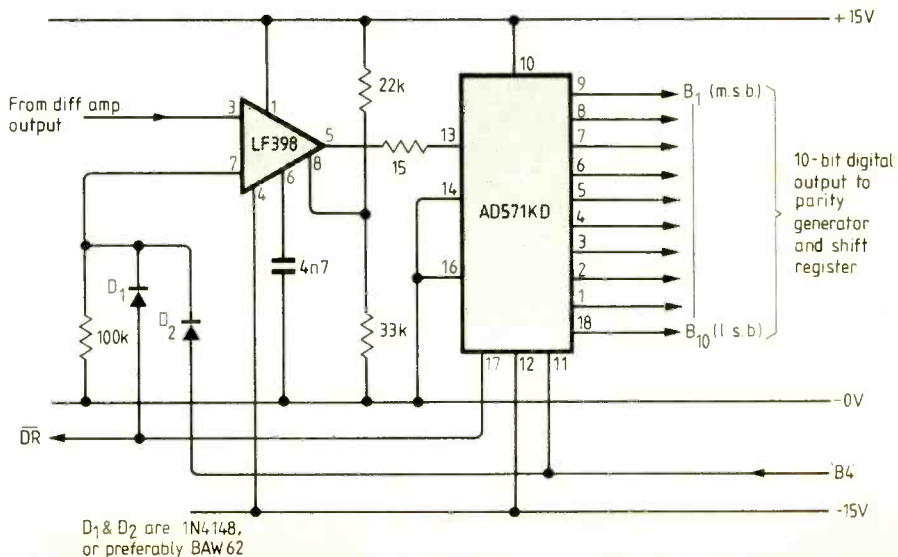
bits, B9 and B10, being ignored.

Obviously, there are many ways in which parity bits may be generated and the author thought long and hard about the most appropriate method to use. In the end, the technique selected was chosen mainly because of its simplicity and economic use of i.c.s. Although, at the time of its inception, its success in operation could not be accurately foreseen, it has subsequently performed satisfactorily. The author can therefore see no reason to use an alternative design.

12-bit shift register. Figure 22 is the detailed circuit of the 12-bit parallel/serial-out shift register used to insert the

Fig. 20. Sample/hold and a-to-d converter. Only AD571K should be used, since other variants need different supply voltages.

12-bit data words into the serial data stream. One and a half 8-stage shift registers, i.c. type 4014, are used, the four unused parallel inputs of one i.c. being connected to ground. The twelve parallel inputs are numbered in the order in which the bits are serially shifted out. There may be some virtue in 'randomizing' the sequence of the bits of the 12-bit data words, rather than entering them in a logical order. Having used two different sequences for each of the two halves of the electronics (one per track of the tape-recorder), the author found no significant difference between them in the generation or concealment of errors. One sequence used was B1, B4, B7, B10, B2, B5, B8, P1, B3, B6, B9 and P2. All the circuits of the input stages are constructed on one board, together with the sync. register which was



D1 & D2 are 1N4148, or preferably BAW62

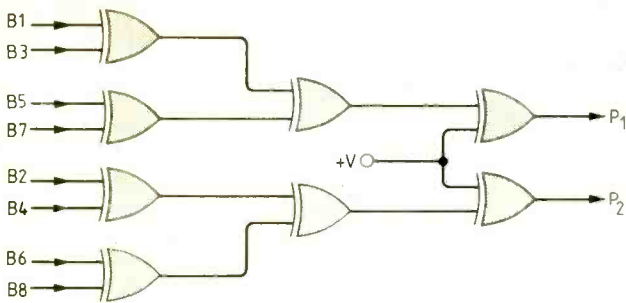


Fig. 21. 'Odd-bit' parity generators.

shown in detail in Fig.12.

As mentioned in part 1, it is a simple matter to reduce the number of analogue channels that may be recorded onto one track of the tape-recorder, from six to three, two or one. In the recording stages this is simply achieved by paralleling the input channels together and may be done using plug-in connectors on board 1, or externally. For three channels, input 1 is paralleled with input 4, input 2 with input 5 and input 3 with input 6. For two channels inputs 1, 3 and 5 are paralleled together and inputs 2, 4 and 6. For one channel all six inputs are connected together. It is also possible to have a number of channels of different bandwidths by combining the inputs in a number of other ways. For example, if inputs 1, 3 and 5 are connected together a channel with a bandwidth of 210 Hz is created. The other three channels may be used individually with bandwidths of 70 Hz each. Other combinations are possible and what may, or may not, be achieved can be determined according to requirements.

Speed control

To complete the detailed description of the circuitry constructed on the first three circuit boards,* the final circuit to be discussed is that of the reference frequency

generator for the tape-deck motor-speed control. Speed control for the tape drive motor is achieved by comparing the frequency produced by the tachogenerator (which is built into the drive motor) with a reference frequency in a phase-locked loop. The principle of operation of the speed-control system was described in part 1 and details of the circuit will be given later. The reference frequency generator is constructed, together with the Miller encoder, on board 3 and it is this circuitry that will now be described.

During the recording process, the reference frequency is derived from the tape-clock frequency by dividing it by 50 to produce a crystal-stable frequency of 455Hz. During playback, the reference frequency is derived by comparing this 455 Hz with that of the recovered tape-clock divided by 50, in a phase-locked loop, the

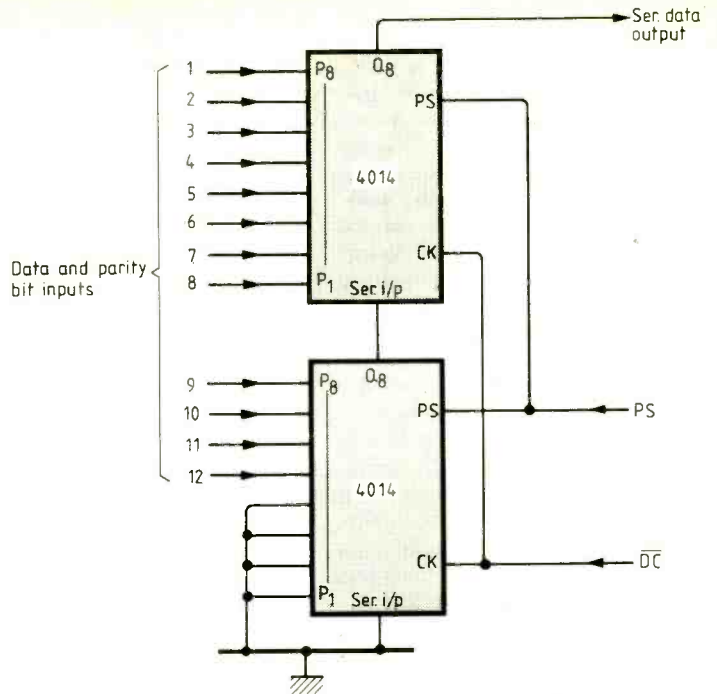
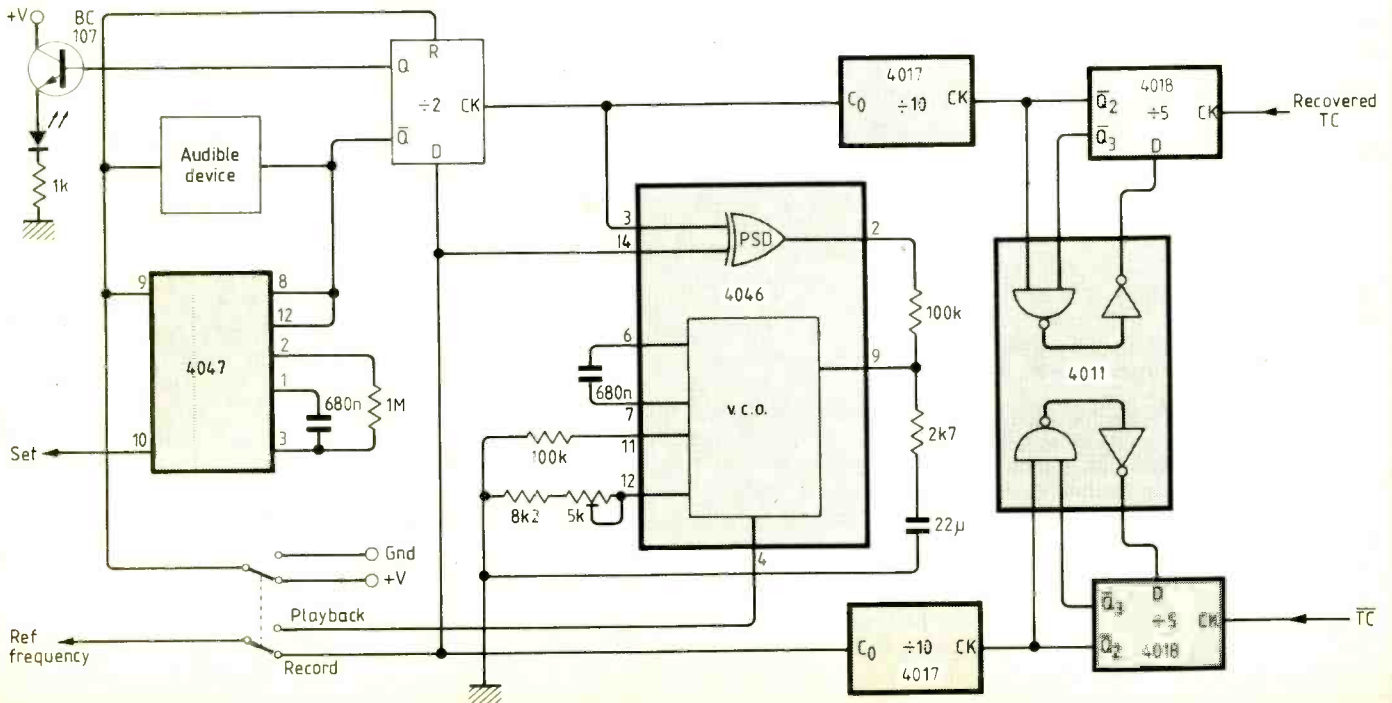


Fig. 22. 12-bit p.i.s.o. shift register.

resulting frequency output of the v.c.o. of the p.l.l. providing the reference frequency. The reason for using this particular technique for producing long-term tape-speed stability was given in Part 1.

Reference frequency generator. Figure 23 shows the circuit diagram. The production of the reference frequency for the recording process is straightforward and consists simply of two counters which divide the tape-clock by 50. One counter is an i.c. type 4018 which, together with half a quad 2-input NAND, divides by 5. The other is a divide-by-10 counter using an

Fig. 23. Reference-frequency generator for speed control.



i.c. type 4017. On playback, the recovered tape-clock is similarly divided by 50 using identical counter i.cs. The two resulting frequencies are compared using the EX-OR phase-sensitive detector of a p.l.l. i.c., type 4046, the output of which is filtered and used to control the frequency output of the v.c.o. contained within the 4046. Frequency selective components of the v.c.o. were chosen so that the desired output frequency of 455 Hz is obtained when the input voltage to the v.c.o. on pin 9 is half the supply voltage, i.e., 7.5V. The 5k Ω variable resistor in series with the 8.2k Ω resistor is adjusted to produce this desired result. A $\pm 5\%$ variation in frequency is obtained as the input voltage on pin 9 varies from 0 to +15v. Filter components between the output of the p.s.d. and the input to the v.c.o. were selected by trial and error to produce a stable phase-locked loop when operating with the chosen cassette tape-recorder.

It is important to know when the p.l.l. of the playback reference-frequency generator is in lock; or more importantly, when it is out of lock: for this purpose an in-lock indication is provided. When the recovered tape-clock frequency divided by 50 is in lock with the tape-clock frequency

divided by 50, it lags it in phase by 90° (\pm any wow and flutter content). As a result of this, the D input to the D-type flip-flop goes high ahead of a positive transition on the clock input. Thus, so long as the two frequencies remain in lock, a logical 1 will be continually clocked to the Q output of the D-type flip-flop.

Via an emitter follower circuit, the logical 1 on the Q output illuminates an l.e.d., giving the required lock indication. Should the two frequencies slip out of lock, alternate logic zeros and ones will be clocked across to the Q output of the D-type flip-flop and the l.e.d. will flash on and off. As it is important to know of a loss of lock, an audible indication is also provided. The audible device referred to in Fig. 23 is a piezo-electric type sold by RS Components and will operate from voltages of 3 – 16V, with a current consumption of about 8mA at 12 volts. It is thus easily powered by outputs of B type c.m.o.s logic circuits. When in lock the Q output of the D-type flip-flop is low and the audible device is thus silent. When out of lock the Q output will go alternately high and low, powering the device to give an audible indication of the loss of lock. When the record reference frequency is

selected by the d.p.d.t. switch, the audible device is automatically silenced by holding the Q output of the D-type flip-flop reset high and by connecting its other terminal to +V.

When, on playback, the recovered tape-clock is not synchronized to the tape-clock, it is desirable to inhibit the flow of data out of the data storage buffers of the playback digital circuitry. This is achieved by the monostable circuit, i.c. type 4047, which is triggered by the Q output of the D-type flip-flop. Connected in its retriggerable mode, the monostable is continually triggered by the pulsing output of Q when the p.l.l. is out of lock. The 'set' output from the monostable is thus maintained high. This high 'set' output is fed to the playback circuitry (to be discussed in a later article) where it is used to inhibit the flow of data. The time-period of the monostable is set large enough to maintain the 'set' output high whilst the Q output slowly pulses. Once the p.l.l. is in lock, Q goes low and so, eventually, does the 'set' output, releasing the flow of output data.

To be continued

*A set of Veroboard layouts will be made available when this series is finished.

New Systems and Services in Telecommunications

Ed: G. Cantraine and J. Destine. 375 pp., hardback. North Holland Publishing Company, 56 US dollars, Dfl.115.00.

Papers presented at the 1980 international Liege conference on videotex, data broadcasting and satellite broadcasting are collected here in book form. The intention of the conference was to look at these new types of communication from the engineering standpoint, so that anyone reading the papers will find opinion, description and suggestion from the world's leaders in the field, free of the unhelpful crystal-gazing that so many 'experts' in communications are apt to indulge in. Papers are printed in the original language – either French or English. Copies of the book can be obtained either from bookshops or from Elsevier Science Publishers, PO Box 211, 1000AE Amsterdam. The Netherlands.

Practical Handbook of Solid-state Troubleshooting

by R. C. Genn, Jr. 239 pp., hardback. Prentice-Hall International, £10.45.

The servicing of most kinds of radio, audio and general electronic devices, in varying depth and quality of detail (at one point one is informed that a voltage can vary from "a few millivolts to quite a few millivolts"). Both analogue and digital equipment is described from the fault-finding point of view and there is some information on test instruments. The book is implicitly written for technicians in radio and television repair shops and, although there are misleading statements and some drawing errors, it may be useful as a guide to methods of fault-finding.

Books

Introducing Microprocessors

by I. R. Sinclair. 121 pp., paperback. Keith Dickson Publishing Ltd, £4.50.

Among the welter of pretentious little books which claim to explain the mysteries of

microprocessors and their uses, this is one that stands out, in that it does go some way towards fulfilling the promise of its title. By way of a little gentle instruction in logical processes and a short description of digital circuits, the author goes on to explain how microprocessors use these devices on a large scale. Various types of memory and register and types of instruction are considered before attention is paid to loading the memory and some simple program operations. A final chapter is on the approach to programming. This book is, as is explicit in its title, an introduction: as such, it is to be recommended. Keith Dickson are at 17 Hendon Lane, London N3 1RT.

World television standards

continued from page 64

were Italian pirate/private networks. Most of the signals suffered from severe fading and co-channel interference. Ernesto and Salvador are now attempting to improve reception quality. They have had the attenuation of the sea path evaluated at about 240dB.

Anselmo Roccaforte (Buenos Aires) is having some success with DX-tv using a 14-inch Sony KV-1400 AN receiver and a JVC v.h.f./u.h.f. CX-610 ME colour monitor. The latter is multi-standard in that it is PAL/SECAM with sound facilities for 5.5MHz, 6.0MHz and 6.5MHz but Anselmo's receiver is modified to accept PAL-N transmissions with 4.5MHz sound/vision spacing. We will be reviewing the JVC CX-610 GB version in the near future.

Hugh Lloyd-Bennett (Dhahran, Saudi Arabia) appears to have an ideal DX location being only a mile from the coast with a surrounding terrain of desert, hence few obstructions. Weather conditions in the Gulf greatly enhance tropospheric propa-

gation and he reports daily television reception from Doha (Qatar, chs. 9 and 11), Abu Dhabi (United Arab Emirates, ch. 5) Dubai (also U.A.E., chs 2, 10, 33 and 41), Muscat (Sultanate of Oman, ch. 8 in Buraimi), Manama (Bahrain, chs. 4 and 55) and Kuwait (chs. 8 and 10). Reasonable reception has also been achieved from West Germany (NDR, ch. E4), Italy (RAI), Spain (RTVE), Hungary (MTV), Czechoslovakia (CST), Poland (TVP), Jordan (JTV) and even South Africa (SABC-SAUK). Reception from the USSR (TSS) is logged on most days.

Finally, John Combs (Florida, USA) comments that on the morning of the Royal Wedding last July he managed to obtain clear off-screen photographs of the BBC-1 clock caption. This was due to a switching error by the Cable News Network in America which distributes news material to cable television systems via satellite. This is definitely a case of trans-Atlantic DX-tv the easy way.



Autostore.

Low-cost voice-logging for people with more important things to do.

The problem: logging telephone and radio messages without spending a fortune on equipment or hiring an expensive technician to operate it.

The solution: the new Racal Recorders Autostore.

SIMPLICITY

With its automatic cassette-loading and fully automatic changeover from one deck to another Autostore can — quite literally — be operated by whoever happens to be around.

And it provides over 24 hours of unattended continuous recording on eight channels.

VERSATILITY

Able to log radio and telephone messages simultaneously, Autostore can form part of a new system — or fit just as easily into an existing one.

And its uses vary from ambulance, fire, police and security applications to the recording of financial transactions, conferences, oil installation communications and taxi services.

Racal Recorders

Racal Recorders Limited, Hardley Industrial Estate, Hythe, Southampton, Hampshire SO4 6ZH, England.
Tel: (0703) 843265 Telex: 47600



RELIABILITY

Available in 4 or 8 channel versions, and with integral micro-processor controlled automatic Timesearch capability to enable rapid message retrieval, Autostore is engineered to the very highest standards by the company which pioneered air traffic control recording techniques.

FULL DETAILS

For full details of Autostore send off the coupon today.

I am interested in recording my communications accurately and reliably. Please:

- send me full details of Autostore
- arrange for a demonstration at my own premises

Name _____


Position _____

Company _____

Address _____

Tel: _____

Racal Recorders Limited, Hardley Industrial Estate, Hythe, Southampton, Hampshire SO4 6ZH, England.



EP4000 EPROM EMULATOR PROGRAMMER

- ★ Programs 2704/2708/2716(3)/2508/2758
2516/2716/2532/2732
- ★ Emulates same devices with a single keypress
- ★ 300ns access time in emulation mode
- ★ Editing facilities — data entry, match, display, shift, move, clear, define, block program, etc.
- ★ Input/output as standard — RS232 (ASC11-hex), 20mA, printer, cassette & DMA
- ★ Video output for memory map display
- ★ Expandable with 2764 adaptor & Bipolar Prom modules
- ★ Fully buffered cold ZIF socket
- ★ Price £545 + VAT + £12 delivery




P4000 PRODUCTION PROGRAMMER

- ★ Program 1-8 devices simultaneously
- ★ Programs same devices as EP4000
- ★ No personality cards needed
- ★ Simple operation
- ★ Blank check & verify functions
- ★ Powered down master & copy sockets
- ★ Individual socket LED indicators
- ★ Mode indicators for blank check, program verify, and socket power down
- ★ Price £545 + VAT + £12 delivery



MODEL 14 EPROM ERASERS

- ★ 14 EPROM capacity
- ★ Safety interlocked
- ★ Convenient tray loading of devices
- ★ UV141 (with timer) £78 + VAT
- ★ UV 140 £61.50 + VAT



To cope with
increased demand

**WE HAVE
MOVED**

GP Industrial Electronics Ltd.

Unit E, Huxley Close
Newnham Industrial Estate
Plymouth PL7 4JN

Tel: Plymouth (0752) 332961

High-resolution weather satellite pictures

Image display, testing and alignment

by M. L. Christieson

Concluding these articles describing the design philosophy for a station receiving high-resolution weather pictures from a satellite, the author discusses methods of displaying image information received using the circuits described in previous articles. The remainder of the article is devoted to system testing and alignment and includes designs for a test transmitter and digital-data simulator. The author's system was designed using high-resolution weather picture transmissions from NOAA-6.

Whatever method of processing and display is used, it must be capable of dealing, at least initially, with the incoming data in real time. Usually this means that some form of magnetic storage medium will be required, such as tape or disk. The following combinations are possible:

- A digital tape recorder storing raw data for later handling by a dedicated logic system.
- A computer programmed to store raw data on magnetic tape or disk for later decoding by the same computer.
- A computer operating a real-time data stripping program and recording only part of the data on tape or disk in order to minimize storage requirements.


There are three main display methods which may be fed from any of the previous handling options.

- A high-quality photographic facsimile recorder.
- A c.r.t. based visual-display unit.
- Direct numerical analysis.

Data processing

The first problem in data processing is the data rate and the real-time constraints that it places on the system. There are many ways of solving this problem, but the easiest is to use a computer. The time available to deal with each word is $15\mu\text{s}$ so a mini-computer or mainframe will probably be required as the average microcomputer is too slow. The tape or disk drive should be capable of transferring the data in the available time which might be, for example, 2048, 10-bit words in 166.6ms for a single image channel.

This system uses a PDP-9 mainframe which was available, and fast enough to do the job. The magnetic-tape facility (a 'DECTape' drive) is however, not so satisfactory as the maximum data rate is not obtainable because the transport must be



A scan of the Isle of Wight and surrounding area received from NOAA 6 using the system described.

started and stopped depending on the state of the data buffer in the main memory.

As an initial experiment only the centre 1024 pixels of one channel are stored and using four bits from the ten-bit word. These are packed, four at a time, into 16-bits for transfer via the 18-bit input-output bus to the computer.

The two spare bits are used to carry the data valid and line-sync. signals. A routine written in assembly language separates one image channel, selects the required pixels and repacks them into a 6K ($\times 18$) buffer in core. This buffer is read out into a DECTape drive using an interrupt service routine. The PDP-9 data-channel transfer facility connected to the tape drives is convenient because it means the transfer, once initiated in the main program, continues without program intervention. This is vital where time is at a premium.

One DECTape, which stores 576 blocks each of 256 words, i.e. 1.4M-bytes, fills up in 96 seconds so some decision about the approximate image area must be made prior to reception. These sacrifices are unsatisfactory and if a better tape or disk drive were available would not have to be made.

It has been found that for simple pictures it is better to ignore the two most significant bits and take the next four. This means that all the available dynamic-storage range is used.

In any system of this type the constraints on the software are severe and some outline of the program may be of interest. When first loaded by means of the linking loader, the program requests which channel is required. On receiving this information via a v.d.u., it calculates

the number of words between the end of the sync. word (coincident with the line-sync. bit being high for one input cycle) and the word containing the first required image-data pixel (sample 512 in this case). This number is stored. The appropriate interrupt skip chain for the tape is set up and the tape rewound to the beginning.

The availability of a new data word is indicated by the word clock setting a device flag high. This is sensed by the computer by means of a flag check loop and the word is read into the accumulator, resetting the device flag. The word is examined for the state of the valid bit, and if it is not set, returns to the flag-check loop. If the valid bit is set, the program checks for the line-sync. bit, and again if not set returns to the flag-check loop. When line sync. is found the program counts the words that follow, rejecting them until the line delay runs out. 1024 words are then read (packed as 256×18 -bit words) and one image separated by counting each block of five words.

Each time a new 18-bit word is assembled it is stored in a 6K buffer in core using auto-indexing. The two spare bits are unused. A constant check is kept on the state of the buffer input pointer and when it reaches 3K the tape drive searches for the first available block and starts to empty the buffer by means of the data channel. When 3K words have been transferred out, an interrupt stops the tape and

winds it back to clear the overshoot. Because tape transfers data out faster than it comes in, by this time the input pointer has only just reached 6K.

The input pointer is reset to commence refilling the lower 3K of the buffer while the tape restarts and reads out the upper 3K. This cycle, where the tape-output pointer is in constant pursuit of the data-input pointer but never catching it, will continue until the tape is full, causing another interrupt. This stops further data input. At the end of 1024 pixels read from each line, the program returns to search for the sync. in the next line.

A particular problem involved the length of the interrupt service routine which effectively blocks input data transfers during its execution. This was solved by including an input flag and data check within the interrupt routine, depositing any input word in a temporary buffer to be dealt with on return to the program. It was not possible to use the tape handler within the PDP-9 operating system because of its complexity, incurring a heavy penalty in both memory space and time. A special handler was written and included as part of the program.

Display system

The display consists of a colour v.d.u. connected to a small frame store operating as a peripheral to the computer. The store uses static ram and is arranged as 12K by 4. This gives a basic picture of 96 lines, each of 128 pixels. This was chosen to fit in with the aspect ratio of the display. Data is loaded into the store by another program during which the display is not available. For display, the store is read out as 630 lines by repeating data, and converted to three analogue signals which operate the three colour guns of a standard colour shadow-mask c.r.t. Because the number of levels is restricted it is possible to have presets for each level on each gun, the adjustment of which sets the false colour enhancement. 630 lines are used to remove the interlace on the 25 frames-per-second picture which causes a vertical jitter as frames are repeated. The frame store can also be read slowly at four lines per-second and the result printed in monochrome on a wet-paper facsimile machine.

One problem surrounds the rather restricted display area which could be increased at reasonable cost using dynamic r.a.m. But with the present memory size it is possible to fit into the computer core a keyboard monitor, a v.d.u. handler, the operating program and two complete frames.

One tape of recorded data consists of 576 lines each of 1024 pixels, so only selected pixels can be displayed at one time. The present software requests the coordinates of the top left-hand corner of the required image and the required resolution; for example, giving the corner as 1:1 and skipping 5 lines and 7 pixels each time, a low-resolution overview is produced. This permits the identification of surface features. After a particular area of interest is identified, it can be enlarged to full resolution. This also means that adjacent squares in full resolution may be printed out and joined together as a mosaic.

Software image processing

Several improvements may be made to the quality of each frame using software enhancement. It is probable that there will be a certain number of noise pixels; these may be cleared by taking each pixel and comparing it with the average value of the four that surround it. If the difference is great, the pixel can be replaced by the average. With the correct limits, the improvement in quality is considerable.

As the digital-to-analogue converter is preset, the pseudo colour can be wrong, depending on the illumination, so some method of adjusting the 'black level' by adding or subtracting a constant is useful.

A third facility is only required if a facsimile print out is wanted. To make maximum use of the very poor dynamic range on the paper, an image stretching routine should be used. This expands the lower light values and avoids dull pictures.

Testing and adjustment

Adjustment and troubleshooting in a system of this complexity are a considerable problem, compounded by the fact that the satellite only passes over occasionally. The best way to tackle the problem is to set each section up independently. This may be done before all the sections are built.

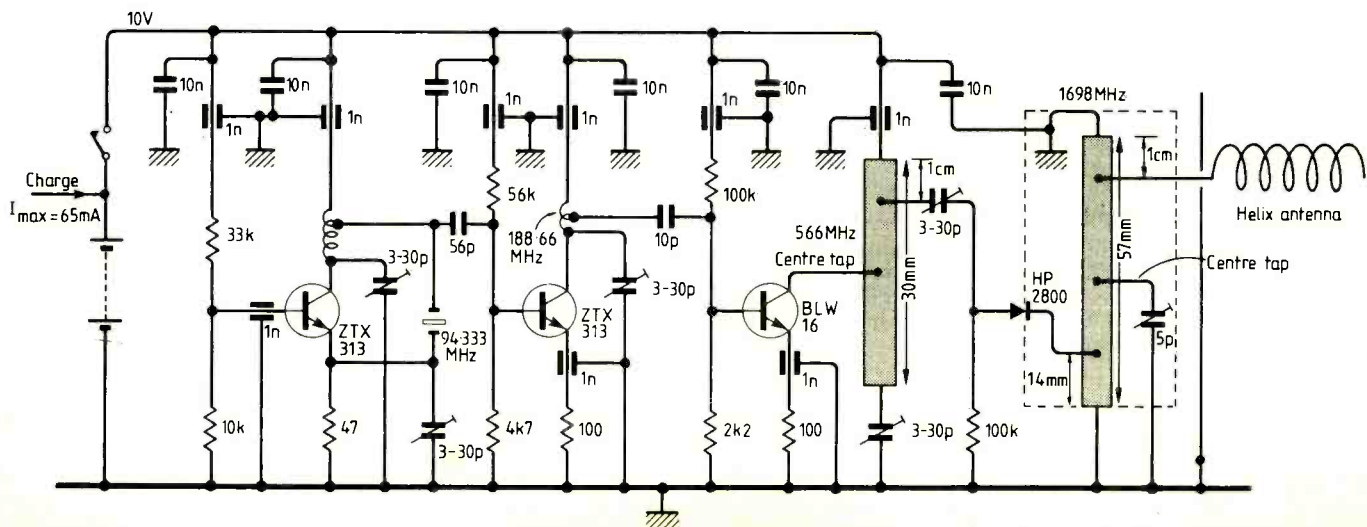
The easiest way to start is to adjust the antenna and receiver using an unmodulated S-band signal source. This source can be a microwave-signal generator connected to a small antenna, but if this equipment is not available a very low-power transmitter is easy to make. It can be battery operated and should produce r.h.c. polarization. By placing this transmitter some distance from the antenna and using the signal-level meter, the whole receiver may be checked out. Figure 16 shows the circuit diagram of such a transmitter. The antenna is a 10-turn helix wound with 16 s.w.g. wire on a 350mm length of 53mm diameter plastic drainpipe. This is mounted together with a plane reflector on the front of the transmitter's diecast box. The prototype was powered by 8AA NiCd cells.

To confirm that the correct harmonics have been selected in both receiver and transmitter, a narrow-band communications receiver should be loosely coupled to the 10.7MHz output. Only the correct combination of harmonics will result in a signal at 10.7MHz. When the whole receiver chain has been adjusted, the i.f. should be examined with a 50MHz oscilloscope to check for parasitics. A further check should be made by loosely coupling a v.h.f. signal generator to the 137MHz input and measuring the bandwidth. The 3dB bandwidth should be about 3MHz.

A general sensitivity test may be made by pointing the receiver antenna at the sun, when at least 1dB of sun noise should be observed*. It is difficult to specify an exact level value here because of variations in solar flux.

Direct observation of the satellite may now be made. A communications receiver should again be used to listen for the

Fig. 16. Circuit diagram of a low-power transmitter that can be used for antenna and receiver alignment and testing if a microwave signal generator is not available.



*The gain of the receiving antenna used with the prototype system was 22dB.

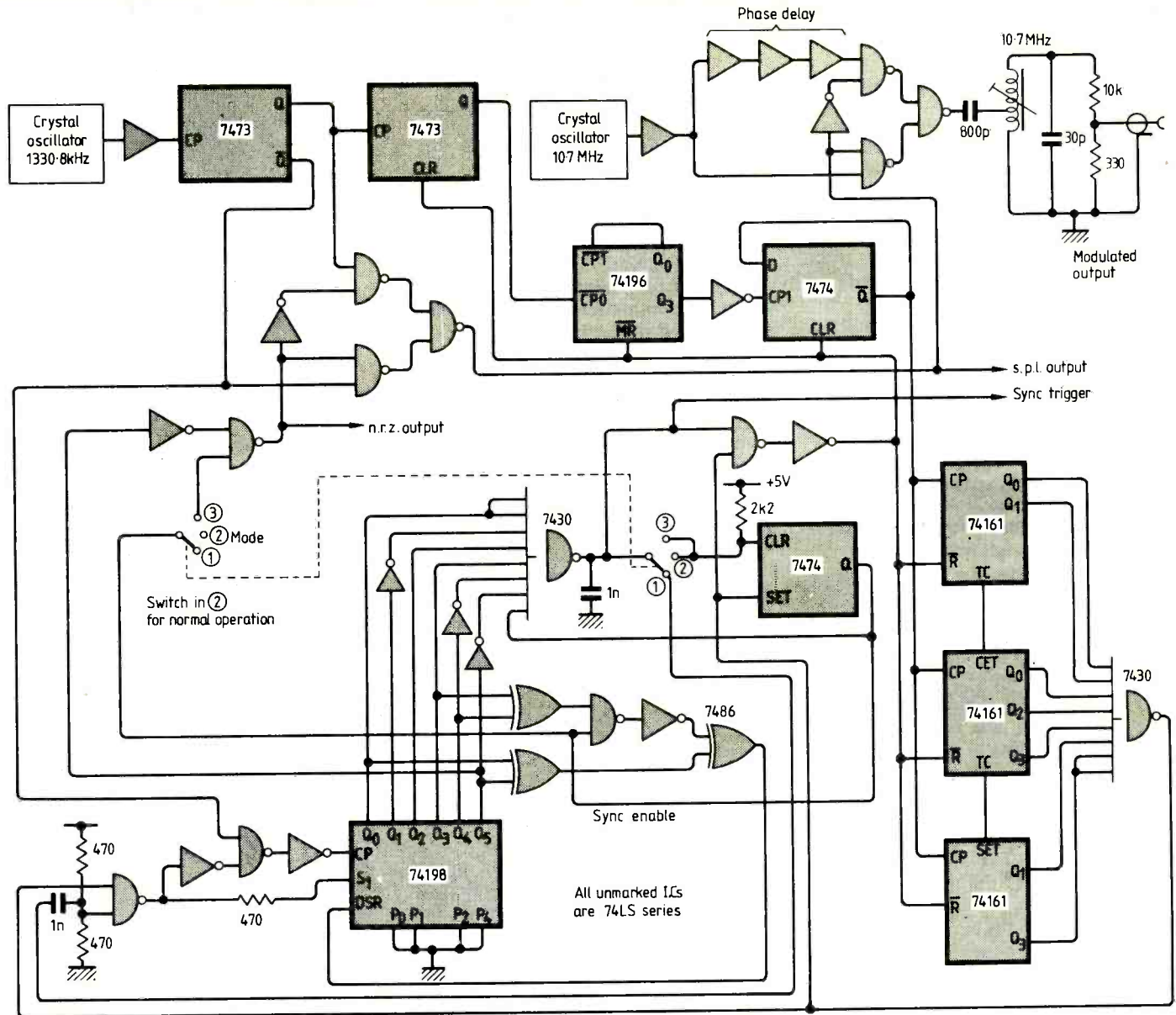


Fig. 17. This circuit is used to simulate the data content of the satellite transmission to aid testing and setting up of the system.

residual carrier, which is recognizable by a large doppler shift. A peak signal-to-noise ratio of about 8.5dB should be attained as measured on the signal-level meter.

The next step is adjustment of the p.l.l. in the demodulator. This should be done with a v.h.f. signal generator at 137MHz, coupled so that only a very weak signal is observed together with a large amount of noise. The v.c.o. should be tuned to lock onto the signal for about 100kHz around 10.7MHz as observed on the communications receiver. An oscilloscope attached to the v.c.o. control line will show whether or not the loop is locked. It should be possible to lock the loop over a small range with almost inaudible signal levels. A test with the satellite should now reveal recognisable data at the output of the post-detection filter.

Adjustment of the remaining circuits requires a continuous source of phase-modulated s.p.l. data. As the satellite does not provide this, a satellite simulator must be used. The signal is most easily injected at 10.7MHz and should consist of random data with the sync. sequence inserted at the correct rate. The most straightforward means of generating the sync. sequence makes use of the fact that the sync. pattern

is part of a maximum length pseudo-random sequence generated by a shift register with some of its outputs fed back. It is, in fact, the first 60 bits of a 63-bit generator started in 'all-ones' state. The polynomial for the sequence is

$$x^6 + x^5 + x^2 + x + 1$$

Analysis of these sequences is rather involved but nevertheless well documented¹⁴. The correct sequence is generated by a six-bit shift register with outputs 0,3,4 and 5 fed back. Figure 17 shows the complete circuit of the simulator.

Two crystal oscillators are used to produce the bit rate and carrier signals. A six-bit presettable shift register, clocked at the bit rate, generates the data stream. If the cycle starts with the sync. enable high, the register generates the sync.-sequence because all the required outputs are fed back. As the last bit of the sequence is sent, the 8-input NAND gate resets a flip-flop and counter. This makes the sync.-enable line go low, disabling two of the feedback outputs.

A different repetitive sequence representing picture data is now generated by the register. The counter counts the number of bits between the end of one sync. sequence and the beginning of the next. When the count runs out, the flip-flop is set and the shift-register is loaded with the pattern to start the sync. sequence. Now the sync.-enable line is high again, the sync. sequence is restarted and the cycle repeats.

If the mode switch is in position 1, the sync. sequence is sent continuously. This is used for examining the performance of the bit conditioner with an oscilloscope, when a recognizable short sequence is useful. The sync.-trigger o.p. gives a short pulse at the end of each sync. sequence to trigger the oscilloscope.

Position 3 of the switch sends sync. and all ones for error checking. The n.r.z. data, which can be monitored for correlation with the recovered output, is also available. After conversion to s.p.l., the n.r.z. signal phase modulates the 10.7MHz carrier. The phase modulator is rather crude but appears to suffice.

Use of this simulator enables the entire data recovery chain including clock

Continued on page 78

Cardboard clock

An outrageous project with educational uses

by Michael McLoughlin Haberdashers' Aske's School, Elstree

This clock keeps time to a few seconds a day and can be readily constructed with home tools. It can be made by one individual, or will serve as a holiday project for a small group. It illustrates much of electricity and mechanics, and has been found of interest at a variety of educational levels. The clock runs for about a year on an HP2 battery and has all the fascination of a little engine. The larger moving parts are cut from cardboard and this gives the device a slightly outrageous character, guaranteeing interest from anyone who sees it working.

To maximize fascination the working of the clock should be very visible, and this suggests the use of a pendulum. The latter carries a magnet, which receives drive from a stationary coil. Thus the gear train transmits no power, and the wheels only need to turn each other to record the time. This is such a light duty that the wheels can be cut from cardboard. To help overcome errors in construction these wheels are large, and many adjustments can be made to the clock after assembly. Fig. 1 is a drawing of the general arrangement.

Magnetic drive to the pendulum is quite an old idea, with the pendulum operating a mechanical switch to control the coil. When transistors became available a simpler system was devised, whereby the pulse induced by the magnet as it passes the coil is itself used to switch a short power pulse. An early system had two magnets on a balance wheel, with a stationary coil for each. One coil picked up a signal pulse, which was amplified and then fed to the other coil as a power pulse, and each winding had perhaps a thousand turns. More recently the two coils have been placed together and operated by a single magnet assembly, as in the widely used German movement shown in Fig. 2. By comparing coil resistance with coil volume in that movement, it may be estimated that the two coils contain together some 4,500 turns.

Such a figure completely excludes amateur construction. The difficulty was tackled head on by combining the two coils into a single coil of 100 turns, although this only yields some 20mV as the magnet passes over it. So the sensitive trigger circuit of Fig. 3 was developed to fire on this small pulse. The increased sensitivity found in that circuit is largely due to the relatively low value of the 10 k Ω resistor. This ensures that the first transistor is not saturated in the stable state of the circuit, and thus it is able to amplify even small input signals.

We leave further explanation of this circuit to the reader, and offer now some constructional suggestions. The reader who wishes primarily to evaluate the ideas involved is invited to proceed at once to the heading "Practical Points".

The construction will be described in its simplest form, leaving the reader to make such adaptations as he wishes. Caution is advised, however, in making changes on the mechanical side, as these tend to have knock-on effects.

The baseboard

The materials listed in Table 1 should first be assembled. To make the baseboard, cut out a rectangle of centimetric graph paper 23 x 13 cm, and copy on to it the points on Fig. 4. (Alternatively, use a tracing of Fig. 4 itself.) Stick the graph paper on to the chipboard base. The 10 mm cube blocks are feet for the baseboard: stick one under the front edge at the centre and one at each end under the rear edge. Then make, drill and bend the aluminium brackets shown in Fig. 4. Finally, drill the board as there suggested.


To mount components use 6 BA screws of about 13 mm thread length, inserting them from under the board. But do not wrap component leads round the screws. Instead, fix as suggested in the next paragraph.

To fix a lead, first load the relevant screw with a 4 BA washer. Then pass the lead close to the screw and tighten, so that the lead is trapped between washer and baseboard.

Two components can readily be trapped in this manner under a single washer, provided that their leads pass on opposite sides of the screw. On the two occasions where a second nut is recommended, the lead may be fixed by bending it. Where two washers are suggested, this is to deal with several connections, or to protect the thin coil winding wire.

Two BC108 transistors (or similar) are fitted into the 5mm diameter holes from beneath. But first bend the leads on each transistor radially outwards from the centre of its underside, taking care not to short to the can. Trap both emitter leads at e_1 , e_2 , and the remaining leads will point to their correct fixtures. Before fixing the 1 k Ω potentiometer, bend outwards at right angles the thin extremities of its three legs.

Acquire if possible two of the small T-style caps that close containers of detergent or washing-up liquid, as shown in Fig. 1. If the vertical height is excessive, shave small pieces off the base very carefully, to arrive at the dimensions shown. The 4mm dimension is the critical one, as it affects pendulum length. These T pieces are the



coil formers, and after drilling should be fitted (T upright) as shown under washers. The 100 turn coil can now be wound tightly anticlockwise as shown, using wire of diameter about 1/4mm (33 s.w.g.).

Pendulum post

This is prepared from softwood as in Fig. 1. The sawcut which defines the bottom of this post must be made with maximum care. The bottom face must be at right angles to the length of the post, and must tilt neither front-to-back nor left-to-right. Now cut from one of the lengths of studing sections of 70mm, 80mm, 90mm, using pliers or junior hacksaw. Clean the ends so that nuts will run on and off, by filing briskly at right angles to the rod. This task is made easier if a nut is already on each section when it is cut off. Bolt the 80mm length into the top of the pendulum post to give the pendulum bearing. The pendulum rolls on this rod, abolishing bearing friction.

Then screw two nuts against each other on the free forward end of this rod. Finally, screw the completed post to the baseboard as in Fig. 4. The only critical dimension in Fig. 1 is marked 284mm, and it affects pendulum length.

The pendulum

Form the bracket No. 2 (Fig. 1) from 16 s.w.g. copper wire or similar. A regular half circle loop may be obtained by bending with the fingers round a 7mm diameter screwdriver, for example. When a right angle bend is required, grip the wire in pliers so that the desired point of bending lies 2mm clear. Then push the wire round firmly with the fingers against the side of the pliers. The third loop is formed round pliers to embrace 6 BA rod. The first attempt at this bracket can be treated as a training run and discarded. The second attempt will be almost perfect!

The pendulum can now be assembled from Fig. 1. The largest faces of the ferrites will be the magnetically active surfaces, and the North seeking face can read-

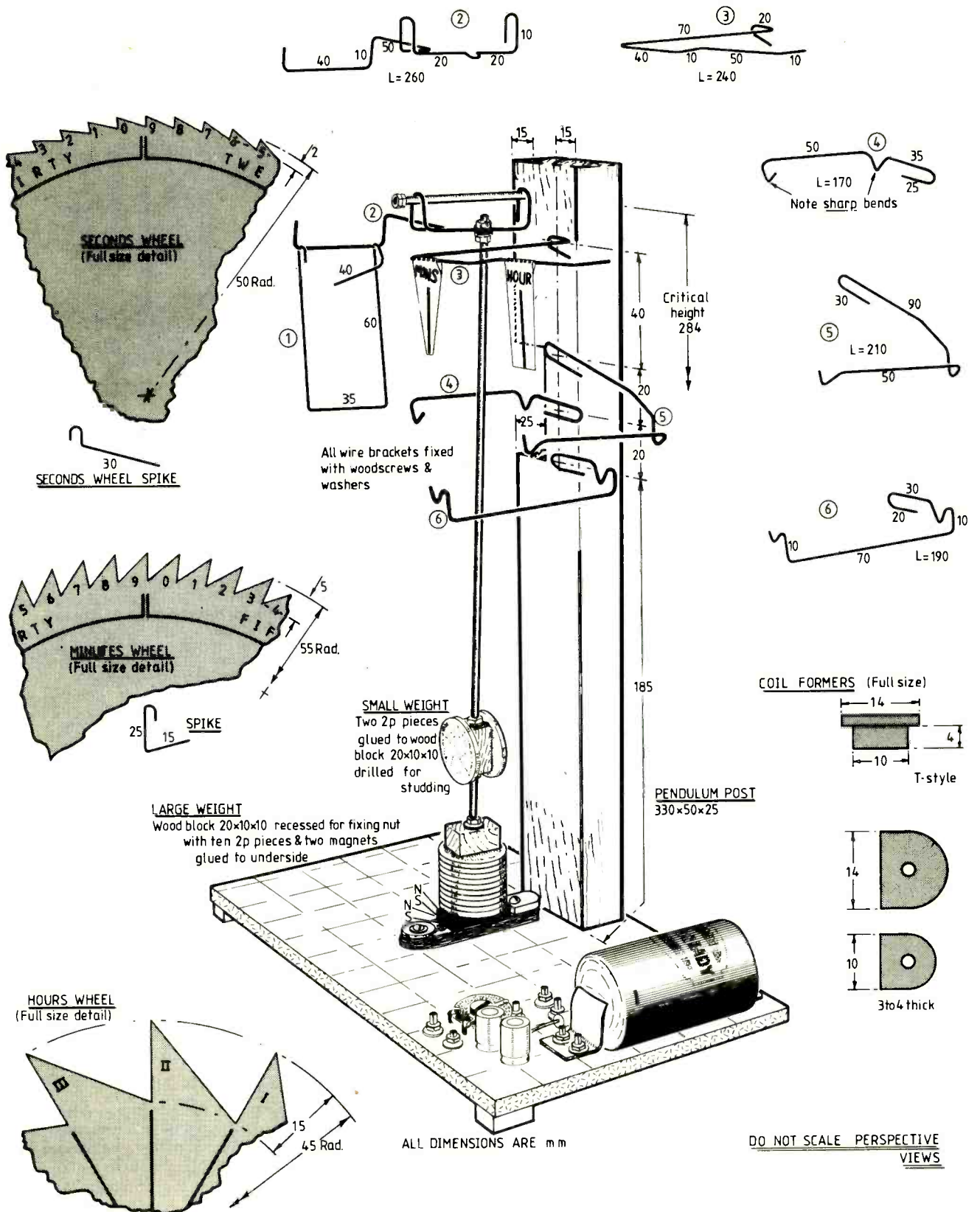


Fig. 1. Essential mechanism of the cardboard clock, showing parts of the three wheels and the axle support system. The pendulum has a period of 1Hz and so it cranks the seconds wheel directly. The offset spike at the centre of the seconds wheel drives the minutes wheel. Wire brackets are also shown. For the coil formers, if T-style caps from detergent containers are not available, use two pieces of material 3-4mm thick as shown.

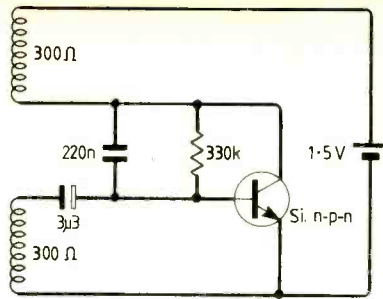
ily be identified by hanging a ferrite from thread. Fine adjustment of timekeeping is made by varying the position of the small weight indicated. It should be trapped on the rod between nuts and washers, and set initially some 40mm clear of the coin stack. All the coins can be recovered undamaged at any time by shearing the stack in a vice, to break the bonds of the glue.

Adjust the position of the upper bracket on the rod so that the semicircles made in it roll on the pendulum bearing, while the magnets at the bottom clear the coil by 1mm. This task is slightly easier if the washer below the bracket is of the non-slip variety. Install the battery, adjust the pot to about mid range, and set the bob swinging with a travel of 50mm or so. It should continue to swing indefinitely, with the amplitude adjustable on the pot. This success will encourage completion of the count wheel system.

Seconds wheel

Bend the bracket No. 4 as shown in Fig. 1. The V bends as indicated must be tight, and just over a right angle. For these V bearings, the important point is to provide a gap beneath the 6 BA rod. Even the smallest gap is perfectly satisfactory. This feature removes any tendency for a wheel to roll back after being moved. The same care must also be used in constructing the V bearings on the later brackets.

Using an 18mm No. 6 woodscrew with a washer under the head, clamp the bracket



to the pendulum post at the hole in Fig. 1. The woodscrew should pass through the loop of the bracket, half way along the 25mm part of it.

To cut the teeth on the wheel it is worth preparing a 6° template. Draw a circle of 60mm radius on a sheet of paper, using a sharp pencil. Prick accurately through the centre. Draw any one diameter of this circle. Using a protractor draw the other diameters that make angles of 6°, 12°, 18° with the first, and so on at 6° intervals. When drawing these diameters it is more accurate not to rely on the centre.

Now the seconds wheel can be made. Take the back of a school exercise book or other similar card, and check that when cut with scissors a clean edge is left, free from granulation. Draw on the card a circle of 48mm radius. Mark the centre with a cross of arms 10mm, and prick through. With the same centre draw a circle of 50mm radius, and carefully cut it out.

◀ Fig. 2. Circuit of Kienzle clock movement. Five times a second a semi-sinusoidal induced voltage of 500mV peak tends to raise the upper ends of both coils. Then a current pulse of 3mA lasting 10ms does work against the induced voltage in the upper coil. Thus each pulse transmits some 15μJ of energy to the movement. Tuning fork oscillators are powered in a rather similar way.

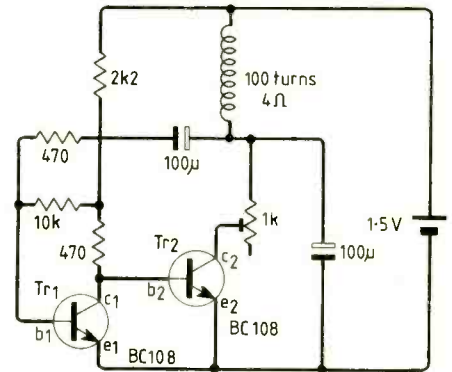


Fig. 3. The "millivolt monostable". The single coil is connected to this very sensitive form of the monostable circuit. When the hot end of the coil produces a 5mV negative trigger, a 100ms current pulse of about 3mA is provided.

Fig. 4. Full size plan of baseboard. But note the broken baseline: total length is 230mm. Do not drill the baseboard until the upper bracket is fixed. Prepare the lower bracket and position it with the aid of the battery. Then mark hole positions on the baseboard, and drill.

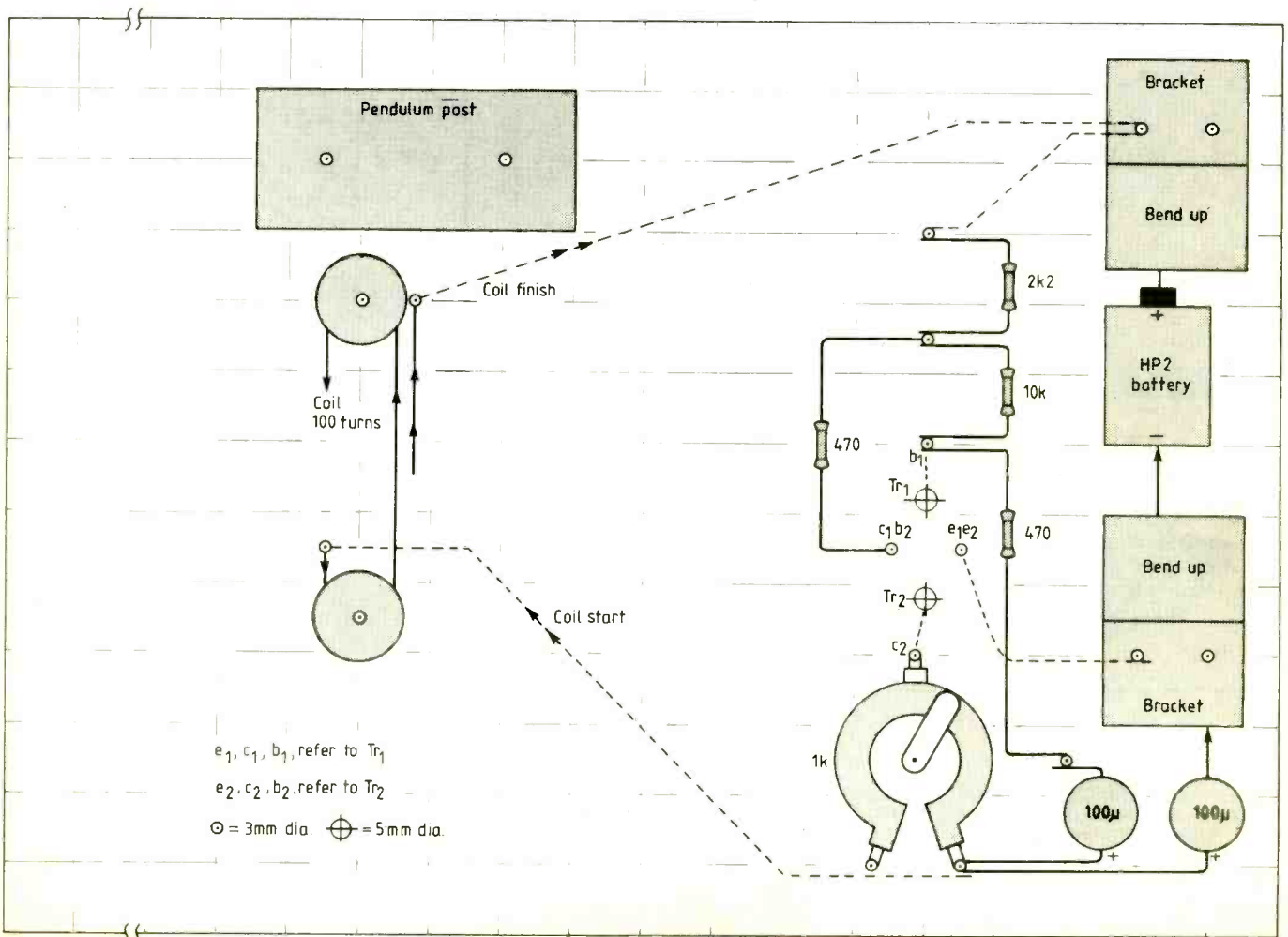


Table 1: parts for the clock**MECHANICAL MATERIALS** (dimensions in mm)

2 aluminium pieces 38 × 19 of 16 s.w.g.
 2 No. 10 screws 38 mm; 4 No. 6 screws 19mm
 Chipboard 230 × 130 × 6, with centimetric graph paper to cover
 Softwood 330 × 50 × 25
 3 wood blocks 10 mm cube; 2 wood blocks 20 × 10 × 10
 2 off 300 mm length 6 BA studding (threaded rod) from model/tool/hardware shop
 15 screws 6 BA of 13 mm thread length or so, with 37 nuts
 39 washers 4 BA (not 6 BA), ideally with one non-slip
 2 detergent container caps T-style
 12 coins 2p
 Cover from one school exercise book, or similar card

ELECTRICAL PARTS

2 ferrite magnets 25.0 × 7.7 × 6 or so (Magnet Applications Ltd, 323 City Rd EC1V have waived their small order charge in favour of WW readers, and for 24p in stamps will supply both ferrites, if a 26p s.a.e. is also enclosed.)
 1 foot connecting wire, say 24 s.w.g.
 1½ metre 16 s.w.g. bare/tinned copper wire (or strip 1 metre 13A cable, and use the thicker wire)
 12½ metres enamelled copper wire about ½mm diameter = 33 s.w.g.
 1 horizontal p.c.b. preset 1k (larger size: 20 mm diameter)
 2 resistors 470Ω, one 2.2k and one 10k, all ½W
 2 capacitors p.c.b. type 100 μF (not to be varied!)
 1 HP2 battery

Place this disc centrally over the template, and mark off two points 180° apart. Then make the intermediary marks. Using the inner circle as a guide, make by eye 2mm radial cuts inwards from the points just marked on the circumference. Choose which side is to be the front of the wheel, and complete the teeth with slanting cuts, as shown in Fig. 1, top diagram. Do not use a mirror image, but follow the slants as shown. Keep the slant angle constant, and this will compensate for errors in the radial cut. The precise length and direction of these cuts is not too critical, but the radial cuts must start at the correct point.

Number the teeth in the direction shown, using a felt-tip pen. Teeth 25-34 are illustrated. To control warp, cut a second disc of half the radius, and glue it to the back of the first. Form the spike, using the thin connecting wire. Now trap the seconds wheels between washers at the front end of the 70mm length of studding. Then slip on an extra washer to trap the spike. This must point out ahead of the wheel, parallel to its axle, but 4mm off centre in the direction of tooth 15. This spike will then provide the correct drive for the minute wheel.

Place the completed seconds wheel in its bearing. Make the claw No. 1 in Fig. 1, but again using the finer connecting wire. The 40mm tail is an adjustable counterweight, which varies the pressure exerted by this claw on the seconds wheel. The diameter of the curves of the claw should be 4mm or more, to ensure that rolling takes place on 2. Hang the claw there, and loosen the screw holding bracket No. 4. This bracket can now be moved horizontally, to allow the claw to hang vertical, touching the wheel at about the level of its axle. The pendulum should now drive the seconds wheel. If at any time this wheel starts to squeak, place a little lard on the front bearing.

Minute and hour wheels

Make the minute wheel bearing 6 in Fig. 1, constructing the V bends once more as explained above. Clamp the bearing to the pendulum post as shown. Now draw on

wheel teeth, but it should only penetrate some two thirds of the available distance. Also when the seconds spike leaves the minute wheel it should next enter it near the centre of the next tooth. If the spike does not meet these two requirements, its radius can be adjusted.

Make the hour wheel bearing 5 in Fig. 1 without bends, and fix at the hole 2 on the post. Draw on card a 30mm radius circle, marking the cross at the centre and pricking through. Draw a concentric circle of 45mm radius, and cut it out. Mark the perimeter from the template, but only every 30°. Make 15mm radial cuts and choose the front. The slanting cuts are large, and they and the numbering follow the direction of the seconds wheel. Number the teeth I-XII. Mount the wheel at the front end of the 65mm or so length of studding remaining. Adjust the position of the bearing so that the hour wheel is correctly driven. This will include making two bends to bring the wheel forward somewhat. When the hour wheel is correctly driven each operation by the minute wheel leaves a radial side of an hour tooth vertical.

Finally the bracket 3 is constructed, and fixed at a hole on the post. Before making the bends shown at the top of 3 compare with the actual clock, to ensure that 3 will do its job. On its 40mm and 50mm sections it has to carry a card which can slide horizontally. One card indicates which tooth of the minute wheel is to be read, and the other does the same thing for the hour wheel. The time can be read more easily if these cards hang just behind the wheels, and extend just below them.

Practical points

A warning: the pendulum bearing can absorb some energy if the semicircles on No. 2 do not line up with the threads at the point of contact. If the pendulum bob describes a curved path that takes it out of the vertical plane, this is because the semicircles just mentioned differ markedly in radius. If a tooth is ruined while constructing any wheel, another can be stuck behind it. But keep glue off the active surface of the new tooth. If this addition unbalances the wheel, it may be brought back into balance again by glueing a 1cm square piece of card on the back in an appropriate position. If desired the wheels may be tested for balance by tapping the baseboard, and then corrected as above.

Lowering the adjusting weight by one turn of its fixing nuts slows the clock by about ten seconds a day, and conversely. Thus good timekeeping may rapidly be achieved. The clock malfunctions in strong draughts or vibration, but the time shown can be readily adjusted. Seconds should be read where the claw touches the seconds wheel. Enthusiasts may add a moon wheel, which will keep quite good time if two spikes on the hour wheel address a 59 tooth moon wheel.

Two patents are held on the clock, but that only stops it being made if some sort of financial gain accrues, and indeed full constructional details have been given here. A kit might be preferred, but no

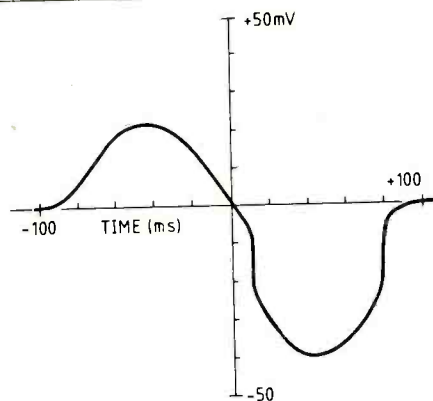



Fig. 5. Trace of the potential of the hot end of the coil in Fig. 3 as the magnet passes in either direction. Triggering occurs when the induced volts reach some 5mV negative. The negative pulse should occur as the magnet is leaving the coil, so that a long pulse has no ill effects.

card a circle of 50mm radius, and mark the centre with a cross. Prick it through. Draw a concentric circle of 55mm radius, and cut it out carefully. Mark the periphery from the template as before, and make 5mm radial cuts as in Fig. 1, middle diagram. Choose which side is to be the front, and complete the teeth and numbering as shown, noting that slanting cuts and numbers now proceed in the other direction. Back the new wheel with a 25mm radius disc, and mount it at the front end of the 90mm length of studding. Make the spike shown and trap it behind an extra washer, but this time at the rear of the wheel below tooth 07. This spike will then drive the hour wheel correctly. Now mount the minute wheel in its bearing, and terminate the axle at the rear with two nuts screwed together, so that the axle has little freedom of movement backwards and forwards. Ultimately both other axles may be so terminated.

Imagine the seconds wheel axle to extend forward indefinitely. Now adjust horizontally the bearing of the minute wheel, so that its teeth would just scrape the extended axle. As the seconds wheel rotates, its spike will now mesh with the minute



The completed cardboard clock, which runs for about a year on an HP2 battery.

large manufacturer has been found to produce one. However Webbonware, 398 Hatfield Rd, St Albans, Herts, will supply a complete and engineered kit (less battery) for £17, which includes postage and packing. The teeth on the wheels are marked for cutting out, and all drilling is done. Baseboard and backboard are elegantly shaped in hard wood, but to look their best they need some finishing. Strip-board is provided to connect the electrical parts, which are then concealed. In this form the clock becomes a permanent piece of furniture.

Energy balance

A pendulum is a device which lends itself to measurement. By observing the decay in oscillation when there is no drive, it is possible to study the energy absorption of the various parts. When the amplitude is at its maximum permissible value the claw is almost drawing forward two teeth at a time on the seconds wheel. At this amplitude some $5 \mu\text{J}$ of energy are absorbed per cycle in overcoming the air resistance met by the bob, while a further $3 \mu\text{J}$ is needed to handle friction at the axle of the seconds wheel. But the amplitude also has a minimum permissible value of about half the above, when the claw only just succeeds in moving one tooth of the seconds wheel. Here the friction requirement remains unaltered, but the air resistance element falls as the 2.5th power of the amplitude, and so reduces to about $1 \mu\text{J}$.

Thus the air resistance of the bob provides an energetic buffer against amplitude variation, and it must not be reduced. If the pot is adjusted for maximum permissible amplitude when the battery is new and

delivering 1.6V, it will be found that when the battery is old and delivering only 1.1V there is still more than sufficient amplitude to drive the clock. With this endpoint voltage the battery specified yields nearly 10Ah, and so at about 1mA consumption the clock should run for over a year.

Electrical measurements complement these mechanical observations. Arrange for the pendulum to swing with amplitude near the maximum permissible, while driving the seconds wheel as usual. Monitor meanwhile the voltage across the coil on an oscilloscope. As shown in Fig. 5 something like a single sine wave cycle is induced as the magnet passes over the coil, with amplitude some 25mV. Superimposed on this is a clearly distinguishable 16mV power pulse which switches rapidly and lasts 100ms. The coil is 4Ω so the power current was 4mA, flowing for 100ms against an induced e.m.f. of average value some 12mV meanwhile. All this happens twice in the pendulum cycle, and multiplication shows that during that time some $10 \mu\text{J}$ of kinetic energy are transferred to the pendulum. This is very close to the $8 \mu\text{J}$ suggested above from mechanical studies.

As with the electric motor, energy is transferred when current flows against back e.m.f. But the battery has to overcome not only the 12mV just mentioned, but also the 1500mV found at the pot. So the circuit is less than 1% efficient, compared with the 30% that may be deduced from Fig. 2 for the Kienzle device. This is the price paid for a simple coil and magnetic circuit. Nevertheless, the battery lasts a year, and this might be regarded as sufficient.

Weather-satellite images

Continued from page 73

regenerator, demodulator and sync. detector, to be adjusted. The input level should be progressively reduced and each part 'retweaked'. The whole system should be adjusted by monitoring the noncoincidence pulses at the error monitor point in the bit conditioner. Final adjustment is a significant problem and can only be achieved after much trial and error.

Results and conclusion

A number of images have been recorded using this system and the ground resolution obtained is close to that specified in the spacecraft parameters list of 1.1km. It is likely that many improvements could be made by other experimenters but it is the intention that this article should be a basis for further work rather than a complete discription of a finished project.

Although the system was designed for h.r.p.t., facilities for Meteosat p.d.u.s. will be added since the Meteosat system is fully operational again: the basic philosophy is similar. Further design information about both systems is readily obtainable^{16,17}.

Many people offered advice and help during the development of the equipment. I would particularly like to thank all my colleagues at Feedback Instruments Limited, Miss C. Thoburn (Royal Greenwich Observatory, Herstmonceaux) and Mr W. S. Steer (Imperial College, London) without whose encouragement the project might never have been completed.

References

14. Generation and Properties of Maximum Length Sequences, W. D. F. Davies, 'Control' Vol. 10 numbers 96 and 97.
15. Antenna and Receiving-System Noise-Temperature Calculation, L. V. Blake, US Naval Research Laboratory, September, 1961.
16. Guide for Designing RF Ground Receiving Stations for TIROS-N, NOAA technical report NESS 75. Obtained from US Department of Commerce, NOAA (National Oceanic Atmospheric Administration), NESS (National Environmental Satellite Service), Washington DC 20233, USA.
17. Meteosat High-Resolution Image Dissemination, European Space Agency.

The NEC semiconductors mentioned in the article can be obtained through California Eastern Laboratories, 2 Clarence Rd, Windsor SL4 5AD (telephone Windsor 56891) and the address of the p.t.f.e. board manufacturers is 3M (UK) Ltd, PO Box 38, Yeoman House, 57-63 Croydon Rd, Penge, London SE20.

The chip capacitors mentioned in the first article have a value of 100pF and not 1nF as shown in Fig. 1. The manufacturer's type number given is correct.

The circuit shown in Fig. 15 of last month's article needs a slight modification. A series capacitor of 100pF is required in the g sync line to the 4017IC reset input. The capacitor is followed by a 10k-ohm resistor to ground so that the R and C form a high-pass filter. Without these components some resetting problems may occur.

Britain backs L-Sat

The UK government is to provide £77 million of the £230m cost of developing and building a large European Space Agency satellite for telecommunications and broadcasting. This is the L-Sat, which has been under discussion for a good many years (see, for example, November 1980 issue, p.65). The other major partner in the consortium for building it is Italy, and participants include Canada, Netherlands, Switzerland, Austria, Belgium, Spain and Denmark. Originally France and Germany were to have been major partners in the project, but in 1979 they withdrew and started a collaboration to build their own satellites (one for each country).

L-Sat, for which British Aerospace is the prime contractor, will be a new design of geostationary satellite platform, suitable for carrying a

wide range of payloads. Two of these will be 12GHz transponders for pre-operational use in satellite broadcasting, and their aerial beams will be steerable to cover any European country. Other transponders will allow trials on business communication systems, with uplinks in the 14-14.5GHz band and downlinks in the 12-12.75GHz band. The first flight, planned for 1986, will provide demonstrations and experiments in advanced digital communications and direct television broadcasting.

The spacecraft will be placed at 19° West in its geostationary orbit and will carry fuel for five years of operations. Designed to be launched either by the Ariane rocket or the US Space Shuttle, it has been matched to the predicted satellite market up to the end of the century.

British Aerospace estimate the total market to include at least 120 large satellites. The L-Sat contract is worth about £150m to them.

Marconi Space and Defence Systems will provide the business communications payload, which will be the first in the world to use on-board switching between multiple-spot aerial beams — a technique that increases the communications capacity obtainable for a given size of satellite and a given frequency allocation. This technique is expected to be used in most future communications systems.

● British Aerospace are also prime contractors for the series of European Communications Satellites, ECS (for which the first launch is due in 1982) and for the Maritime Communications Satellites, MARECS (first launch due soon).

More letters

Horn loudspeaker design

In 1974 you published Dinsdale's three-part article¹ on horn speaker enclosures for domestic use with numerous theoretical aspects outlined. These include the beautiful ideas of Voigt who showed that a tractrix profile for a round horn would allow a wave front always perpendicular to the horn edges to travel up the horn, meeting the condition of travel with constant velocity for every part of the wave. The wave front is spherical with a constant radius equal to the length of the straight line which generates the tractrix. At the mouth the direction of the horn profile is perpendicular to the axis and the wave front stands on it, a perfect hemisphere, before setting off to meet some diffraction problems as its introduction to the big world outside. Whether it has the same intensity all over the hemisphere, I wish I knew.

In later correspondence one reader mentioned the failure of the familiar flattened tweeter horn to spread out the treble as widely as was hoped (in a design independent of Dinsdale). Dinsdale's Fig. 13 shows clearly how for a treble horn he elongates the horizontal cross-section and compresses the vertical cross-section, using an exponential horn, I think, though there is something worrying about the way his profiles in Fig. 13 both fall initially *inside* the circular-horn profile they derive from. But a proper consideration for the spherical wave emerging tangential to the end of the horizontal profile would apparently entail enclosing it all round at this stage in its journey, by bringing the top and bottom out in a curve for some 5in extra to a horn 5in long! Small tweeter horns are becoming almost a logo on transistor radios but in so far as they are generally flat-fronted and elongated sideways they presumably all suffer from this fault.

Further, my reference to diffraction problems was triggered by coming across a design for a narrow horn expanding between vertical planes to become elongated vertically — which spread the treble sideways by diffraction. All this tends to show why a pair of tweeters tilted left and right is sometimes used without horn loading, while others find it necessary to subdivide the horn longitudinally so their partitions can curve outwards and take the sound with them to get wide dispersion. Dinsdale's horn works into a baffle (hemisphere loading) but I suspect anyone using a flat-fronted horn without a baffle

is going to get disappointing results as their spherical wave will be in poor condition when its edges reach the lateral limits of the horn. In practice wavefronts are pretty thick compared with horn size if they fall within the passband, but it is useful to compare them to a rather durable soap film being blown towards the mouth, which can be imagined standing neatly at the outline of a laterally elongated tweeter horn with a bowed front.

Bernard Jones
London W1

Reference

1. "Horn loudspeaker design", J. Dinsdale, *Wireless World* March 1974, p. 19, May 1974, p. 133, June 1974, p. 156.

Concepts in physics

I have mixed feeling about J. L. Linsley Hood's letter in the November 1981 issue discussing the prevalent censorship of any ideas which have tended to cast doubt on the validity of orthodox theories.

The self-appointed guardians of the faith, who have arrogated to themselves the right to stop me from publishing in any learned journal in Britain and the USA by means of the refereeing system, are today an extremely ignorant, arrogant bunch in the fields of relativity and electromagnetic theory. On the other hand, the fact that one is a dissident does not necessarily mean that one is competent, and unfortunately one at least of the suppressed dissidents has failed completely to understand his subject. I only wish the lines were more clearly drawn between the goodies and the baddies.
Ivor Catt
St Albans
Herts

Selective calling on c.b.

I note that condition 6 printed on my Citizens' Band licence application form permits the use of selective calling and transmitter identification signals. In view of the enormous benefits which would derive from standardisation now, may I offer the following suggestions.

1. Each station to be identified by a ten-digit number made up of the eight digits of the licence number and two digits selected by the

licensee differently for each transceiver owned.

2. The selective calling signal to consist of the called station identity, calling station identity, a channel number and an error detection code. The called station identity would either be input on a calculator type keyboard on the unit or called up from a store of frequently used numbers.

3. The called station to display or change automatically to the channel number in the received signal, thus enabling selective calling signals to be segregated from voice signals on different channels if required.

4. The called station to display the calling station identity and give an audible and/or visual indication to attract the operator's attention.

5. The called station to reply by sending its identity, and positive confirmation that this has been received to be given to the operator of the calling station.


The use of some form of tone coding would be desirable as this would allow add-on selective calling units to be plugged in to the microphone and loudspeaker sockets of existing transceivers. For example two tones could be used, 2.4kHz marking and 1.2kHz spacing, and the data transmitted as a bit stream after a short burst of marking tone. A data rate of about 50 bits per second possibly would be appropriate in this case. The two station identities sent as 34-bit binary numbers, the channel number as six bits and about another six bits of error detection code would give a total of eighty bits and a transmission time of 1.6 seconds with the rates and frequencies given above. It should be noted that these frequencies are intelligent guesses only, chosen for convenience of derivation from a standard 2.4576MHz microprocessor crystal, as before 2nd November 1981 I could perform no actual tests.

R. Billing
Farnborough
Hants

Direct digital frequency synthesizer

Dr J. H. J. Dawson, author of "Direct digital frequency synthesizer" in the December 1981 issue, asks us to print the following acknowledgment, which was not included in the published article: "Thanks to André Noest, for many helpful discussions during the design of the synthesizer, and to Professor Nibbering, Laboratory for Organic Chemistry at the University of Amsterdam, and the Netherlands Organisation for Pure Research for commissioning and financing the project".

New Products



Hard-disc for HP's

A new company specializing in hardware and software for Hewlett-Packard systems, Protek, have made available in the UK a 5M-byte hard-disc drive for Series 80, 9825, 9826, 9845, 250 and 125 desktop computers. The MSC9800, from the Microcomputer Systems Corp., is fully compatible with the aforementioned computers, even down to the paintwork, and incorporates a 5 1/4in Seagate Technology Winchester drive. A single-board controller is used. The controller provides 22-bit error detection, 11-bit error correction, a 256-bit data buffer, single-command disc initialization and a switch selectable bus address. The unit measures 159 by 254 by 305mm. Protek Electronics, 115 Alderney Street, London SW1V 4HE.

WW301



mate prices are, under £700 (starting price) for the 152, under £500 for the 150 and around £500 for the 739. RS232 or Centronics-parallel interfaces are available for all models and the 739 also has a 20mA-loop option. Centronics Data Computer, Petersham House, Harrington Rd, London SW7.

WW302

Dot-matrix printers

Additions to Centronics' range of matrix printers for microcomputer users have been made. First is the 132-column model 152 with a print speed of 150chars/s. This is a bi-directional printer with a variable-width tractor feeder for both fan-fold and single-sheet paper and produces from 5 to 16.4 characters per inch in both expanded and compressed modes. Self-test is incorporated. The model 150 is an 80-column version of the 152 but with a removable tractor. Lastly, an improved version of the existing 737 printer, the 739, has been produced. Among the improvements are increased speed (100 chars/s), full pin-addressable graphics, a 'top-of-the-form' (i.e. printer automatically runs to top of next page) capability and self-test. A cover, claimed to reduce noise to 60dBA, is standard on this model. Approxi-

Power op-amps

High-voltage power op-amps from Apex Microtechnology are available through Pascall. The PA83A has the highest output-voltage swing of this range of hybrid-TO3 devices at $\pm 145V$ max. Its minimum output current and slew ratings are 75mA peak and 30V/ μs respectively. At



present, the device with the highest current output is the PA07A, rated at 5A minimum (peak). Maximum output-voltage swing and slew ratings of the 07A are $\pm 47V$ and 4.5V/ μs respectively. Both the 83A and 07A have a typical d.c. input impedance of $10^{11}\Omega$ and the slew rates given here are for maximum load. There are 11 devices in the present range and another four planned, one of which will deliver a minimum peak-output current of 15A. Pascall Electronics Ltd, Hawke House, Green Street, Sunbury-on-Thames, Middx TW16 6RA.

WW303


C.v. transmission controller

A reduction in fuel consumption of between 10 and 15% is claimed for the Tecton Motronics digital continuously-variable transmission controller. The system, designed to operate with any c.v.t./engine combination, is programmed to monitor load speed, load torque, engine speed and load-speed demand and adjust the throttle and transmission accordingly. The best possible overall efficiency under any load conditions and at the demanded load speed is claimed. Tecton Motronics Ltd, 12 St George's Rd, Leamington Spa, Warwickshire CV31 3AY.

WW304

Plastic screws

Nylon screws with metal cores are manufactured by Plastic Screws Ltd. These screws are claimed to combine the advantages of their all-plastic equivalents with much increased mechanical strength. The heads, forming part of the metal core, can be round, countersunk,




fillister or round-with-washer types. Plastic Screws Ltd, Uddens Trading Estate, Nr Wimborne, Dorset BH21 7NL.

WW305

Liquid-level sensors

Fluid-level monitoring units operating on the diaphragm/strain-gauge principle are available from RDP. LL-series 'liquid-level transmitters', as RDP call them, may be obtained with an attached output circuit providing either 0 to 5V d.c. or 4 to 20mA. Sensing heads can have a circular mounting flange or they can be delivered for plumbing directly into a tank's outlet. RDP Electronics Ltd, Grove Street, Heath Town, Wolverhampton WV10 0PY.

WW306



Data logger

Up to 128 analogue and 240 16-bit digital inputs can be handled by the mDAS/SP software-programmable data logger from Base Ten Systems. This unit, with built-in c.r.t. display, 'qwerty' keyboard and cartridge recorder has 76 Basic commands and 64 graphics characters. Data acquisition, recording and control instructions, analysing routines and compensation/linearization for sensors can be programmed. Both programmes and acquired data can be stored in the logger's cartridge recorder. Software for the unit includes scan, alarm, linearization, control, graphics and file-handling routines. An option with internal printer is available; remote printers and v.d.us can be driven through a serial link. Other options include RS232 and IEEE488 compatibility and CCIR composite-video output. Base Ten Systems Ltd, 12 Eelmoor Rd, Farnborough, Hants GU14 7QN.

WW307

Speech synthesizer

Integrated-circuit sets for Triangle's Instant Speech system, previously only available as part of an assembled unit, can now be obtained separately for around £39. The TDS934 set consists of a speech synthesizer, a speech memory and four standard ics for voltage regulation and filtering. Up to eight memories can be used with the system; the one supplied contains data for the words 'oh', point, gram, kilo, ohms, volts, amps and numbers one to nine. Extra memories can be programmed to customers' requirements at 48 hours notice. Microprocessor control is not essential but serial and parallel interfaces can be used. Using a few extra c.m.o.s. i.c.s, the vocabulary can be expanded to almost any size, claim Triangle. An assembled system on Eurocard (see photo) costs £97.06. Triangle Digital Services Ltd, 23 Campus Rd, London E17 8PG.


WW308

Tv monitor oscilloscope


Incorporated in the Gould OS3351 oscilloscope is a BBC-designed time-base for monitoring and measuring broadcast signals. This 30MHz dual-trace instrument accepts composite-video signals, with or without 'sound-in-sync', which can be examined in one of six triggering modes. Any line, or line-pairs in the range 16/329 to 22/335, can be selected and displayed. Triggering can be delayed continuously by up to 90µs for studying parts of a line. Line selection is by push-buttons, the displayed line number



WW307



WW308



WW309



WW310

being indicated on a 3-digit display. The triggering point of a tv frame may be displayed as a 'bright-up' line on the picture to establish the relationship between waveform and picture. A single switch is used to change between picture and waveform display modes. The OS3351 can also be used as a conventional 30MHz oscilloscope. At 1mV/cm the bandwidth is 0 to 10MHz. Gould Instruments Division, Roebuck Rd, Hainault, Essex IG6 3UE.

WW309

Tunable filter

An automatic variable-bandpass filter covering the range 1Hz to 1kHz has been introduced to the market by Bang & Olufsen. Primarily intended for audio equipment assessment, the TF2 has a filter width of around 10% with 40dB/octave skirt selectivity and a gain of approximately one (in the pass-band). Manual and automatic-sweep modes and sweep range are selectable. Applications include wow-and-flutter and resonance measurements. An output for an X,Y recorder is provided and an option for remote control is available. Danbridge (UK) Ltd, Sherwood House, High Street, Crowthorne, Berks.

WW310

Phase-locked oscillators

A series of phase-locked oscillators from RFD covers the range 0.4 to 5.2GHz. Stability error of the internal reference is ± 3 parts in 10^5 over the operating temperature range of 0 to 50°C. R.f. output levels are +20dBm for types in the range 0.4 to 2GHz and +13dBm for 2 to 5GHz types; units with higher output levels can be supplied. Harmonics and spurious are -20dBc and -80dBc respectively and power re-




quirements are 12V to 28V d.c. at around 150mA. Units can be supplied to operate on either an internal or external reference with automatic switch-over between the two. Other options include lock-limit alarm, mountings to customers' specifications and extended temperature range. Dimensions of the units are 32 by 57 by 57mm excluding terminals. March Microwave Ltd, 112 South Street, Braintree, Essex.

WW311

SIDEBANDS

By Mixer



Lost for words

However ingenious and hardworking electronic engineers are, you'll always find someone ready to sneer at their work. I used to find that sort of thing very depressing myself when I was employed to design things. Come up with any kind of device you like to mention and I guarantee there'll be some character around who will ask, with ready wit, whether it will play 'God Save the Queen', or remark that if only you'd made it a bit heavier it would have performed with credit as a doorstop.

I've even been guilty of that sort of thing myself, but the time, as I now recognize, has come to stop it. I've always prided myself on knowing my limitations, and when something truly stupendous is announced I feel I have to bow to a superior intelligence and simply report the fact. This is that Olympus Optical make a little dictation machine which has recently undergone 'an interesting development'. Pearlrecorder X-R1 - I hardly know how to say this - is a dictation machine 'with additional yodelling facility'. It can be connected to a timer which will not only wake you in the morning but send you off to sleep at night to the sound of yodelling. This intelligence, I must point out, comes not from the Olympian heights direct, but from the p.r. organization at the Berlin show, so the Japanese-German-English translation may have introduced an element of whimsy.

There is, as they say, no answer to that. Never again will I look forward to each day's post, hoping to see something to brighten my humdrum existence. When you've reached the peak, what then? From here on, it's downhill all the way.

Just one point, though, before I find a wall to bang my head against: if this is 'an additional yodelling facility' does it mean that all dictation machines already have a built-in, basic yodelling facility? Perhaps I'm not exploiting the full potential of mine.

Small talk

When I was being persuaded to part with my wind-up gramophone in favour of 'hi-fi' equipment, a few years ago, one of my colleagues who had placed himself in charge of my sonic education used to drag me all over South-East England to listen to loudspeakers. After the first two or three of these lecture tours my hearing began to fail under the assault: it must have been that, I suppose, but anyway I found that I couldn't swear to any audible difference between any of the gigantic boxes he showed me. It seemed to me that so long as the speakers occupied not less than a quarter of the volume of a good-sized sitting room they could be called high-fidelity units.

Maybe it all got to be a bit too much, or perhaps the application of science instead of guesstimation began to tell, but whatever the cause there is now a great number of tiny boxes, all labelled 'high fidelity'. Until quite recently, I'd thought that this description was a bit optimistic, but I've had a pair of microscopic Koss speakers on loan for several weeks and they've brought a new element into our lives - space: we have rediscovered carpet we haven't seen for years. No longer does the cat cringe in terror at the sound of Val Doonican - I do, but the cat's all right because the speakers are up on bookshelves, being only the size of a couple of atlases. And all this has been achieved without any significant loss in sound quality, to my ears at least.

There's a problem, though, because we've lost a talking point. The ones I had before were pyramidal, omnidirectional speakers and people who had never been before couldn't resist asking what in the world they were, which usually started a conversation along the lines of "Vivaldi wrote one concerto 400 times" or "Did you know Mozart was a drunken slob?". Riveting stuff, and it's gone forever. I expect we'll have to talk about Wedgwood Benn, now.

Record - of a sort

I think I can claim a record, or maybe the Post Office can. I've heard before of the sorting-office people dealing with impossibly addressed mail, but this time they've really pulled one off.

It was a letter from Belgium, posted in September and reaching me about a week later, that put them on their mettle. The address was "Mixer, Stamford Street, GB": not only an incomplete address, but the wrong area, because we've been here in Sutton since last November. It didn't stump the PO, though - they got it in one. They delivered to Dorset House, reasoning that only someone employed by IPC would assume a daft name like that, I suppose, and it was collected from there by the forwarding service.

Although I don't expect it will stop me grumbling when I arrive home from holiday before my "Wish you were here" communications, I feel like standing the relevant sorter a drink. I'd send the money off, except that it would most likely get lost in the post.

Plan-view

I don't know whether the motor car will survive the next twenty years, in view of the drying up of oil wells, but if it does - perhaps with some other method of propulsion - the inside isn't going to look much like the kind we're used to. The seats will still, I expect, be people-shaped,

but the instrument panel is going to look even more like the cockpit of a Tornado than I had previously supposed. C.r.ts will, as I have mentioned before, probably replace 'clocks' as they are already doing in aircraft, and now Honda has developed a 'moving map' navigational display, too. You know the sort of thing - either a spot of light moves over a map of the area or the map moves relative to fixed point on the display to show you where you are.

Sounds great, but I'm not sure that all this entertaining gadgetry on the dashboard is such a good idea. They're all coming up with it now: Zenith with their computer that plays games, countless variations on the standard instruments - many of which don't seem at all easy to read - and now Honda wants us to do map reading. Admittedly, the machine only comes alive when the car stops, but that in itself could very well be a bit tricky. Anyone trying to thread his way through London in the rush hour might find doubts being cast on his ancestry and future prospects if he has to stop every hundred yards or so to see where he is. Too much reliance placed on this sort of thing could be a mistake, too. It will not be an acceptable excuse, when picked up for driving the wrong way down the fast lane of a motorway, to say that the machine made you do it, being ten yards out.

Bits and peace

Scotland Yard's delighted leap on to the computer bandwagon has caused a slight disturbance of equilibrium, according to a report in the *Observer*. It seems that if you know "one of three childish simple methods", you can get into the Police National Computer and find out which terrorist gang your mother-in-law belongs to, should the need arise.


The police say that the computer bureau 'phone number has now been taken out of service and that requests for information must be sent by teleprinter until they come up with a more tight-lipped way of going about it than the telephone. They also imply that they don't know how many Toms, Dicks or even Harrys have been furnished with info. that ought to have been clasped tightly to the collective police bosom, and can only hope that dumping their computer store hasn't begun to rival Space Invaders as a pastime.

There doesn't seem to be any real answer to this kind of thing. However clever the police become at specifying and using electronic aids to investigation and communication, there's always going to be a way for individuals to use them illegally. The rising generation is going to be a lot brighter about computers, too, so anyone placing excessive faith in electronics had better be very careful.

TOTAL CAPABILITY IN SOLDERING WITH LITESOLD


LITESOLD ETC-4 SYSTEM

Spike-free, variable electronic temperature control at prices comparable with those of ordinary switch-controlled systems.



LITESOLD SOLDER
60/40 Resin-Cored wire, 18 & 22 swg. Solder Pellets, 60/40, for Solder Pots. Solder Bars 60/40 + 63/37 for Soldering Machines.

LITESOLD LE40 T/C IRON
Spike-free in-handle electronic control module. Adjustable. Low cost. Compatible with existing 24v ac power units — shown with LITESOLD PU2450/3.



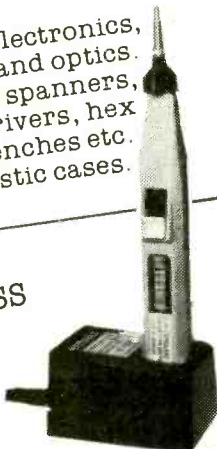
LITESOLD MINIATURE TOOL SETS

Top quality, for electronics, instruments and optics. Miniature spanners, screwdrivers, hex wrenches etc. Fitted plastic cases.



LITESOLD C35 RECHARGEABLE CORDLESS IRON

Use anywhere. Total safety. Quick heat. Twin Spotlights. Complete with mains charger/stand.



Did you know?
Litesold are one of the country's leading suppliers of Soldering equipment — literally everything from Solder to completely automatic wave soldering machinery. If you have a soldering problem contact our technical service and sales department — you couldn't find better advice anywhere else! Or send for our FREE colour brochure.

LIGHT SOLDERING DEVELOPMENTS LTD
97-99 Gloucester Road Croydon CRO 2DN 01-689 0574

WW - 070 FOR FURTHER DETAILS

SOFTWARE BACKUP


FOR THESE **CASIO** WORLD BEATERS
World's Most Powerful BASIC Pocket Computer

FX-702P

RRP
£134.95

ONLY
£119.95

Plus FREE MiCROL Professional Programming Pack* (RRP £9.95)




Flattens the Sharp PC1211

Alpha/numeric dot matrix scrolling LCD. Variable input from 1680 steps, 26 memories, to 80 steps, 226 memories, all retained when switched off. Up to 10 programs. Subroutines; 10 levels. FOR: NEXT looping; 8 levels. Debugging and Editing. 55 built-in functions, including Regression and Correlation, all usable in programs. Program/Data storage on cassette via optional FA-2 adaptor (£19.95). Auto Power Off. 17 x 165 x 82mm. 176g.

World's Fastest Programmable? FX-602P

- LCD alpha/numeric (dot matrix) scrolling display.
- Variable input from 32 program steps with 88 memories, to 512 steps with 22 memories.
- Memory and program retention when switched off.
- Up to 10 pairs unconditional jumps (GOTO).
- Conditional jumps and count jumps. Indirect addressing. Manual jump.
- Up to 9 subroutines, up to 9 levels.
- 50 scientific functions, all usable in programs.
- PAM (Algebraic) with 33 brackets at 11 levels.
- Program and data storage on cassette tape using optional FA-2 remote control adaptor, £19.95.
- Compatible with the FX-501P and FX-502P.
- 9.6 x 71 x 141.2mm. 100g.



ONLY **£74.95** (RRP £84.95)
Plus FREE MiCROL Professional Programming Pack* (RRP £9.95)

FP-10 MINI PRINTER For FX-702P, FX-602P, FX-502P, FX-501P, Available soon. Price and delivery on application

CASIO FX-702P SOFTWARE

Produced by MiCROL exclusively for Tempus
10% discount on software, if you purchase your hardware from us.

MiCROL 702 USER SUPPORT

Professional Programming Pack. Get the best from your FX-720P with: PROFESSIONAL PROGRAMMING — practical 702 programming from the ground up plus 702 REFERENCE MANUAL — definitive guide to every 702 program command — INVALUABLE! **MiCROL 702 PPP. Price £9.95**

MiCROL PROCOS FOR PROFESSIONAL USERS

Now you can create powerful, reliable programs in just minutes, even if you have never programmed a computer before!

MiCROL PROCOS is an advanced integrated operating system that cuts programming time by 80-90% in most applications areas, saving many hours of valuable time. PROCOS A and PROCOS B are supplied together on a ready-to-run cassette, with a fully detailed User Manual offering features to suit every application. PROCOS A is ideal for complex multi-variable calculations, while PROCOS B provides many of the features of a 'Visicalc' type modelling system — answers 'what if' questions and analyses trends. Both systems feature easy-to-use commands and support FP-10 print options. Brochure on request.

Available late November **MiCROL PROCOS (A + B) Price £24.95**

MiCROL 702 Basic: Plus. Add the power of up to 20 new commands to your programs! Custom-made to ease advanced programming — features include: String — number conversions; single-shot, await, timed KEY with user-controlled return values; programmable RAN // generator; DATA-PACKING — up to 2000 single digit, single name variables; INTEGRATED DISPLAY COMMANDS — display data and text with extra-low memory overheads. Modular design uses minimum memory; easy to customise. Full-detail User Manual plus Program List for direct entry.

SHORT FORM CATALOGUE of latest calculators, keyboards and watches available on request. 14p stamp appreciated

*Only on request, at time of ordering. RRP of 702P/602P versions, £9.95.

Price includes VAT, P&P. Delivery normally by return of post.

Orders received by Dec 18th should be delivered in time for Christmas

Send cheques, PO, or 'phone your Access or B'card number to:

TEMPUS Dept. WW1/FREEPOST
164-167 East Road, Cambridge
CB1 1DB - Tel: 0223 312866

WW - 066 FOR FURTHER DETAILS

S & R AMPLIFICATION



- ★ 500 WATTS SINE WAVE PER CHANNEL INTO 2 ohms
- ★ 0.005% DISTORTION AT ANY FREQUENCY FROM 20HZ TO 20KHZ
- ★ SIGNAL TO NOISE RATIO 120DB
- ★ POWER BANDWIDTH 10HZ-100KHZ \pm 1db
- ★ DUAL POWER SUPPLIES USING TOROIDAL TRANSFORMERS
- ★ HIGH TECHNOLOGY MOS-FET OUTPUT STAGE
- ★ FAN COOLED
- ★ WE HAVE JUST DESCRIBED OUR STANDARD NO-FRILLS POWER SLAVE AMPLIFIER
- ★ ANY INPUT SENSITIVITY CAN BE CATERED FOR AS STANDARD
- ★ STUDIO VERSION AVAILABLE WITH METERS BALANCED LINE ETC ...
- ★ STANDARD PRICE £385.00
- ★ STUDIO VERSION £455.00
- ★ ALSO AVAILABLE AS SINGLE 500 WATT £195.00

S & R AMPLIFICATION
21, Deptford Broadway, London SE8
Telephone: 01-692 2009

WW - 094 FOR FURTHER DETAILS

B

8 REDAN ROAD, ALDERSHOT
 HAMPSHIRE GU12 4SW
 Telephone:
 Aldershot (0252) 319588

MICROBYTE LTD.
 MICROPROCESSORS, SYSTEMS DESIGN & SOFTWARE

A RAPID WAY TO CONVERT SOURCE PROGRAMS TO EPROMS

★★★★★★ 832 EPROM PROGRAMMER ★★★★★★

Programs 2708/2716 (TMS and Intel)/2516/2532/2732/2732A
 Pre- and post-programming checks
 RS232 connection to host computer or terminal
 Download .HEX files from processor to 832 to program EPROM
 Simple command structure to inspect, modify, verify, find particular bytes, program and compare EPROMS **£345**

★★★★★★ DEVELOPMENT SOFTWARE FOR USE WITH PROGRAMMER ★★★★★★

8048/9 Cross Assembler and Simulator (under CP/M) **£175**
 M6800 Cross Assembler and Simulator (under CP/M) **£175**

EXPAND YOUR PROCESSOR'S CAPABILITY

★★★★★★ MICROBYTE 421 MULTIPLEXER ★★★★★★

Link up to 4 peripherals to your processor
 Simple protocol
 Each peripheral independently configurable
 Automatic baud rate detect for keyboard devices
 Software options for non-standard requirements
£425 (excluding special software)

All prices exclusive of V.A.T.
 One-year guarantee on all products

WW - 093 FOR FURTHER DETAILS

FOTOLAK

POSITIVE LIGHT SENSITIVE AEROSOL LACQUER

Enables YOU to produce perfect printed circuits in minutes!
 Method: Spray cleaned board with lacquer. When dry, place positive master of required circuit on now sensitized surface. Expose to daylight, develop and etch. Any number of exact copies can of course be made from one master. Widely used in industry for prototype work.

		Pre-coated 1/16 Fibre-glass board	
FOTOLAK	£2.25	204mm x 114mm	£1.50
Developer	35p	204mm x 228mm	£3.00
Ferric Chloride	55p	408mm x 228mm	£6.00
		467mm x 305mm	£9.00
Plain Copper-clad Fibre-glass		Single-sided	Double-sided
Approx. 2.00mm thick ft. sq.	£2.25		
Approx. 1.00mm thick ft. sq.	£2.00		£1.75
Clear Acetate Sheet for making master, 260mm x 260mm			15p

Postage and packing 60p per order. VAT 15% on total

G. F. MILLWARD ELECTRONIC COMPONENTS LIMITED
 P.O. Box 19, Praa Sands, Penzance, Cornwall
 Telephone GERMOE (073-676) 2329

IN VIEW OF THE EXTREMELY RAPID CHANGE TAKING PLACE IN THE ELECTRONICS INDUSTRY, LARGE QUANTITIES OF COMPONENTS BECOME REDUNDANT. WE ARE CASH PURCHASERS OF SUCH MATERIALS AND WOULD APPRECIATE A TELEPHONE CALL OR A LIST IF AVAILABLE. WE PAY TOP PRICES AND COLLECT.

BROADFIELDS & MAYCO DISPOSALS

21 Lodge Lane, N. Finchley, London, N.12. 5 mins. from Tally Ho corner
 Telephone 445 2713/0749 (9461)

WW - 096 FOR FURTHER DETAILS

DANAVOX ARE ALWAYS COMING UP WITH SOUND IDEAS.



STETOCLIP
JUNIOR 60
HEADSET



STETOCLIP
LIGHTWEIGHT
HEADSET




SENIOR
STETOCLIP
HEADSET



STETOCLIP
GEMINI
HEADSET



STETOMIKE
HMT 808




STANDARD &
SUB-MINOR
EARPHONES




PLASTIC
EARHANGERS



DANAMIC FIDELITY
EARSET



STETOTUBE
HEADSET &
SOUND PLUG




2,5mm 3,5mm
JACK PLUGS &
SOCKETS



INDUCTIVE LOOP AMPLIFIER TYPE 36A



FIELD STRENGTH
TESTER FS1



SUBMINIATURE
SWITCHES



DANASOUND
HEADSET


The Danavox policy has always been one of constant improvement. Our refinement, development and research has enabled us to offer an advanced range of components and accessories for dictation machines, tape recorders, tele-communications, hearing aids and electro-acoustic equipment. All our products are built with care and precision. And all carry the Danavox guarantee.

For more information about any Danavox product, contact John Carter.



DANAVOX (Gt. Britain) Ltd.,
1 Cheyne Walk, Northampton. NN1 5PT
Tel: (0604) 36351 Telex 312395

The MICRO-PROFESSOR ...



MICRO-PROFESSOR is a low-cost Z80 based microcomputer which provides you with an interesting and inexpensive way to get into the microprocessor world. MICRO-PROFESSOR is a microprocessor learning tool for students, hobbyists and personnel. It is also an ideal microprocessor educational tool for teaching in schools and universities. Besides, MICRO-PROFESSOR is more than a learning tool. It provides a wide range of applications such that you will be surprised at its amazing power.

The main object of MICRO-PROFESSOR is for the user to understand the software and hardware of a microcomputer easily and conveniently. Besides

the complete hardware/software system, you have the User's experiment manual available to you. It includes self-learning text with 20 experiments which range from simple software programming to design a complex electronic game.

2K bytes of monitor source program with documentation is also provided in the manual. It shows how to write system programs including system initialization, keyboard scan, display scan, tape write and tape read.

APPLICATIONS:

Learning and teaching tool
Low cost prototyping tool
Low cost development tool
Tester

Process controller
Electronic game
Electronic music box
Master mind
Timer
Noise generator
Home appliance control
Burglar alarm
System control simulation
... and many more.

**Low Price, High Capability
experimental tool for only**

£59.95

POWER SUPPLY + p and p
A 9V, 0.5A Adaptor is provided.


Z80 is a trade mark of Zilog Inc

solves the 'mystery' of micro-processors.

TECHNICAL SPECIFICATION

CPU	Z80 CPU high performance microprocessor with 158 instructions.
SOFTWARE COMPATIBILITY	Capable of executing Z80/8080/8085 machine language program.
RAM	2K bytes expandable to 4K bytes.
ROM	2K bytes of sophisticated monitor expandable to 8K bytes.
INPUT/OUTPUT	24 system I/O lines.
MONITOR	2K bytes of sophisticated monitor. It scans the keyboard and executes the command entered immediately after the power is turned on. The monitor includes: system initialization, keyboard scan, display scan tape write and tape read.
DISPLAY	6 digit 0.5" red LED display.
AUDIO CASSETTE INTERFACE	165 bit per second average rate for data transfer between memory and cassette tape.
EXTENSION CONNECTORS	Provides all buses of CPU, channel signals of CTC and I/O port bus of PIO for user's expansion.
COUNTER TIMER CIRCUITS	Circuits are provided.
PARALLEL I/O CIRCUITS	Circuits are provided.
SPEAKER AND SPEAKER DRIVER CIRCUITS	A 2.25" - diameter speaker is provided for user's applications.
USER AREA	Provides a 3.5" x 1.36" wire wrapping area for user's expansion.
POWER REQUIREMENT	Single +5V DC.
USER'S AND EXPERIMENT MANUAL	Complete self-learning text with experiments and applications.
OPTIONS	Z80 - CTC EPROM programmer board Prototyping board Z80 - PIO Breadboard Audio Cassette
KEYBOARD	36 keys including 19 function keys, 16 hex-digit keys and 1 user defined key.

Use the unique MICRO-PROFESSOR to truly understand the inside workings of microprocessors. Open up a whole new spectrum of projects in home electronics, or simply use the MICRO-PROFESSOR as a practical learning/teaching aid.



Flight Electronics Ltd.
Tel: (0703) 31323/34003

To receive your MICRO-PROFESSOR Complete the coupon today!

Please send me MICRO-PROFESSOR(S)

I enclose cheque/P.O. for £..... +p and p. £1.95

Name:

Address:

.....

Please allow 21 days for delivery

**Flight Electronics Ltd. Flight House, Quayside Road,
Bitterne Mancr, Southampton, Hants SO2 4AD.**



VALVES				Minimum Order £1	VALVES VAT IS INCLUDED						
A1065	1.40	EL569	3.95	QV03/12	4.20	6AM5	1.50	12AT7	0.85	6067	2.30
A2293	8.90	EL802	1.70	SC1/400	4.50	6AN8A	2.50	12AU7	0.90	6080	5.30
A2900	9.20	EL821	8.20	SC1/600	4.50	6A04	3.40	12AV6	0.90	6136	4.95
ARB	0.75	EL822	9.95	SP61	1.80	6A05	1.00	12AX7	0.85	6146B	5.20
ARP3	0.70	EM31	1.60	TT21	16.50	6A05W	1.80	12BA6	0.90	6360	2.85
ATP4	0.60	EM80	0.85	U25	1.15	6AS6	1.15	12BE6	1.25	6550	6.80
B12H	1.40	EM87	1.30	U26	1.15	6AT6	0.90	12BH7	1.10	6870	14.00
CY31	1.30	EY51	0.95	U27	1.15	6AU6	0.60	12C9	0.85	8552	8.20
DAF96	0.70	EY80	0.65	U191	0.85	6AV6	0.85	12E9	1.05	6153	3.30
DET72	26.95	EY86/87	0.60	U281	0.70	6AX4GT	1.30	12J6GT	0.55	7152	2.85
DF96	0.70	EY88	0.65	U301	0.85	6AX5GT	1.30	12K7GT	0.70	3BP1	11.00
DH76	0.75	EZ80	0.70	U600	11.50	6BA6	0.55	12K8GT	0.80	5FP7	18.00
DL92	0.60	EZ81	0.70	U801	0.90	6BE6	0.60	12Q7GT	0.80	4EP1	32.00
DY86/87	0.65	GM4	5.90	UBA1	1.60	6B6G	0.60	12SC7	0.85	88J	14.00
DY802	0.70	GY501	1.30	UABC80	0.75	6B16	1.30	12SH7	0.85	88L	14.00
E55L	14.90	GZ33	1.05	UAF42	1.20	6BQ7A	0.85	12SJ7	0.70	CV1526	16.00
E88CC	1.60	GZ34	2.75	UBF80	0.70	6BR7	4.80	12SQ7	1.45	DG7-32	34.80
E88CC/01	1.20	KT66	6.30	UBF89	0.70	6BW6	6.20	12SQ7GT	0.85	DG7-36	36.00
E92CC	2.80	KT88	9.20	UBL21	3.95	6C4	0.50	12Y4	0.70	DPM9-11	38.40
E180CC	2.80	KT88	9.20	UCB59	0.70	6C6	0.55	13D3	0.70	D13-33GM	41.80
E180F	6.30	KT88	8.95	UCF80	1.30	6CH6	8.20	13D6	0.80		
E182CC	4.95	MH4	13.80	UCH42	1.65	6CL6	1.70	14S7	1.15		
EA76	2.25	ML6	2.50	UCH81	0.75	6CX8	3.80	19A05	0.85		
EA8C80	0.60	N78	9.90	UCL82	0.95	6CY5	1.15	19G3	11.50	PLUMBICON	
EB33	1.15	OA2	0.70	UFB0	0.95	6EA8	3.20	19G6	0.70	RF4031F	
EB39	0.90	OB2	0.80	UFB8	0.95	6F6	1.60	19H5	32.50	P800 IR	
EBF80	0.60	P800	0.60	UM80	0.90	6F7	2.80	20D1	0.80	P800 IB	
EBF83	0.80	PC85	0.75	UM84	0.70	6F8G	0.85	XQ1020R	0.85	XQ1020B	
EBF89	0.65	PC86	0.95	US2	0.70	6F12	1.50	20E1	0.65		
EC32	4.40	PC88	0.85	VR105/30	1.25	6F14	1.15	20P3	0.75	SPECIAL V.	
EC39	0.85	PC97	1.50	VR150/30	1.25	6F15	1.30	20P5	1.35	4CX 1000A	
ECC81	0.65	PC90	1.15	VR150/30	1.25	6F17	1.15	25L6GT	0.95	4CX 5000A	
ECC82	0.60	PC84	0.50	VR150/30	1.25	6F23	0.75	25Z4G	0.75	BM 25L	
ECC83	0.65	PC89	0.85	X66	0.95	6F24	1.75	30C15	0.50	BW 153	
ECC84	0.65	PC89	1.05	X61M	1.70	6F3	10.50	30C17	0.50	DM 25LB	
ECC85	0.60	PCF80	0.80	XR1-6400A	82.90	6FH8	4.20	30C18	2.45	YL 1420	
ECC86	1.70	PCF82	0.70			6GA8	0.90	30F5	1.15	YL1430	
ECC88	0.80	PCF84	0.75	Z759	19.00	6GH8A	0.95	30F12	1.40	YL 1440	
ECC189	0.95	PCF86	1.50	Z749	0.75	6H6	1.60	30FL12	1.25	GXU 6	
ECC80A	0.90	PCF87	0.50	Z800U	3.45	6J4	1.35	30FL14	2.15	CV1597	
ECF80	0.85	PCF200	1.60	Z801U	3.75	6J4WA	2.00	30L15	1.10	CV2115	
ECF82	0.65	PCF201	1.60	Z801V	3.75	6J5	2.00	30L17	1.10	BR 189	
ECF83	1.05	PCF800	0.50	Z900T	2.45	6J5GT	0.90	30P12	1.15	BR 179	
ECH34	2.25	PCF801	1.75	1A3	0.85	6J6	0.65	30PL13	1.25	CV 6131	
ECH35	1.70	PCF802	0.85	1A4	0.50	6J6W	0.90	30PL14	2.45	TMV 2	
ECH42	2.10	PCF805	2.45	1R5	0.60	6J8C	2.95	35L6GT	1.40	TY4-500	
ECH43	0.80	PCF806	1.20	15A	0.45	6J8C	2.95	35W4	0.80	BK485/5552A	
ECH44	0.80	PCF808	2.75	15S	0.45	6K7	0.80	35Z4GT	0.85	MIL 5948/1754	
ECL80	0.70	PCH200	1.35	1U4	0.45	6L6M	2.80	40K26	0.85		
ECL82	0.75	PCL82	0.95	1X2B	1.40	6L6G	2.50	50C5	1.15		
ECL83	1.40	PCL84	0.90	2D21	1.10	6L6GC	2.10	50C6G	1.25	IC	
ECL85	0.80	PCL86	1.05	2K25	1.85	6L7G	1.25	75B1	1.35	SN5402N	0.28
ECL86	0.90	POS005/85	1.25	2K25	1.85	6L7G	0.65	75C1	1.70	SN5410F	0.32
EF37A	2.15	POS005/510	4.30	2X2	1.15	6L6G	2.95	78	0.95	SN5470F	0.48
EF39	1.80	PFL200	1.10	3A4	0.70	6L2D20	0.70	80	1.70	SN54196L	1.20
EF80	0.65	2.80	3AT7	2.40	6K6GA	2.70	85A2	1.40	SN7408N	0.18	
EF83	1.75	PL36	1.25	3D6	0.50	6O7G	1.30	2.95*	SN7445P	0.85	
EF85	0.60	PL81	0.85	3D22	23.00	6O8	1.00	723A/B	11.90	SN74453P	1.10
EF86	0.75	PL82	0.70	3E29	19.00	6S7	1.15	807	1.95	SN7453N	0.18
EF89	1.05	PL83	0.60	35A	0.60	6S7J	1.05	807	1.95	SN7473N	0.38
EF91	1.50	PL84	0.95	4B32	18.25	6S7K	0.95	813	19.32	SN7485N	0.30
EF92	2.90	PL504	1.45	5B/254M	16.90	6S7GT	0.85	813	68.50	SN7485N	0.95
EF95	0.65	PL508	1.95	5B/258M	14.50	6SN7GT	0.80	829B	14.00	SN7485N	1.10
EF96	0.60	PL509	2.90	5B/258M	12.50	6SR1	1.10	832A	8.90	SN7491AN	0.32
EF183	0.80	PL519	3.20	5C22	22.50	6SQ7	0.95	866A	3.80	SN74123N	0.42
EF184	0.80	PL802	3.20	5R4GY	1.80	6V6G	1.50	866E	6.25	SN74123N	0.38
EF182	0.75	PY33	0.70	5U4G	0.75	6V6GT	0.95	931A	13.80	SN7483N	0.26
EFL200	1.85	PY80	0.70	5V4G	0.75	6X4	0.75	954	0.60	SN76013N	1.80
EH90	0.85	PY81/300	0.85	5Y3GT	0.80	6X4WA	2.10	955	0.70	SN76033N	1.60
EL32	1.10	PY82	0.65	5Z3	1.50	6X5GT	0.65	956	0.60	SN76033N	1.95
EL34	1.80	PY83	0.80	5Z4G	0.75	6V6G	0.90	957	1.05	MIC8800P	5.80
	2.90*	PY88	0.85	5Z4GT	1.05	6Z4	0.70	957	1.85	MC145118A	1.80
EL37	4.40	PY500	1.70	6/30L2	0.90	7B7	1.75	1625	1.85		
EL81	2.45	PY809	6.45	6AB7	0.70	7Y4	1.25	2051	2.90		
EL82	0.70	QV03/10	0.80	6AC7	1.15	9D2	2.90	5763	4.20	B1702AL	3.30
EL84	0.65	QV03/20A	0.85	6AG5	0.60	9D6	2.90	5842	7.50	MM6300-1J	
EL86	0.95	QV03/20A	0.85	6AH6	1.15	10C2	0.85	5881	3.40		
EL90	1.00		14.40	6AK5	0.65	10F18	0.70	5933	6.90	MCM6810AP	3.80
EL91	4.20	QV03/25A		6AK8	0.60	10P13	1.50	6057	2.20		3.40
EL93	0.80		21.20	6AL5	0.60	11E2	19.50	6060	1.95	6340-1J	3.60
EL504	1.70			6AL5W	0.85	12A6	0.70	6064	2.30	MIC945-5D	0.28
EL803	5.90		16.10	6AM5	4.20	12AT6	0.70	6065	3.20	MIC936-5D	0.22

TEST INSTRUMENTS

SAFGAN DUAL TRACE SCOPES

DT 410 £169 DT-415 £175 DT-420 £188
Probe (X1-REF-X10) - £11.50 P&P £3.50 or parcel service £6.50 (+VAT)

LEADER

BATTERY-OPERATED DUAL TRACE OSCILLOSCOPE
LB0-308S £468

SIGNAL GENERATOR
LSG-16 £55

FUNCTION GENERATOR
LFG-1300 £328

LCR BRIDGE
LCR-740 £149

REGULATED DC POWER SUPPLIES
LPS-155 £84 LPS-156 £166

AUDIO GENERATOR
LAG-26 £64



WIDE BAND DUAL TRACE OSCILLOSCOPE
LB0-508A £316

SINGLE TRACE TRIGGERED OSCILLOSCOPE
LB0-512A £183

£1 P&P

Many more instruments available from all these ranges

ADD 15% VAT ON ALL PRICES
All prices correct at 1-8-81 E&OE
Cash with order or Credit Card
CATALOGUE AVAILABLE (30p)

Also
TMK
Analogue meters from under £15

DAROM SUPPLIES

Open: Mon-Fri 9 a.m. - 5.30 p.m.
Callers welcome
4 Sandy Lane, Stockton Heath
WARRINGTON, WA4 2AY, CHESHIRE
Telephone (0925) 64764

WW - 047 FOR FURTHER DETAILS

VALVES AND TRANSISTORS

Telephone enquiries for valves, transistors, etc. retail 749 3934, trade and export 743 0899.
"D10" cable for field telephones.
Geiger Muller Tubes GM4, MX120/01 and others.
PRICES MAY VARY
TEST SET FT2 FOR TESTING Transivers A40, A41, A42 and CPC26.
HARNES "A" & "B" CONTROL UNITS "A" "R" "J1" "J2", Microphones No 5, 6, 7 connectors, frames, carrier sets, etc.
DRUM CABLE continuous connection YC 00433.

FIELD TELEPHONES TYPE "J"

Tropical, in metal cases.

10-LINE MAGNETO SWITCHBOARD.

Can work with every type of magneto telephones.

POSTAGE: £1-£3 45p; £3-£5 55p; £5-£10 60p; £10-£15 75p; £15-£20 90p; over £20 free.

COLOMOR (ELECTRONICS LTD.)
170 Goldhawk Rd., London W.12
Tel. 01-743 0899 or 01-749 3934
Open Monday to Friday 9 a.m.-5.30 p.m.

CLEF ELECTRONIC MUSIC

PIANOS

SPECIALISTS SINCE 1972
DOMESTIC OR STAGE
SIX OR 7 1/4 OCTAVES
KITS OR MANUFACTURED

The most advanced form of touch-sensitive action simulating piano key inertia by patented technique.
Four mixable voices for serious tone variation plus electronic chorus and flanger effects.

Component Kits include Keyboard.
Full Kits further contain: Cabinets, Harness, Power Amp and Speaker.

DOMESTIC PRICES	£	SIX	7 1/4
Comb	217	244	
Full	380.7	387.7	
MFB	595	675	

BAND-BOX

An Electronic Backing TRIO Drums, Bass & Chord Instrument. User Programmable for 50-100 scores, using microprocessor.

VOCAL & INSTRUMENTAL SOLOISTS!

MASTER RHYTHM

User Programmable DRUM MACHINE. Twenty-four patterns. Eight parallel tracks. Twelve instruments sequence operation.
£79 KIT £115 BUILT

Write or Phone for full details of our range of high quality Kit and manufactured Electronic Musical Instruments. Prices include V.A.T., Carr. & Ins. and we operate Telephone BARCLAY-CARD/ACCESS
Competitive EXPORT Quotations given

CLEF PRODUCTS (ELECTRONICS) LIMITED

Dept. W, 44a Bramhall Lane South
Bramhall, Stockport, Cheshire SK7 1AH
061-439 3297

WW - 052 FOR FURTHER DETAILS

Happy Memories

Part Type	1 off	25-99	100 up
4116 200ns	.95	.85	.65
4116 250ns	.90	.80	.60
2114 200ns Low power	1.25	1.15	.95
2114 450ns Low power	1.20	1.10	.90

NOW AVAILABLE FROM BARRIE ELECTRONICS

NEWS FLASH

COTSWOLD TOROIDAL POWER TRANSFORMERS

We now stock the full range of these **budget priced** products by Cotswold Electronics; all in top grade grain oriented silicon steel, for high efficiency operation at high flux density with very low iron losses.

- * Reduction up to half weight and volume.
- * Radiated field one tenth lower than conventional laminated equivalents.
- * Fixing kit and technical information sheets supplied.



Type	VA	Secondary Volts RMS	Current RMS	Dimensions Dia.	Height	Weight Kg	Price
C1000	30	6+6	2.50	70mm	30mm	0.45	£E 38 (+£1.10 p.p.)
C1001	30	9+9	1.67	70mm	30mm	0.45	
C1002	30	12+12	1.25	70mm	30mm	0.45	
C1003	30	15+15	1.00	70mm	30mm	0.45	
C1004	30	18+18	0.83	70mm	30mm	0.45	
C1005	30	22+22	0.68	70mm	30mm	0.45	
C1006	30	25+25	0.60	70mm	30mm	0.45	
C1007	30	30+30	0.50	70mm	30mm	0.45	
C1010	60	9+9	3.33	87mm	33mm	0.75	£7.31 (+£1.43 p.p.)
C1011	60	12+12	2.50	87mm	33mm	0.75	
C1012	60	15+15	2.00	87mm	33mm	0.75	
C1013	60	18+18	1.67	87mm	33mm	0.75	
C1014	60	22+22	1.36	87mm	33mm	0.75	
C1015	60	25+25	1.20	87mm	33mm	0.75	
C1016	60	30+30	1.00	87mm	33mm	0.75	
C1017	60	110	0.55	87mm	33mm	0.75	
C1018	60	220	0.27	87mm	33mm	0.75	
C1019	60	240	0.25	87mm	33mm	0.75	
C1020	100	12+12	4.17	88mm	40mm	1.00	£8.15 (+£1.43 p.p.)
C1021	100	15+15	3.33	88mm	40mm	1.00	
C1022	100	18+18	2.78	88mm	40mm	1.00	
C1023	100	22+22	2.27	88mm	40mm	1.00	
C1024	100	25+25	2.00	88mm	40mm	1.00	
C1025	100	30+30	1.67	88mm	40mm	1.00	
C1026	100	110	0.91	88mm	40mm	1.00	
C1027	100	220	0.45	88mm	40mm	1.00	
C1028	100	240	0.42	88mm	40mm	1.00	
C1030	160	18+18	4.44	108mm	42mm	1.5	
C1031	160	22+22	3.64	108mm	42mm	1.5	
C1032	160	25+25	3.20	108mm	42mm	1.5	
C1033	160	30+30	2.67	108mm	42mm	1.5	
C1034	160	35+35	2.29	108mm	42mm	1.5	
C1035	160	110	1.46	108mm	42mm	1.5	
C1036	160	220	0.73	108mm	42mm	1.5	
C1037	160	240	0.67	108mm	42mm	1.5	
C1040	230	25+25	4.60	115mm	50mm	2.2	£14.87 (+£1.73 p.p.)
C1041	230	30+30	3.83	115mm	50mm	2.2	
C1042	230	35+35	3.29	115mm	50mm	2.2	
C1043	230	40+40	2.88	115mm	50mm	2.2	
C1044	230	110	2.09	115mm	50mm	2.2	
C1045	230	220	1.05	115mm	50mm	2.2	
C1046	230	240	0.96	115mm	50mm	2.2	
C1050	330	25+25	6.60	130mm	52mm	2.8	£17.36 (+£1.90 p.p.)
C1051	330	30+30	5.50	130mm	52mm	2.8	
C1052	330	35+35	4.71	130mm	52mm	2.8	
C1053	330	40+40	4.13	130mm	52mm	2.8	
C1054	330	45+45	3.67	130mm	52mm	2.8	
C1055	330	110	3.00	130mm	52mm	2.8	
C1056	330	220	1.50	130mm	52mm	2.8	
C1057	330	240	1.38	130mm	52mm	2.8	
C1060	530	30+30	8.83	145mm	60mm	3.8	£22.57 (+£2.05 p.p.)
C1061	530	35+35	7.57	145mm	60mm	3.8	
C1062	530	40+40	6.63	145mm	60mm	3.8	
C1063	530	45+45	5.89	145mm	60mm	3.8	
C1064	530	50+50	5.30	145mm	60mm	3.8	
C1065	530	110	4.82	145mm	60mm	3.8	
C1066	530	220	2.41	145mm	60mm	3.8	
C1067	530	240	2.21	145mm	60mm	3.8	

NOTE: All types normally supplied with 240 V primary 110 V. 220 V or other voltage supplied on request.

TRANSFORMERS

12 or 24-VOLT RANGE

Separate 12V windings Pri. 220-240V

Ref.	12v Amps	24v	£	P & P
111	0.5	0.25	2.42	95
213	1.0	0.5	2.90	100
71	2.0	1.0	3.86	100
18	4.0	2.0	4.46	120
85	5.0	2.5	6.16	120
70	6.0	3.0	6.99	120
108	8.0	4.0	8.16	144
72	10.0	5.0	8.93	160
116	12.0	6.0	9.89	160
17	16.0	8.0	11.79	172
115	20.0	10.0	15.87	184
187	30.0	15.0	19.72	204
226	60.0	30.0	40.41	OA

30 VOLT RANGE (Split Sec)

Pri 220-240V Volt available 3, 4, 5, 6, 8, 9, 10, 12, 15, 18, 20, 24, 30V or 12V-0-12V or 15V-0-15V

Ref.	30v Amps	15v	£	P & P
112	0.5	1	2.90	100
79	1	2	3.93	100
3	2	4	6.35	120
20	3	6	7.39	144
21	4	8	8.79	160
51	5	10	10.86	160
117	6	12	12.29	172
88	8	16	16.45	196
89	10	20	18.98	184
90	12	24	21.09	OA
91	15	30	24.18	OA
92	20	40	32.40	OA

SCREENED MINIATURES Pri 240V

Ref.	mA	Sec Volts	£	P&P
238	200	3-0-3	2.83	50
212	1A, 1A	0-6-0-6	3.14	100
13	100	9-0-9	2.35	50
235	330, 330	0-9-0-9	2.19	60
207	500, 500	0-8-9-0-8-9	3.05	95
208	1A, 1A	0-8-9-0-8-9	3.88	120
236	200, 200	0-15-0-15	2.19	60
239	50MA	12-0-12	2.88	50
214	300, 300	0-20-0-20	3.08	100
221	700 (DC)	20-12-0-12-20	3.75	100
206	1A, 1A	0-15-20-0-15-20	5.09	120
203	500, 500	0-15-27-0-15-27	4.39	120
204	1A, 1A	0-15-27-0-15-27	6.64	120

AUTO TRANSFORMERS

Voltages available 105, 115, 190, 200, 210, 220, 230, 240. For step up or step down.

Ref.	VA (Watts)	TAPS	£	P&P
113*	15	0-10-115-210-240V	2.77	1.00
64	80	0-10-115-210-240V	4.41	1.20
4	150	0-10-115-200-220-240V	5.89	1.20
67	500	0-10-115-200-220-240V	12.09	1.84
84	1000	0-10-115-200-220-240V	20.64	2.20
93	1500	0-10-115-200-220-240V	25.61	OA
95	2000	0-10-115-200-220-240V	38.31	OA
73	3000	0-10-115-200-220-240V	65.13	OA
80	4000	0-10-115-200-220-240V	84.55	OA
57	5000	0-10-115-200-220-240V	98.45	OA

LAMINATED

MAINS ISOLATORS (screened)

Pri 0-120; 0-100-120V (120, 220, 240V) Sec

Ref. VA	(Watts)	£	P&P
07*	20	4.84	1.20
149	100	7.37	1.20
150	100	8.38	1.44
151	200	12.28	1.72
152	250	14.61	2.04
153	350	18.07	2.12
154	500	22.52	2.20
155	750	32.03	OA
156	1000	40.92	OA
157	1500	56.52	OA
158	2000	67.99	OA
159	3000	95.33	OA
161	6000	203.65	OA

*115 or 240v sec only. State volts required. Pri 0-220-240V

CONSTANT VOLTAGE TRANSFORMERS ± 1%

For 'clean' mains to computers, peripherals. Also I.C. sensing types for low main voltage supplies

50 VOLT RANGE (Split Sec)

Pri 220-240V Volt available 5, 7, 8, 10, 13, 15, 17, 20, 25, 30, 33, 40 or 20V-0-20V or 25V-0-25V

Ref.	50v Amps	25v	£	P&P
102	5	1	3.75	1.20
103	1	2	4.57	1.20
104	2	4	7.88	1.44
105	3	6	9.42	1.60
106	4	8	12.82	1.72
107	6	12	16.37	1.84
118	8	16	22.29	2.20
119	10	20	27.48	OA
109	12	24	32.89	OA

60 VOLT RANGE (Split Sec)

Pri 220-240V. Voltages available 6, 8, 10, 12, 16, 18, 20, 24, 30, 36, 40, 48, 60V or 24V-0-24V or 30V-0-30V

Ref.	60v Amps	30v	£	P&P
124	5	1	4.27	1.20
126	1	2	6.50	1.20
127	2	4	8.36	1.60
125	3	6	12.10	1.72
123	4	8	13.77	1.96
40	5	10	17.42	1.84
120	6	12	19.87	2.04
121	8	16	27.92	OA
122	10	20	32.51	OA
189	12	24	37.47	OA

TELEPHONES

746 Grey £11.50 P & P £1.20 V.A.T. Other types available

400/440V ISOLATORS

VA	Ref.	£	P&P
60	243	7.37	1.20
250	246	4.61	2.04
350	247	18.07	2.04
500	248	22.52	OA
1000	250	45.94	OA
2000	252	67.99	OA
3000	253	95.32	OA
6000	254	189.02	OA

CASED AUTOS

240V cable input USA 115V outlets

VA	Price	P&P	Ref.
20	£6.55	95	56W
75	£8.50	1.20	64W
150	£11.00	1.44	4W
200	£12.02	1.44	65W
250	£13.38	1.44	69W
500	£20.13	2.04	67W
1000	£30.67	2.20	84W
2000	£54.97	OA	95W

0-15 VCT (7.5-0-7.5V)

Ref.	Amp	Price	P&P
171	500MA	2.30	52
172	1A	3.26	90
173	2A	3.95	90
174	3A	4.13	99
175	4A	6.30	1.10


OTHER PRODUCTS

AVO TEST METERS

8 Mk 5 latest Model £122.10
71 (Electronics & £45.80
73 TV Service) £63.90
MM5 Minor £40.50
DA211 LCD Digital £58.50
DA212 LCD Digital £81.90

HART KIT

LINSLEY HOOD CASSETTE RECORDER 2



Our new improved performance model of the Linsley Hood Cassette Recorder incorporates our VFL 910 vertical front mechanism and circuit modifications to increase dynamic range. Board layouts have been altered and improved but retain the outstandingly successful mother-and-daughter arrangement used on our Linsley-Hood Cassette Recorder 1. This latest version has the following extra features: Ultra low wow-and-flutter of .09% — easily meets DIN Hi-Fi spec. Deck controls latch in rewind modes and do not have to be held. Full Auto-stop on all modes. Tape counter with memory rewind. D.I. damped cassette door. Latching record button for level setting. Dual concentric input level controls. Phone output. Microphone input facility if required. Record interlock prevents rerecording on valued cassettes. Frequency generating feedback servo drive motor with built-in speed control for thermal stability. All these desirable and useful features added to the excellent design of the Linsley-Hood circuits and the quality of the components used makes this new kit comparable with built-up units of much higher cost than the modest, £94.90 + V.A.T. we ask for the complete kit.

LINSLEY-HOOD CASSETTE RECORDER 1



We are the Designer Approved suppliers of kits for this excellent design. The Author's reputation tells all you need to know about the circuitry and Hart expertise and experience guarantees the engineering design of the kit. Advanced features include: High-quality separate VU meters with excellent ballistics. Controls, switches and sockets mounted on PCB to eliminate difficult wiring. Proper moulded escutcheon for cassette aperture improves appearance and removes the need for the cassette transport to be set back behind a narrow finger trapping slot. Easy to use, robust Lenco mechanism. Switched bias and equalisation for different tape formulations. All wiring is terminated with plugs and sockets for easy assembly and test. Sophisticated modular PCB system gives a spacious, easily-built and tested layout. All these features added to the high-quality metalwork make this a most satisfying kit to build. Also included at no extra cost is our latest HS 16 Sandus Alloy super head, available separately at £8.20 but included free with the complete kit. Reprints of the 3 original articles describing this design 45p. No VAT. Reprint of the subsequent postscript article 30p. No VAT.

PRACTICAL WIRELESS 'WINTON' TUNER


Brilliant new Ted Rule designed Tuner with everything! Gives you fantastic stereo f/m reception with pilot cancelling decoder i.e., fluorescent display, digital frequency readout along with clock and timer functions. In addition to f.m. covers l.w., m.w., s.w. and even TV sound. Further details are in our lists; send for your copy.

Part Cost of Post, Packing and Insurance
 Order up to £10—50p
 Orders £10 to £49 £1 p&p Export Orders Postage or shipping at cost plus £2 Documentation and Handling
 Over £50—£1.50

Please send 9 x 4 S.A.E. or telephone for lists giving fuller details and price breakdowns.

Instant easy ordering, telephone your requirements and credit card number to us on Oswestry (0691) 2894

LINSLEY-HOOD 300 SERIES AMPLIFIERS



These latest designs from the drawing board of John Linsley-Hood, engineered to the very highest standard, represent the very best that is available on the kit market today. The delicacy and transparency of the tone quality enable these amplifiers to outperform, on a side-by-side comparison, the bulk of amplifiers in the commercial market-place and even exceed the high standard set by his earlier 75-watt design. Three versions are offered, a 30-watt with Darlington output transistors, and a 35- and 45-watt, both with Mosfet output devices. All are of identical outside appearance which is designed to match and stack with our Linsley-Hood cassette recorder 2. As with all Hart kits the constructor's interests have been looked after in a unique way by reducing the conventional (and boring) wiring almost to the point of extinction. Any of these kits represents a most cost-effective route to the very highest sound quality with the extra bonus of the enjoyment of building a sophisticated piece of equipment. 30-watt Darlington amplifier, fully integrated with tone controls and magnetic pick-up facility. Total cost of all parts is £81.12. Special offer price for complete kits £72. 35-watt Mosfet amplifier. Total cost of parts £98.41. Special offer price for complete kits, £87.40. 45-watt Mosfet amplifier. Total cost of parts £104.95. Special offer price for complete kits £94.80. Reprints of original Articles from Hi-Fi News 50p. Post free. No VAT. Reprints of MOSFET article 25p. No V.A.T. Post free.

FEED YOUR MICRO BYTES WITH OUR SOLENOID CONTROLLED CASSETTE DECK



Front loading deck with full solenoid control of all functions including optional read in fast wind modes. 12 volt operation. Fitted 3-digit memory counter and Hall IC Motion Sensor. Standard erase and stereo R/P Heads. Cheapest price ever for all these features. Only £38.90 plus VAT. Full technical specification included.

BARGAIN CASSETTE DECK, brand-new Top Load, manual deck mechanism with 3-digit counter, stereo r/p and erase heads, 12v. D.C. governed motor and auto-stop solenoid. Cheap enough to use as spares at only £5 + V.A.T. and post.

HART TRIPLE-PURPOSE TEST CASSETTE TC1

One inexpensive test cassette enables you to set up VU level, head azimuth and tape speed. Invaluable when fitting new heads. Only £2.70 plus V.A.T. and 50p postage.

CASSETTE HEADS

HS16 SENDUST ALLOY SUPER HEAD. Stereo R/P. Longer life than Permalloy. Higher output than Ferrite. Fantastic frequency response. Complete with data.....	£8.20
HC20 Stereo Permalloy R/P head for replacement uses in car players, etc.....	£4.25
HM90 Stereo R/P head for METAL tape. Complete with data.....	£7.20
H561 Special Erase Head for METAL tape.....	£4.90
H524 Standard Ferrite Erase Head.....	£1.50
4 Track R/P Head. Standard Mounting.....	£7.40
R484 2/2 (Double Mono) R/P Head Std. Mtg.....	£4.90
ME151 2/2 Ferrite Erase. Large Mtg.....	£4.25
CCE/8M 2/2 Erase. Std. Mtg.....	£7.90

All prices plus VAT

HART KIT

HART ELECTRONIC KITS LTD
 OSWESTRY
 SHROPSHIRE
 phone (0691) 2894
 Telex 35661
 Hartel G


ADAPTORS
 HIGH QUALITY TRANSFORMERS
 AND POWER SUPPLIES



EYEBALL!! EYEBALL!!

POWER SUPPLY ONLY £10.95 + VAT
 13.8v 3/5 AMP

WITH OVERVOLTAGE PROTECTION
 TYPE CB3500 MADE IN ENGLAND



AT LAST — A HIGH-QUALITY BRITISH POWER SUPPLY AT A FANTASTIC PRICE.

The CB 3500 is full of features you would expect on units costing nearly three times as much. HOW IS IT DONE? Quite simply by design and the advantages of mass production.

The CB 3500 is housed in a durable metal case and comes with full instructions for use. The output is fused on the PCB and there is a THERMAL fuse on the transformer for added protection.

SEND TODAY — money back if not completely satisfied.

PLEASE SUPPLY _____ (QTY) CB 3500 POWER SUPPLIES AT £10.95 Each + £1.64 VAT AND £1.75 P/P TOTAL £14.34

I enclose Cheque/PO for £ _____ Name _____

Address _____

SEND TO TITAN TRANSFORMERS, DEPT. WW, CENTRAL HALL, DUNCOMBE STREET, GRIMSBY, SOUTH HUMBERSIDE DN32 7EG

WW — 065 FOR FURTHER DETAILS

COMPUTER COMPONENTS

Table listing various computer components including TTLs, CPUs, MEMORIES, INTERFACE ICs, CRYSTALS, SUPPORT DEVICES, ROMs/PROMs, EPROMs, UARTs, CHARACTER GENERATORS, TRANSISTORS, VOLTAGE REGULATORS, OTHER REGULATORS, OPTO-ELECTRONICS, OPTO ISOLATORS, LEADS, and DISPLAYS. Each entry includes a part number, quantity, and price.

Table listing computer components including JUMPER LEADS, IDC CONNECTORS, EUROCONNECTORS, DIL HEADER PLUGS, MINIATURE D-CONNECTORS, 25 Way KEYBOARD ENCODER, UHF MODULATORS, DIL SWITCHES, ZERO INSERTION FORCE SOCKETS, and ACORN Personal Computer. Includes descriptions and prices.

Table listing LOW PROFILE DIL SOCKETS BY TEXAS and WIRE WRAP SOCKETS BY TEXAS. Includes part numbers and prices.

Table listing TRANSISTORS, VOLTAGE REGULATORS, OTHER REGULATORS, OPTO-ELECTRONICS, OPTO ISOLATORS, LEADS, and DISPLAYS. Includes part numbers and prices.

ADDITIONAL RELAY CONTROL & LIGHT DETECTION TO YOUR ZX80/81
* ZX80/81 USER PORT *
(As published in Oct/Nov 81 PCW)
Port module plugs directly into ZX80 or ZX61 to provide 8 input and 8 output lines. These allow input of data from switches, photocells, joy-sticks, etc. and control of up to 8 relays. Also 7-segment LED displays or LED lamps may be used and solid-state buzzers may be directly connected to the port. Variable tone audio output may be produced. Ready built & tested £14.95 + P&P 70p + VAT
(For ZX81 owners, we provide an extender card to accept the RAM pack so no need for an expensive motherboard.)

Table listing various electronic components including JUMPER LEADS, IDC CONNECTORS, EUROCONNECTORS, DIL HEADER PLUGS, MINIATURE D-CONNECTORS, 25 Way KEYBOARD ENCODER, UHF MODULATORS, DIL SWITCHES, ZERO INSERTION FORCE SOCKETS, and ACORN Personal Computer. Includes descriptions and prices.

Table listing TRANSISTORS, VOLTAGE REGULATORS, OTHER REGULATORS, OPTO-ELECTRONICS, OPTO ISOLATORS, LEADS, and DISPLAYS. Includes part numbers and prices.

* TELETYPE DECODER *
A complete kit as described in "ELEKTOR Nov 81" including the keyboard kit, containing the PCBs, ICs, switches and all other components as listed in the constructional article plus sockets for all ICs. £85 + VAT
Reprints of articles (ELEKTOR Oct/Nov 81) £1.00 + SAE

TECHNOMATICS LTD. MAIL ORDERS TO: 17 BURNLEY ROAD, LONDON NW10 1ED SHOPS AT: 17 BURNLEY ROAD, LONDON NW10

(Tel: 01-452 1500, 01-450 6597. Telex: 922800 305, EDGEWARE ROAD, LONDON W2 Tel: 01-723 0233

MICRO TIMES

19 Mill St., Bideford, North Devon
EX39 2JR, England (WWN)
Telephone Bideford (023 72) 79798

INTRODUCING CMOS AND TTL

see below for micro prices

CMOS	74LS	TTL	
4001	12p	74LS00	14p
4002	12p	74LS01	14p
4006	68p	74LS02	13p
4007	22p	74LS03	13p
4008	60p	74LS04	14p
4010	38p	74LS08	13p
4011	12p	74LS10	13p
4012	18p	74LS14	50p
4013	33p	74LS14	50p
4014	60p	74LS26	18p
4015	62p	74LS30	14p
4016	53p	74LS32	14p
4017	58p	74LS38	16p
4018	58p	74LS42	39p
4019	36p	74LS47	41p
4020	65p	74LS73	47p
4023	18p	74LS74	18p
4024	38p	74LS75	29p
4025	38p	74LS86	36p
4026	£1.28	74LS90	35p
4027	35p	74LS93	39p
4028	62p	74LS107	40p
4029	70p	74LS112	70p
4030	48p	74LS123	45p
4031	£1.95	74LS125	29p
4040	55p	74LS132	50p
4042	55p	74LS138	39p
4044	60p	74LS151	75p
4046	74p	74LS155	48p
4047	78p	74LS157	35p
4048	44p	74LS161	42p
4049	27p	74LS163	42p
4050	60p	74LS164	50p
4051	60p	74LS173	75p
4052	60p	74LS174	77p
4056	£1.50	74LS175	59p
4060	86p	74LS221	63p
4063	£1.18	74LS244	83p
4066	36p	74LS245	£1.20
4068	18p	74LS251	45p
4069	15p	74LS257	55p
4070	22p	74LS261	£3.10
4071	18p	74LS366	38p
4075	20p	74LS373	78p
4077	22p	74LS374	78p
4078	20p	74LS393	60p
4081	18p		
4093	42p		
4503	65p		
4510	66p		
4511	51p		
4518	70p		
4520	70p		
4569	£2.20		
4572	30p		

KITS FOR BEGINNERS

ELECTRONIC WHEEL OF FORTUNE
Fun kit. £5.00

ULTRONIC FLY REPELLER
A must for campers £4.50

VOLTAGE REGULATORS

7805	1A	46p
7812	5V 53p	£2.00
7905	12V 53p	£2.00
7912	5V 53p	£1.20
	12V 58p	£1.75
	100mA	28p
78L05	5V 29p	15p
78L12	12V 29p	68p
	500mA	58p
79M12	12V 62p	26p
79M05	5V 62p	£1.20
723	32p	38p

LOW PROFILE DIL SOCKETS

40 pin	30p
28 pin	26p
24 pin	24p
40 pin	22p
18 pin	16p
16 pin	14p
14 pin	12p
8 pin	9p

ENCODER/TRANSMITTER

LM 1871 £1.90

RECEIVER/DECODER

LM 1872 £1.90
Data £1 pr. Large SAE 20p.

SOUND EFFECTS GENERATOR

SN 76477N £1.75 ea.
Suitable for video games, alarms, toys etc. Data 75p. Large SAE 20p.

LINEAR ICs

NE555	17p
NE566	48p
RC4136	65p
LM301AN	26p
LM311P	45p
LM318	£1.45
LM324N	42p
LM339N	40p
LM348N	75p
LM358P	38p
LM380	65p

THYRISTORS

C106D 28p

S-100 KLUGE CARD

SIMPLIFY YOUR PROJECTS WITH A PROTOTYPE BREADBOARD WITH EXTRAS!

- ★ 4 On-Board Pwr. Supplies up to 3 of which can be +5, or ±5, ±12.
- ★ Switch Selectable Memory or Device Address.
- ★ On-Board Address/Device Decoding.
- ★ Bi-Directional Data Bus Buffering.
- ★ On-Board Wait States.
- ★ Large Breadboard Area.

Bare Board & Manual. £33.00. Delivery: 2 weeks.

S-100 PROM BLASTER

PROGRAMS MOST FAMILIES OF EPROMS!

- ★ Accepts 1K/2K/4K or 8K Eproms.
- ★ Extended Device Option.
- ★ Phantom Slave Option.
- ★ All Programming Characteristics. Software Controlled!
- ★ Accepts Single or 3 Supply parts.
- ★ Device Address Switch Selectable.
- ★ On-Board Wait States.

Put your frequently used routines into EPROM! BAREBOARD PROMWRITER KIT £49 £75

Incl. all parts, sockets and Promwriter. Del: 2 weeks.

FLOPPY DISC CONTROLLERS

FD1771	£21.00
FD1791-2	£32.00
WD1691D	£14.50
WD2143-01	£5.00

★SPECIAL★ Complete Pkg. £50.
Includes FD1791-2 + WD1691D + WD2143-01.
Set data available £3.00 (20p SAE please).

EPROMS

2708 450ns	1+	25+
2715 5v 450ns	£2.55	£2.50
2732 Intelp type	£2.65	£2.60
Buy 5 off for	£9.90 ea.	£49.00

6809 SINGLE BOARD COMPUTER

Uses Motorola's powerful MC 6809 CPU 4K/8K/16K ROM 2K RAM, ACIA, PIA, 8080 simulated I/O, RS-232 Handshake. 8 sel. Baud Rates.

BARE BOARD £48**

Uses 6809: 6850: 6821 - Buy set for £18.40.

COMPLETE KIT £175 + 15% VAT + £1 P&P

Manual includes: 11x17in. Schematic Parts List. user notes. Software listings and more!

ADMONS (2716) DATA AVAILABLE ON 6809. SAE please. £24.00

MEMORIES

2114 450ns	1+	25+
2114 300ns	£1.30	£1.25
TC5514P	£1.45	£1.40
(4K CMOS RAM (1Kx4) 450ns)	£3.65	£3.45
4116 200ns	£1.20	£1.18
4116 150ns	£1.70	£1.65
CMOS RAM 5101	£3.45	£3.40
HM 6116-3 (16K 150ns)	£15.50	£15.25

CPU's

6502	£5.45	8080A	£4.15
6504	£7.25	8085A	£6.45
6802	£5.70	Z80	£4.00
6809	£15.00	Z80A	£4.95

SUPPORT DEVICES

6520	£3.10	Z80 CTC	£4.25
6522	£5.55	Z80 PIO	£4.25
6532	£7.70	Z80ACTC	£4.50
6810	£2.50	Z80APIO	£5.40
6821	£1.90	Z80DMA	£13.00
6845	£15.00	Z80ADMA	£15.00
6850	£1.90	Z80SIO/0	£15.00
6852	£3.25	Z80ASIO/0	£20.00
8212	£1.75	Z80SIO/1	£17.50
8216	£1.75	Z80ASIO/1	£20.00
8228	£3.95	Z80SIO/2	£15.00
8255	£4.10	Z80ASIO/2	£20.00

Z80 COMBO CHIP

MK3886. 2 1/2 meg. £19.50
Data £1.00 plus 51p SAE.

AY-3-9910 GI SOUND COMPUTER CHIP

Features:

- Full software control of sound generation
- Interfaces with most 8-bit and 16-bit microprocessors
- 3 independently programmed analog outputs
- Two 8-bit general purpose I/O ports
- Single +5 volt supply

SPECIAL PRICE £6.95
Data £1. Large SAE please

EPROM ERASER

FAST ERASE TIME
EPOXY COATED STEEL CASE
HELDS UP TO SIX EPROMS
SAFETY INTERLOCKED U.V. SOURCE
Data available £41.70 each

VEROBLOC SOLDERLESS BREADBOARD

360 reliable contacts. Will accommodate any size IC. Can be full interlocked one with another.

£3.55 each

S100 Prototyping Boards: Microboard Pattern 06-2175L £16.40
Sq. Pad Universal Pattern £16.40
Prototyping Board for your APPLE I/II 2020 £8.37

ANTEX SOLDERING IRONS

Model CX. 17W £4.80
Kit SK1. 15W £6.50
Incl. base/stand + solder. £6.50
Kit SK3. 17W £6.50
Kit SK4. 25W £6.50
SK3 and SK4 complete with stand. MLX Repair Kit £5.30
Can be used where no mains elec. is available.
Spare Bits 60p

ORDERING INFORMATION

Please add 50p P&P. Plus 15% VAT to all orders.

EXPORT ORDERS ACCEPTED.
Add 15% P&P on total order. VAT not applicable.


ACCESS/BARCLAYCARD WELCOME.
Please add 15% VAT after P&P.

Schools, Univy. Official Orders welcome.

It is our policy to offer you brand new, full-spec. devices. Prices subject to change without notice.

WW - 054 FOR FURTHER DETAILS

Put your finger on the Electronics Industry



DIAL INDUSTRY

Electrical, Electronic, Computer & Data Processing, Measuring, Analysing & Controlling Instruments, Watches, Clocks and Photographic Equipment and Jewellery.

Dial Industry is a totally new concept in industrial directories. The latest volume - to be published in June 1982 - will provide in-depth coverage of the electronics and associated industries. It will be used and re-used by 40,000 U.K. buyers - and it will sell for you 365 days a year!

For further details on how to advertise in - or receive - Dial Industry, contact Malcolm Charnock or Clive Foskett, IPC Business Press Information Services Ltd Windsor Court East Grinstead House, East Grinstead West Sussex RH19 1XA Telephone 0342 26972 Telex 95127

CIRCULATED TO 40,000 UK BUYERS IN A GROWTH MARKET

ELECTROVALUE

Popular components from our "CATALOGUE 82," all prime stock; no seconds or fall-outs. Buy in quantity for best value.

COMPONENT PACKS

CP1: 100 ceramic capacitors from 1.8p to .1u. The selection is determined by the popularity of different values. Price £4.29.

Resistor Decade Packs: 1/3W, 5% tolerance; each pack 100 items, selection determined by relative popularity of each value. £1.50 each pack.

RD1: 1R0-8R2; RD2: 10R-82R; RD3: 100R-820R; RD4: 1K-8K2; RD5: 10K-820K; RD6: 100K-820K; RD7: 1M-10M. £1.50 each Decade Pack.

SEMICONDUCTORS-PACKS/SINGLES

LD30A red LEDs (2.9mm): 25 for £1.58
L51RD red LEDs (5mm): 25 for £1.58
1N4148 diodes: 25 for 68p
1N4007 (1000V, 1A) diodes: 25 £1.30
1N5402 (200V, 3A) diodes: 25 £2.80
BC107/BC109: 25 for £2.98
BC182/182L/183/183L/184/184L: 25 for £1.88
BC212/212L/213/214/214L: 25 for £1.88

OTHER POPULAR ITEMS: UNIT PRICES

BD139: 30p	● VOLTAGE REGULATORS
BD140: 32p	7805/12/15/24: 65p
TIP41A: 45p	7905/12/15/24: 85p
TIP42A: 45p	78L05/12/15/24: 32p
TIP295S: 55p	79L05/12/15/24: 67p
TIP305S: 55p	723 (14-pin): 36p
2N3053: 22p	● OTHER ICs
2N3055: 70p	4001: 18p; 4011: 19p
	4013: 40p; 4017: 80p
	NE555: 23p; 7555: 86p
	CA3140: 40p
	LM380N: 99p
	LM381: £1.51
	TL071: 45p
	TL072: 75p
	TL074: £1.20
	ZN414: £1.22

● COMPUTING ICs
Z80A: £6
Z80A PIO: £6
6402 UART: £4.50
4116 (250nS): £1.30
4116 (300nS): 90p
4118: £7.90
2114: £1.50

* SPECIAL OFFER: 25 x 4116 (300nS) £20 only
When ordering or writing please be sure to mention this journal

ELECTROVALUE LTD. DEPT. WW182, 29 St. Judes Road, Englefield Green, Egham, Surrey, TW20 0HB. Phone Egham 33603 (STD 0784); London 871. Telex 2544475.

Northern Branch (Personal Shoppers Only): 680 Burnage Lane, Burnage, Manchester, M19 1MA. Phone (061) 432 4945.

CATALOGUE 82

ESSENTIAL READING FOR THE ELECTRONICS ENTHUSIAST THE COMPUTING FREAK THE EQUIPMENT MANUFACTURER

Packed with information on more than 8,000 stock items: Active and passive components, boxes, cases, computer housings, knobs, pots, switches, relays. Everything from Rs and Rs to Computing Systems

ALL ITEMS BRAND NEW AND GUARANTEED

SPEEDY MAIL ORDER SERVICE

PLEASE ADD 15% V.A.T. TO TOTAL VALUE OF ALL ORDERS

No P&P charges on U.K. C.W.D. orders over £5.75 inc. V.A.T. (add 40p handling charge if under)

SHOP HOURS ● to 5.30 p.m. SATURDAYS 9 to 1 p.m.

For your copy of **Catalogue 82**

Please send 70p to receive your copy post free (includes 70p voucher to be reclaimed against orders valued £10 or over)

FOR EV BARGAINS LIST AND INTERESTING NEWS-SHEET. SIMPLY SEND US S.A.E.

NEW

CASH AND CARRY

TRADE COUNTER NOW OPEN

Everything you'll need to sell in CB RADIO

YES EVERYTHING!

SWRs - POWER SUPPLIES - ANTENNAS - P.A. HORNS - RECEIVERS - RIGS - SPARES AND MUCH MUCH MORE. WE ALSO STOCK WATCHES - CORDLESS PHONES - WALKIE TALKIES - VIDEO TAPES - ELECTRONIC GAMES AND ACCESSORIES


TRADE ONLY

B. BAMBER ELECTRONICS

COMMUNICATIONS HOUSE

5 STATION ROAD - LITTLEPORT - CAMBS.

TEL: ELY (0353) 860185



WW - 046 FOR FURTHER DETAILS

TV TUBE REBUILDING

Faircrest Engineering Ltd. manufacture a comprehensive range of equipment for processing all types of picture tubes, colour and mono. Standard or custom built units for established or new businesses. We export world-wide and have an excellent spares service backed by a strong technical team.

Full training courses are individually tailored to customers' requirements.

For full details of our service contact Neil Jupp

FAIRCREST ENGINEERING LTD.

4 Union Road, Croydon, CR0 2XX
01-684 1422/01-684 0246

WW - 057 FOR FURTHER DETAILS

RADIATION DETECTORS

BE PREPARED

VIEW THRU LENS ▶

Ideal for the experimenter

- THIS DOSIMETER WILL AUTOMATICALLY DETECT GAMMA AND X-RAYS
- UNIT IS SIZE OF FOUNTAIN PEN & CLIPS ONTO TOP POCKET
- PRECISION INSTRUMENT
- MANUFACTURERS CURRENT PRICE OF A SIMILAR MODEL OVER £25 EACH

British design & manufacture

Tested and fully guaranteed. Ex-stock delivery.

FREE RECHARGE SERVICE AFTER PURCHASE

£6.95

inc. VAT Post & Pack 60p

COMPLETE WITH DATA

HENRY'S

01-723 1008/9

404 EDGWARE ROAD, LONDON W2 1ED



ILP TOROIDALS UNBEATABLE VALUE FOR MONEY!

New production capacity at Canterbury has increased our range, decreased our prices, improved our special customer design service. Choose from toroidal transformers in a range of 98 types.



Order using the FREEPOST coupon below.

Trade enquiries are welcome.

Supplied with rigid mounting kit with centre bolt steel and neoprene washers. GUARANTEED 5 YEARS.

TYPE	SERIES No	SECONDARY Volts	RMS Current	PRICE inc. VAT	PRICE ex. VAT
30 VA 70 x 30mm 0.45 Kg Regulation 18%	1X010	6 + 6	2.50	£5.28	£4.48
	1X011	9 + 9	1.66	+ £0.870	+ £0.870
	1X012	12 + 12	1.25		
	1X013	15 + 15	1.00		
	1X014	18 + 18	0.83		
	1X015	22 + 22	0.68		
	1X016	25 + 25	0.60		
1X017	30 + 30	0.50			
50 VA 80 x 35mm 0.9 Kg Regulation 13%	2X010	6 + 6	4.16	£5.83	£4.93
	2X011	9 + 9	2.77	+ £1.10	+ £1.10
	2X012	12 + 12	2.08		
	2X013	15 + 15	1.66		
	2X014	18 + 18	1.38		
	2X015	22 + 22	1.13		
	2X016	25 + 25	1.00		
2X017	30 + 30	0.83			
2X028	110	0.45			
2X029	220	0.22			
2X030	240	0.20			
80 VA 90 x 30mm 1 Kg Regulation 7%	3X010	6 + 6	6.64	£6.51	£5.47
	3X011	9 + 9	4.44	+ £1.43	+ £1.43
	3X012	12 + 12	3.33		
	3X013	15 + 15	2.66		
	3X014	18 + 18	2.22		
	3X015	22 + 22	1.81		
	3X016	25 + 25	1.60		
3X017	30 + 30	1.33			
3X028	110	0.72			
3X029	220	0.36			
3X030	240	0.33			
120 VA 90 x 40mm 1.2 Kg Regulation 11%	4X010	6 + 6	10.00	£7.55	£6.38
	4X011	9 + 9	6.66	+ £1.43	+ £1.43
	4X012	12 + 12	5.00		
	4X013	15 + 15	4.00		
	4X014	18 + 18	3.33		
	4X015	22 + 22	2.72		
	4X016	25 + 25	2.40		
4X017	30 + 30	2.00			
4X018	35 + 35	1.71			
4X028	110	1.09			
4X029	220	0.54			
4X030	240	0.50			
160 VA 110 x 40mm 1.8 Kg Regulation 8%	5X011	9 + 9	8.89	£9.92	£8.44
	5X012	12 + 12	6.66	+ £1.43	+ £1.43
	5X013	15 + 15	5.33		
	5X014	18 + 18	4.44		
	5X015	22 + 22	3.63		
	5X016	25 + 25	3.20		
	5X017	30 + 30	2.66		
5X018	35 + 35	2.28			
5X026	40 + 40	2.00			
5X028	110	1.45			
5X029	220	0.72			
5X030	240	0.66			

TYPE	SERIES No	SECONDARY Volts	RMS Current	PRICE inc. VAT	PRICE ex. VAT
225 VA 110 x 45mm 2.2 Kg Regulation 7%	6X012	12 + 12	9.38	£11.83	£10.06
	6X013	15 + 15	7.50	+ £1.73	+ £1.73
	6X014	18 + 18	6.25		
	6X015	22 + 22	5.11		
	6X016	25 + 25	4.50		
	6X017	30 + 30	3.75		
	6X018	35 + 35	3.21		
6X026	40 + 40	2.81			
6X025	45 + 45	2.50			
6X033	50 + 50	2.25			
6X028	110	2.04			
6X029	220	1.02			
6X030	240	0.93			
300 VA 110 x 50mm 2.6 Kg Regulation 6%	7X013	15 + 15	10.00	£13.67	£11.66
	7X014	18 + 18	8.33	+ £1.73	+ £1.73
	7X015	22 + 22	6.82		
	7X016	25 + 25	6.00		
	7X017	30 + 30	5.00		
	7X018	35 + 35	4.28		
	7X026	40 + 40	3.75		
7X025	45 + 45	3.33			
7X033	50 + 50	3.00			
7X028	110	2.72			
7X029	220	1.36			
7X030	240	1.25			
500 VA 140 x 60mm 2.6 Kg Regulation 4%	8X016	25 + 25	10.00	£18.17	£15.53
	8X017	30 + 30	8.33	+ £2.05	+ £2.05
	8X018	35 + 35	7.14		
	8X026	40 + 40	6.25		
	8X025	45 + 45	5.55		
	8X033	50 + 50	5.00		
	8X042	55 + 55	4.54		
8X028	110	4.54			
8X029	220	2.27			
8X030	240	2.08			
625 VA 140 x 75mm 5 Kg Regulation 4%	9X017	30 + 30	10.41	£25.10	£21.54
	9X018	35 + 35	8.92	+ £2.70	+ £2.70
	9X026	40 + 40	7.81		
	9X025	45 + 45	6.94		
	9X033	50 + 50	6.25		
	9X042	55 + 55	5.68		
	9X028	110	5.68		
9X029	220	2.84			
9X030	240	2.60			

IMPORTANT: Regulation - All voltages quoted are FULL LOAD. Please add regulation figure to secondary voltage to obtain off load voltage.

The benefits of ILP toroidal transformers

ILP toroidal transformers are only half the weight and height of their laminated equivalents, and are available with 110V, 220V or 240V primaries coded as follows:

- For 110V primary insert "0" in place of "X" in type number.
- For 220V primary (Europe) insert "1" in place of "X" in type number.
- For 240V primary (UK) insert "2" in place of "X" in type number.

How to order Freepost:

Use this coupon, or a separate sheet of paper, to order these products, or any products from other ILP Electronics advertisements. No stamp is needed if you address to Freepost. Cheques and postal orders must be crossed and payable to ILP Electronics Ltd; cash must be registered. C.O.D. - add £1 to total order value. Access and Barclaycard welcome. All UK orders sent post free within 7 days of receipt of order for single and small quantity orders. Also available at Electrovalve, Maplin, Marshalls, Technomatic and Watford Electronics

Please send me the following ILP modules _____

Total purchase price _____

I enclose Cheque Postal Orders Int. Money Order

Please debit my Access / Barclaycard No _____


Name _____

Address _____

Signature _____

WW/11

Post to: ILP Electronics Ltd, Freepost 2, Graham Bell House, Roper Close, Canterbury, CT2 7EP, Kent, England. Telephone (0227) 54778 Technical (0227) 64723 Telex 965780



(a division of ILP Electronics Ltd)

TRANSFORMERS

STAY AHEAD. STAY WITH US

WW - 006 FOR FURTHER DETAILS

ALWAYS A CHANGING RANGE OF OSCILLOSCOPES, COMPUTERS, TERMINALS, etc.

Table listing various electronic equipment such as Tektronix storage oscilloscopes, Marconi meters, and Polaron microwave receivers with their respective prices.

Table listing electronic equipment including Bradley multimeters, BEMEX crosshatchdot generators, and various signal generators and amplifiers.

Advertisement for Solartron CD1400 Dual Beam 15MHz Oscilloscope, Tektronix 545A Dual Trace 24MHz, and other test equipment.

BARCLAYCARD (VISA) and ACCESS taken. Official orders welcome. All units £6 carriage. Plus V.A.T. on total.

CHILTMead LTD. NORWOOD ROAD, READING. TELEPHONE NO. READING 669656. (2nd turning left past Reading Technical College in King's Road then first right - look on right for door with "Spoked Wheel")

TITAN TRANSFORMERS AND COMPONENTS. DEPT. WW, CENTRAL HALL CHAMBERS, DUNCOMBE STREET, GRIMSBY. SOUTH HUMBERSIDE DN32 7EG. Includes detailed tables of transformer specifications.


DISC DRIVES AT UNBELIEVABLY LOW PRICES. SIEMENS FDD100-8, TANDON THINLINE TM, TANDON MINI WINCHESTER TM600. Includes software prices and contact information for IRVINE BUSINESS SYSTEMS LTD.

PRODUCTION TESTING

DEVELOPMENT

SERVICING

POWER UNITS
Now available with
3 OUTPUTS



Type 250VRU / 30 / 25

- OUTPUT 1: 0-30v, 25A DC
- OUTPUT 2: 0-70v, 10A AC
- OUTPUT 3: 0-250v, 4A AC

ALL
Continuously
Variable

Valradio

VALRADIO LIMITED, BROWELLS LANE, FELTHAM
MIDDLESEX TW13 7EN
Telephone: 01-890 4242/4837

WW - 005 FOR FURTHER DETAILS

SUPERSEM

PLYMOUTH 0752 21256

MEMORIES AT UNFORGETTABLE PRICES

	1-24	25-99	100+	1,000+
4116 P-3 200ns	.85	.80	.75	.70
2114 LP 450ns	.85	.78	.78	.75
2708k 450ns	2.65	2.45	2.25	2.20
2716k 450ns	2.40	2.25	2.05	1.95
2732k 450ns	3.80	3.60	3.40	3.20
8981 P-45 Cmos	2.20	2.10	2.00	1.80
8725 S 200ns	7.00	6.50	6.00	5.50
K4164 200ns	8.95	8.45	7.95	5.55
8039 8-bit	3.00	2.85	2.70	2.40
8080AP CPU	2.10	2.00	1.90	1.70
8085A CPU	2.75	2.60	2.45	2.15
8155P + Timer	3.05	2.90	2.75	2.45
8156P + Timer	3.40	3.20	3.00	2.60
8212P i/o Port	1.05	1.00	.95	.80
8216 Bus Driver	1.00	.95	.90	.80
8224P Clock Gen	1.25	1.15	1.10	1.00
8226P Bus + B/Drives	.87	.82	.77	.70
8228P System Cont	2.20	2.10	2.00	1.80
8243P i/o Exp	1.65	1.60	1.55	1.45
8251AP Prog. Int./Face	2.35	2.25	2.15	2.00
8253P Prog. Int./Time	3.55	3.35	3.15	2.80
8255AP Perip./Inter	2.20	2.10	2.00	1.80
8257P DMA Cont	3.55	3.35	3.15	2.80
8259 Inter Cont	3.55	3.35	3.15	2.80
8279P Key Disp	3.70	3.50	3.30	3.00
4044 P-3 300ns	1.85	1.75	1.65	1.50

Please add V.A.T. to all orders

FAST DELIVERY: TOP QUALITY

Phone 0752 21256

SUPERSEM

Export enquiries welcome

3rd Floor
Britannic House
Drake Circus
Plymouth PL4 8AQ

WW - 036 FOR FURTHER DETAILS

YOU CAN'T BEAT ILP BIPOLAR POWER AMPS FOR POWER AND PRICE

Get maximum power at minimum price, yet still with hi-fi specifications and a wide choice of outputs. ILP Bipolar power amps, now with or without heatsinks are unbeatable value for domestic hi-fi — but for disco, guitar amplifiers and PA choose the new range of heavy duty power amps, again with or without heatsinks, with protection against permanent short circuit, added safety for the disco or group user. Connection in all cases is simple — via 5 pins.



Every item has a 5 year no quibble guarantee and includes full connection data. So send your order FREEPOST today!

Load impedance, all models, 4 ohm — infinity **Input impedance**, all models 100K ohm. **Input sensitivity**, all models, 500 mV. **Frequency response**, all models 15Hz-50kHz-3db.

BIPOLAR Standard, with heatsinks

Model No	Output power Watts rms	DISTORTION T H D Typ at 1kHz	I M D 50Hz/7kHz 4:1	Supply voltage Typ/Max	Size mm	Wt gms	Price inc VAT	Price ex VAT
HY 30	15w/4-8Ω	0.015%	<0.006%	±18±20	76 × 68 × 40	240	£8.28	£7.29
HY 60	30w/4-8Ω	0.015%	<0.006%	±25±30	76 × 68 × 40	240	£9.58	£8.33
HY 120	60w/4-8Ω	0.01%	<0.006%	±35±40	120 × 78 × 40	410	£20.10	£17.48
HY 200	120w/4-8Ω	0.01%	<0.006%	±45±50	120 × 78 × 50	515	£24.39	£21.21
HY 400	240w/4Ω	0.01%	<0.006%	±45±50	120 × 78 × 100	1025	£36.60	£31.83

BIPOLAR Standard, without heatsinks

HY 120P	60w/4-8Ω	0.01%	<0.006%	±35±40	120 × 26 × 40	215	£17.83	£15.50
HY 200P	120w/4-8Ω	0.01%	<0.006%	±45±50	120 × 26 × 40	215	£21.23	£18.46
HY 400P	240w/4Ω	0.01%	<0.006%	±45±50	120 × 26 × 70	375	£32.58	£28.33

Protection: Load line, momentary short circuit (typically 10 sec). Slew rate 15V/μs Rise time 5μs S/N ratio 100db. Frequency response (-3dB) 15Hz-50kHz. Input sensitivity 500mV rms. Input impedance 100kΩ. Damping factor (8Ω/100Hz)>400.

HEAVY DUTY with heatsinks

Model No	Output power Watts rms	DISTORTION T H D Typ at 1kHz	I M D 50Hz/7kHz 4:1	Supply voltage Typ/Max	Size mm	Wt gms	Price inc VAT	Price ex VAT
HD 120	60w/4-8Ω	0.01%	<0.006%	±35±40	120 × 78 × 50	515	£25.85	£22.48
HD 200	120w/4-8Ω	0.01%	<0.006%	±45±50	120 × 78 × 60	620	£31.49	£27.38
HD 400	240w/4Ω	0.01%	<0.006%	±45±50	120 × 78 × 100	1025	£44.42	£38.63

HEAVY DUTY without heatsinks

HD 120P	60w/4-8Ω	0.01%	<0.006%	±35±40	120 × 26 × 50	265	£22.82	£19.84
HD 200P	120w/4-8Ω	0.01%	<0.006%	±45±50	120 × 26 × 50	265	£27.17	£23.63
HD 400P	240w/4Ω	0.01%	<0.006%	±45±50	120 × 26 × 70	375	£39.42	£34.28



Protection: Load line, PERMANENT SHORT CIRCUIT (ideal for disco/group use should evidence of short circuit not be immediately apparent). The Heavy Duty range can claim additional output power devices and complementary protection circuitry with performance specs as for standard types.

How to order Freepost: Use this coupon, or a separate sheet of paper, to order these products, or any products from other ILP Electronics advertisements. No stamp is needed if you address to Freepost. Cheques and postal orders must be crossed and payable to ILP Electronics Ltd. cash must be registered. C.O.D. — add £1 to total order value. Access and Barclaycard welcome. All UK orders sent post free within 7 days of receipt of order.

Please send me the following
ILP modules

Total purchase price

enclose Cheque Postal Orders Int. Money Order

Please debit my Access/Barclaycard No

Name

Address

Signature

WW 21

Post to: ILP Electronics Ltd, Freepost 2, Granam Bell House, Roper Close,
Canterbury CT2 7EP, Kent, England.
Telephone (0227) 54778. Technical (0227) 64723. Telex 965780



**ILP
ELECTRONICS LTD**

STAY AHEAD. STAY WITH US

WW - 007 FOR FURTHER DETAILS

HENRY'S COMPUTER KIT DIVISION

TANGERINE COMPUTER SYSTEMS

LONDON & HOME COUNTIES STOCKISTS

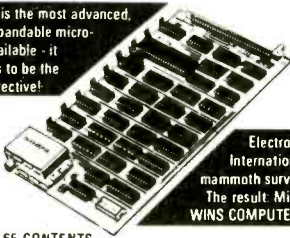
ALL PRE-PAID
ORDERS
POST FREE

RETAIL SALES AND DEMONSTRATIONS 404 EDGWARE RD. LONDON, W2 1ED TEL: 01-402 6822

TANGERINE • TANGERINE • TANGERINE • TANGERINE • TANGERINE

MICROTAN 65

Microtan 65 is the most advanced, powerful, expandable micro-computer available - it also happens to be the most cost effective!



Electronic Today International hold a mammoth survey of kits. The result: Microtan 65 WINS COMPUTER CLASS!

MICROTAN 65 CONTENTS

High quality, plated thru hole printed circuit board, solder resist and silk screened component identification. 6502 microprocessor. 1K monitor TANBUG. Now with 'V Bug' 1K RAM for user programme, stack and display memory. VDU alphanumeric display of 16 rows by 32 characters. MICROTAN 65 system file binder. 136 page, bound, users hardware/software manual with constructional details and sample programmes. Logic and discrete components to fully expand MICROTAN 65.

The MICROTAN 65 kit has won widespread acclaim for its superb presentation. We pay attention to detail!

KIT FORM £69.00 + £10.35 V.A.T., total £79.35

MICROTAN 65 assembled and tested. Specification as above, but assembled and fully bench tested by ourselves

£79.00 + £11.85 V.A.T., total £90.85

TANBUG V2.3 Kit £21.85 incl.

MICROTAN 65 OPTIONS

LOWER CASE PACK

Two integrated circuits which connect into locations on MICROTAN allowing 128 displayable characters

£9.48 + £1.42, total £10.90

MINI MOTHER BOARD

Used to connect Microtan to Tanex

Built **£10.00** - V.A.T

GRAPHICS PACK

Five integrated circuits which connect into locations on MICROTAN allowing the display of chunky graphics (64 x 64 pixels). What are chunky graphics? Well, imagine a piece of graph paper with 64 squares vertically and 64 squares horizontally, a total of 4096. Each square can be made black or white

£6.52 + V.A.T. 98p, total £7.50

20 WAY KEYPAD

Inexpensive means of getting up and running. Uses 'Schoeller' key switches, and connects to MICROTAN through a 16 pin D.I.L. plug on ribbon cable. Black anodised escutcheon, with TANGERINE legends. Finishes off what must be the best value for money keypad available. Available assembled and tested

£10.00 + V.A.T. £1.50, total £11.50

*Space Invaders game (for use with keypad only)

£15.22 + V.A.T. £2.28 total £17.50

POWER SUPPLIES

MPS 1 Input 120 or 240V AC Output 5 Volts at 3 Amps Regulated. MPS 1 will power both MICROTAN and TANEX fully expanded. Built on the same size printed circuit board as MICROTAN etc. Available as a fully built and tested unit

£23.00 - V.A.T. £3.45, total £26.45

X MPSZ +5V 6A, +12V, -5 and -12V switch mode system PSU

£69.13 + V.A.T

MINI-SYSTEM RACK

We have produced a mini-system rack which accepts MICROTAN 65, TANEX and our mini-mother board. It has an integral power supply, just plug it into the mains and away you go! Finished in TANGERINE/BLACK, it gives your system the professional finish. Front panel access for I/O cables. AVAILABLE AS AN ASSEMBLED UNIT.

£56.35 incl.

FULL SYSTEM RACK

For the man that has everything! 19 inch wide system rack which accepts MICROTAN 65, TANEX, TANRAM, SEVEN FURTHER EXPANSION BOARDS, TANDOS and THE SYSTEM POWER SUPPLY. Available in many formats, e.g. individual front panels full width hinged front panel, back panel with or without connectors

£49.00 + V.A.T. £7.35, total £56.35

NEW PRODUCTS (all V.A.T. incl.)

SERIAL I/O BOARD MAX. (8 PORTS)	£135.70
PARALLEL I/O BOARD MIN. (6 LINES)	£54.63
PARALLEL I/O BOARD MAX. (128 LINES)	£93.48
EXTRA EDGE CONNECTORS	£3.50
32K RAMCARD 16K VERSION	£87.40
32K RAMCARD 32K VERSION	£115.00
SERIAL I/O BOARD MIN. (2 PORTS)	£66.70
32K ROMBOARD (EXCL. ROM)	£54.65

AIM/KIM BUFFER	£54.64
CONTROLLER CARD FULL	£138.00
CONTROLLER CARD MIN.	£69.00
BUG; COMBINED TANBUG & X BUG	T.B.A.
2 PORT SERIAL I/O KIT	T.B.A.
HIGH RESOLUTION GRAPHICS	£90.85
AIM TV INTERFACE	£75.35

MICRON COMPUTER

FULLY BUILT, TESTED, and housed



SYSTEM RACK MICRON **£550** incl.

£395 inc V.A.T. & P&P

6502 based microcomputer. VDU alpha numeric display. Powerful monitor TANBUG. 8K RAM. 32 parallel I/O lines. 2 TTL serial I/O lines. Four 16 Bit counter timers. Cassette interface. Data bus buffering. Memory mapping control. 71 key ASCII Keyboard, including numeric keypad. Includes power supply. Also includes the first '10K MICROSOFT BASIC' available in the U.K. All the usual BASIC commands.

FULL MANUALS: MICROTAN, TANEX, BASIC, X BUG All **£5** each

TANRAM

AVAILABLE NOW TANRAM 40K Bytes on one board! Single board of bulk memory offering 7K Static RAM (2114), and 32K Dynamic RAM (4116). Onboard refresh is totally transparent to CPU operation and is unaffected by normal DMA's. TANRAM fully expands the available address space of the 6502 microprocessor. MICROTAN, TANEX and TANRAM together provide 16K RAM, 48K RAM, and 1K I/O that's a lot of memory and a lot of I/O! Built and tested. TANRAM ASSEMBLED.



40K RAM CARD with 16K DYNAMIC RAM £76

CONTENTS: High quality plated thru hole printed circuit board, solder resist and silk screened component identification. Full complement of I.C. sockets for maximum expansion. 64 way DIN edge connector. 1K RAM (2114). Data bus buffering. TANRAM users manual.

EXTRA RAM: 1K STATIC (2114) £2.95 each. 16K DYNAMIC (4116) £1.50 each

MEMORIES EXPAND YOUR SYSTEM WITH OUR TANGERINE APPROVED CHIPS

2102 1K x 1 Static RAM	80p	IM 6402 UART	£4.50	
2708	£3.50	2114 1K x 4 Static RAM	£2.95	
2716	£6.50			
MK 4116 16K x 1 Dynamic RAM	£1.50	All including VAT	4118 1K x 8 Static RAM	£7.50

MONITORS (PROFESSIONAL)

RECONDITIONED AND NEW - FROM **£35.00** to **£129.95**

CENTRONICS Ideal for Tangerine PRINTERS

CENTRONICS P.I. **£150** + V.A.T

Model 730 **£350** + V.A.T

Model 737 **£395** + V.A.T



NEW MICROTANTEL POST OFFICE APPROVED PRESTEL - VIEWDATA

● FULL COLOUR GRAPH ● CAN STORE PRESTEL ● CAN BE USED AS AN EDITING TERMINAL ● CAN BE INTERFACED WITH PET, APPLE, etc.

Just connect to the aerial socket of any colour or black and white domestic T.V. receiver and to your Post Office installed jack socket and you are into the exciting world of PRESTEL. Via simple push button use you are able to view 170,000 pages of up to the minute information on many services, order goods from companies - all this without leaving your armchair!



£170 + V.A.T

TANEX £43.00

Minimum Config Kit. + V.A.T. £6.45, total £49.45

CONTENTS


High quality plated thru hole printed circuit board, solder resist and silk screened component identification. I.C. sockets for maximum expansion. 64 Way DIN edge connector. 1K RAM, cassette interface, 16 parallel I/O lines, a T.T.L. serial I/O port, two 16 bit counter timers, data bus buffering, memory mapping, logic and discrete components for maximum expansion. TANEX users manual.

TANEX (Minimum configuration) Assembled **£53.00** + V.A.T. £7.95, total £60.95



TANEX EXPANSION

Expanded, TANEX offers 7K RAM, locations for 4K EPROM (2716), locations for 10K extended MICROSOFT BASIC, 32 parallel I/O lines, two TTL serial I/O ports, a third serial I/O port with RS232/20mA loop, full modem control and 16 programmable baud rates, four 16 bit counter timers, cassette interface, data bus buffering, and memory mapping.



EXPANDED TANEX KIT (Excludes ROM, XBUG and BASIC) **£89.70** + V.A.T. £13.46, total £103.16

EXPANDED TANEX ASSEMBLED **£99.70** + V.A.T. £14.96, total £114.66

OPTIONS TO FULLY EXPANDED TANEX

10K Extended MICROSOFT BASIC in EPROM (with manual) **£49.00** + V.A.T. £7.35, total £56.35

Extra RAM - 1K (2 x 2114) **£5.20** + V.A.T. 78p, total £5.98

SERIAL I/O KIT **£17.25** incl.

6522 VIA **£8.00** + V.A.T. £1.20, total £9.20

XBUG **£17.35** + V.A.T. £2.60, total £19.95

± 12v. KIT **£9.20** incl.

AS YOU CAN SEE THE PRICES OF OUR EXPANSION COMPONENTS ARE VERY, VERY COMPETITIVE!

TANGERINE DISC SYSTEM

28 CONTROLLER CARD **£150.00** + V.A.T

DOUBLE SIDED DOUBLE DENSITY DRIVE **£215.00** - V.A.T

CP/M DISK OPERATING SYSTEM **£80** + V.A.T



71 KEY ASCII KEYBOARD £69.95 incl.

NO EXTRAS ASKED

Uses gold crosspoint keys. Includes numeric keypad and ribbon cable. Available as fully assembled and tested.

SUPER METAL CABINET IN TANGERINE/BLACK

£20.00 + V.A.T. £3.00, total £23.00



PROFESSIONAL ASCII KEYBOARDS Ideal for Tangerine

£29.95 - V.A.T

- 52 key 7 bit ASCII coded
- Positive strobe +5V-12V
- ASCII characters
- Parallel output with strobe
- Power light on control
- Chip by General Instrument (G.I.) TTL output
- Superbly made
- Size 13 x 5.5 x 1.5 ins
- Black keys with white ledgens
- Escape shift return & reset keys
- Control repeat & bell keys
- Complete with DATA



ADD-ON KEYPAD

A compact 12 button keypad suitable for use with above keyboard to extend its functions plus four extra keys. Supplied brand new with data. A non-encoded single mode keyboard.

LIST PRICE **£22.00**
OUR PRICE **£7.95**
- V.A.T

PLUS MANY NEW EXCITING PRODUCTS IN DEVELOPMENT AUTOMATICALLY AVAILABLE FROM US WHEN RELEASED BY TANGERINE LTD.

All products are available

FULLY GUARANTEED - BUY WITH CONFIDENCE

BRITISH DESIGN AND MANUFACTURE AND ON DEMONSTRATION IN OUR COMPUTER DEPT.

TANGERINE • TANGERINE • TANGERINE • TANGERINE • TANGERINE • TANGERINE • TANGERINE • TANGERINE

Stockist Enquiries on headed notepaper to:
COMPUTER KIT LTD. (Principal Distributors in U.K.)
11/12 Paddington Green, London, W2, Tele. 01-723 5095
Telex 262284 Ref 1400 TRANSONICS

All orders pre-paid and official advertised here to be forwarded DIRECTLY to:
COMPUTER DEPT., 11/12 PADDINGTON GREEN, LONDON W2

SEND FOR FREE BROCHURE

PRINTED CIRCUITS

FOR WIRELESS WORLD PROJECTS

- Stripline r.f. power amp—Sept. 1975—1 d.s. **£5.00**
- Audio compressor/limiter—Dec. 1975—1 s.s. (stereo) **£4.25**
- F.m. tuner (advanced)—April 1976—1 s.s. **£5.00**
- Cassette recorder—May 1976—1 s.s. **£5.00**
- Audio compander—July 1976—1 s.s. **£4.25**
- Time code clock—August 1976—2 s.s. 3 d.s. **£15.00**
- Date, alarm, b.s.t. switch—June 1977—2 d.s. 1 s.s. **£9.50**
- Audio preamplifier—November 1976—2 s.s. **£8.50**
- Additional circuits—October 1977—1 s.s. **£4.00**
- Stereo coder—April 1977—1 d.s. 2 s.s. **£8.50**
- Morse keyboard and memory—January 1977—2 d.s. (logic board 10¼in. x 5in.) (keyboard and matrix 13in. x 10in.) **£14.00**
- Low distortion disc amplifier (stereo)—September 1977—1 s.s. **£2.00**
- Low distortion audio oscillator—September 1977—1 s.s. **£3.50**
- Synthesized f.m. transceiver—November 1977—2 d.s. 1 s.s. **£12.00**
- Morsemaker—June 1978—1 d.s. **£4.50**
- Metal detector—July 1978—1 d.s. **£3.75**
- Oscilloscope waveform store—October 1978—4 d.s. **£18.00**
- Regulator for car alternator—August 1978—1 s.s. **£2.00**
- Wideband noise reducer—November 1978—1 d.s. **£5.00**
- Versatile noise generator—January 1979—1 s.s. **£5.00**
- 200MHz frequency meter—January 1979—1 d.s. **£7.00**
- High performance preamplifier—February 1979—1 s.s. **£5.50**
- Distortion meter and oscillator—July 1979—2 s.s. **£5.50**
- Moving coil preamplifier—August 1979—1 s.s. **£3.50**
- Multi-mode transceiver—October 1979—10 d.s. **£35.00**
- Amplification system—Oct. 1979—3 preamp 1 poweramp **£4.20 each**
- Digital capacitance meter—April 1980—2 s.s. **£7.50**
- Colour graphics system—April 1980—1 d.s. **£18.50**
- Audio spectrum analyser—May 1980—3 s.s. **£10.50**
- Multi-section equalizer—June 1980—2 s.s. **£8.00**
- Floating-bridge power amp—Oct. 1980—1 s.s. (12V or 40V) **£4.00**
- Nanocomp—Jan. 1981—1 d.s. 1 s.s. **£9.00**
- Logic probe—Feb. 1981—2 d.s. **£6.00**
- Modular frequency counters—March 1981—8 s.s. **£20.00**
- Opto-electronic contact breaker (Delco)—April 1981—2 s.s. **£4.00**

Boards are glassfibre, roller-tinned and drilled. Prices include V.A.T. and U.K. postage.

Airmail add 20%, Europe add 10%, Insurance 10%.

Remittance with order to:

M. R. SAGIN, 23 KEYES ROAD, LONDON, N.W.2

WW - 049 FOR FURTHER DETAILS

STEREO DISC AMPLIFIER 2

THE MOST THOROUGHLY RESEARCHED DISC AMPLIFIER THERE IS for Broadcasting, Disc Monitoring and Transfer



Ring or write for full specifications of this or PPM Boxes ★ PPM2 and PPM3 drive circuits ★ Ernest Turner movements 640 642 643 and TWIN with flush mounting adaptors and illumination kits ★ Peak Deviation Meter ★ Programme and Deviation Chart Recorders ★ Moving Coil Preamplifier ★ 10 Outlet Distribution Amplifier ★ Stabilizer ★ Fixed Shift Circuit Boards ★ Broadcast Monitor Receiver 150kHz-30MHz.

SURREY ELECTRONICS, The Forge, Lucks Green, Cranleigh, Surrey GU6 7BG. Tel: 04866 5997

SWITCHCRAFT XLR CONNECTORS

- Line Female A3F £1.59
- Line Male A3M £1.36
- Chassis Female D3F £2.04
- Chassis Male D3M £1.19

4, 5, 6 and 7-pin versions and large selection audio adaptors available

NEUTRIK XLR CONNECTORS

- Latchless Chassis NC3-FZ £0.67
- Line Female NC3-FCC £1.34
- Female Chassis NC3-FP £1.65
- Latchless Chassis Male NC3-MZ £0.59
- Line Male NC3-MC £1.15
- Chassis Male NC3-MP £0.87

4, 5-pin, PCB and black versions and large selection of audio adaptors available

XLR LNE MAIN SERIES

- XLR LNE 11C £3.87
- XLR LNE 32 £2.89
- XLR LNE 12C £3.76
- XLR LNE 31 £4.14

BELCLERE AUDIO TRANSFORMERS

- EN6422 Ratio +1.2 + 2. Freq. 40Hz-35KHz. PRI 150/600Ω. sec. 600/2.4KΩ. **£3.64**
- EN6423 Ratio 1 + 1.6 45 - 6.45. Freq. 40Hz-25KHz. PRI 150/600Ω. sec. 6.25K/25KΩ. **£3.64**
- SKT-723 MuMetal Screening can. 39dB reduction 50Hz ext. field. **£1.15**

Trade enquiries welcome; quantity discounts available. All prices subject to V.A.T. Call, write or phone. Min. order £10. Please add £1 postage. Access, Amex, Barclaycard.

KELSEY ACOUSTICS LTD.

28 POWIS TERRACE, LONDON W11 1JH
01-727 1046/0780



WW - 058 FOR FURTHER DETAILS

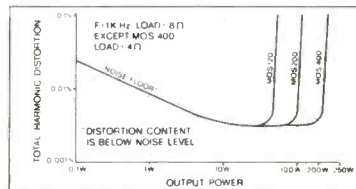
WHY AN ILP MOSFET POWER AMP?

Because ILP MOSFET power amps give you ultra-fi performance without costing big money. Performance you thought you couldn't afford at a price you know you can.

All ILP modules are compatible with each other — you'll find many more in other ILP ads in this magazine. Choose ILP MOSFET power amps when you need the fastest possible slew rate, low distortion at high frequencies, better thermal stability. MOSFET power amps work with complex loads without difficulty and without crossover distortion. Connection is simple — via 5 pins. With other ILP modules you can create almost any audio system, whatever your age or experience.

iLP MOSFET power amps are now available with integral heatsink (no extra heatsink required), or ready for mounting on to your own heatsink or chassis. Full dissipation detail on data sheet, available on request. Each carries a 5 year no quibble guarantee and comes with full connection data.

Send your order FREEPOST today on the coupon at the foot of this ad.



Load impedance, all models, 4 ohm — infinity
Input impedance, all models 100K ohm
Input sensitivity, all models, 500 mV
Frequency response, all models 15Hz-50kHz-3db

MOSFET Ultra-Fi. with heatsinks

Model No	Output power Watts rms	DISTORTION		Supply voltage Typ/Max	Size mm	Wt gms	Price inc VAT	Price ex VAT
		T H D Typ at 1kHz	M. D. 50Hz/7kHz 4:1					
MOS 120	60w/4-8Ω	<0.005%	<0.006%	+45±50	120x78x40	420	£29.76	£25.88
MOS 200	120w/4-8Ω	<0.005%	<0.006%	+55±60	120x78x80	850	£38.48	£33.46
MOS 400	240w/4Ω	<0.005%	<0.006%	+55±60	120x78x100	1025	£52.20	£45.39

MOSFET Ultra-Fi without heatsinks

MOS 120P	60w/4-8Ω	<0.005%	<0.006%	+45±50	120x26x40	215	£26.82	£23.32
MOS 200P	120w/4-8Ω	<0.005%	<0.006%	+55±60	120x26x80	420	£32.81	£28.53
MOS 400P	240w/4Ω	<0.005%	<0.006%	+55±60	120x26x100	525	£44.75	£38.91

Protection:

Able to cope with complex loads, without the need for very special protection circuitry (fuses will suffice).

Ultra-fi specifications:

Slew rate 20Vµs. Rise time 3µs. S/N ratio 100db. Frequency response (-3db) 15Hz-100kHz. Input sensitivity 500mVrms. Input impedance 100k. Damping factor (8Ω/100Hz) >400.

How to order Freepost:

Use this coupon, or a separate sheet of paper, to order these products, or any products from other ILP Electronics advertisements. No stamp is needed if you address to Freepost. Cheques and postal orders must be crossed and payable to ILP Electronics Ltd. cash must be registered. C.O.D. — add £1 to total order value. Access and Barclaycard welcome. All UK orders sent post free within 7 days of receipt of order.

Please send me the following ILP modules

Total purchase price

I enclose Cheque Postal Orders Int. Money Order

Please debit my Access/Barclaycard No.


Name

Address

Signature

WW 3/1

Post to: ILP Electronics Ltd, Freepost 2, Graham Bell House, Roper Close, Canterbury CT2 7EP, Kent, England. Telephone (0227) 54778. Technical (0227) 64723. Telex 965780.



ILP ELECTRONICS LTD

STAY AHEAD. STAY WITH US

WW - 008 FOR FURTHER DETAILS

PIL makes a world of difference.

PIL offer a total concept to users of instrumentation.

If you have a requirement whether it's electrical or electronic, test or measuring, new from stock or repair, we have the fast solution, whatever, whenever or wherever your problem.

Our services include:
**CALIBRATION – CERTIFICATION
 CONSULTANCY – DISTRIBUTION
 EXPORT SALES – HOME SALES
 MANUFACTURE – MODIFICATION
 REPAIR – RETAIL – TRADE.**

That's why PIL makes a world of difference.


Our full catalogue is available on application.



**Total Instrumentation
 -Worldwide**

**SHOWROOM/SALES/EXPORT – 01-639 4461
 OPEN MONDAY TO FRIDAY
 FACTORY/REPAIRS – 01-639 0155
 NORTH LONDON SHOWROOM – 01-965 2352**

**PRECISION INSTRUMENT LABORATORIES,
 INSTRUMENT HSE, 727 OLD KENT RD, LONDON SE15. TEL: 01-639 4461 TELEX: 8811854 (INTEL)**



WW – 063 FOR FURTHER DETAILS

RADIO TELEPHONE EQUIPMENT

PYE OLYMPIC M201 High band AM multi-channel sets complete, but less loudspeakers and mikes. Few only at £100 each plus VAT.
 PYE PF8 UHF hand portable complete but less batteries. 3 only. BARGAIN at only £80 each plus VAT.
 PYE PF5 UHF hand portable complete with leather case but less battery. Only £40 each plus VAT.
 PYE PF2 UB. Ideal for 70cm. These sets are in new condition. Complete with mike, battery and aerial. Only £80 each plus VAT.
 PYE PC1 Radio telephone controller, good condition. 2 only at £50 each plus VAT.
 PYE UHF PAGERS PG3 used condition less batteries. Few only at £40 each plus VAT.
 PYE MF5AM Motofones low band sets complete and in good condition. Only £45 each plus VAT.
 PYE POCKETPHONE base station F50 complete less mike. £45 each plus VAT.
 PYE WESTMINSTER W15 AMD mid band multi-channel sets only. No mike, speaker, cradle, or leads. £45 plus VAT.
 PYE REPORTER MF6AM, high band sets, complete but less cradle. Few only £150 plus VAT.
 PYE RTC Controller units for remotely controlling VHF or UHF fixed stations, radio telephones over land lines. £20 each plus VAT.
 PYE WESTMINSTER W15AM High band and low band available. Sets complete and in good condition but are less speakers, mikes, cradles and LT leads (sets only). £70 each plus VAT.
 PYE WESTMINSTER W15AMB (Boot mount). Low band complete with control gear and accessories and in good condition. £80 each plus VAT.
 PYE WESTMINSTER W15AM Mid Band crystallised and converted to 129.9MHz. 130.1MHz & 130.4MHz. Very good condition. £140 each plus VAT.
 PYE WESTMINSTER W30AM Low band sets only, no control gear. Sets complete and in good condition. £45 plus VAT.
 PYE BASE STATION F27 Low and high band, few only at £75 each plus VAT.
 PYE BASE STATION F30AM Low and high band with and without T/T. Prices from £220 each plus VAT.
 PYE CAMBRIDGE AM10D Dash Mount sets, complete and in good condition but untested. £40 each.
 PYE CAMBRIDGE AM10B Boot Mount sets. High Band 12.5kHz sets only, no control gear, good condition. £25 each.
 Please Note all sets are sold less crystals unless otherwise stated. Sets can be crystallised on your frequency at £20 per channel extra.
 CARRIAGE ON RADIO TELEPHONE EQUIPMENT MOBILES £2 EACH
 BASE STATIONS £15 EACH.

B. BAMBER ELECTRONICS

5 STATION ROAD, LITTLEPORT, CAMBS CB6 1OE
 TEL: ELY (0353) 860185

WW – 100 FOR FURTHER DETAILS

H.B.E.D.

1N4148 Diodes			
1+	100+	500+	1000+
.02	.015	.013	.012

L.E.D.s .125 & .2

	1+	100+	1000+
RED	.07	.058	.052
GREEN	.10	.083	.076
YELLOW	.11	.095	.085

CARBON FILM RESISTORS E12 Series

Prices per 100. Larger and Mixed Quantity prices available.

	100	OFF	.25W	.5W
	500	ONE	.70	.90
	1000	TYPE	.62	.78
			.54	.68

LOW PROFILE I.C. SOCKETS

TEXAS				SCANBE		
	1+	100+	500+	1+	100+	1000+
8pin	.075	.068	.06	.059	.049	.044
14pin	.09	.082	.073	.082	.07	.064
16pin	.10	.096	.085	.091	.078	.07
18pin	.125	.113	.10	.104	.089	.081
20pin	.14	.126	.113	.12	.10	.092
22pin	.15	.135	.12	.143	.122	.111
24pin	.15	.135	.12	.146	.132	.116
28pin	.16	.145	.125	.155	.14	.12
40pin	.24	.215	.19	.23	.195	.176

MICROS

	1+	10+
6800	2.85	2.30
6821	1.53	1.25
6850	1.50	1.20
8080A	3.75	3.00
INS8060	9.50	9.00
Z80A CPU	4.85	4.00
Z80A PIO	3.26	2.80
AY 5-1013P	3.25	2.80

MEMORIES

	1+	25+
2102	1.00	.83
2114	1.30	1.04
4116	1.25	1.00
2708	3.00	2.45
2716	3.50	2.80
2532	5.90	4.75
2732	5.60	4.50

NEW TRADE CATALOGUE AVAILABLE

Add £1.50 handling charge on orders under £50 and 15% V.A.T.

Harrison Bros.

Electronic Distributors

22 Milton Road, Westcliff-on-Sea, Essex SS0 7JX
 Tel: Southend (0702) 32338

WW – 087 FOR FURTHER DETAILS

POWER — hydraulic drive

PRECISION — feedback closed loop system


PROGRAMMABILITY — dedicated μ Processor

POWERTRAN — professional engineering

PUBLICATION — November-March Issues

PRACTICAL ELECTRONICS

ROBOTS



MEMORIES AT MICRO PRICES

	QUANTITY				
	1-24	25-99	100-499	500-999	1,000+
4116 200NS	65p	60	55p	50p	45p
4116 150NS	75p	70p	65p	60p	55p
2114L 200NS	£1.00	95p	90p	85p	80p
6116 16K CMOS RAM 150NS	£6.50	6.00	5.50	5.00	4.50
4164 64K Dynamic RAM—No refresh on Pin 1 — 200NS	£6.50	6.00	5.50	5.00	4.50
4164S 64K Dynamic RAM with Pin 1 refresh 200NS	£8.00	7.50	7.00	6.50	6.00
2716 5V 450NS	£2.00	1.90	1.85	1.80	1.75
2732 450NS	£4.50	4.00	3.75	3.25	3.00
2532 450NS	£4.75	4.50	4.25	4.00	3.50

FLOPPY DISK CONTROLLERS

FD1771	£18	COM 8116	£9.95
FD1791	£29	5.06MHz crystal	
FD1797	£32	for above	£3.50
FD1691	£13		
Set of FD1797 and FD1691	£40		

BAUD RATE GENERATOR

ORDERING INFORMATION: For orders under £50 add 50p P&P. Please add 15% VAT to total value of order including postage and packing. All devices are prime, brand new, full spec and fully guaranteed. All items are subject to availability. Prices are subject to change without notice. CALLERS WELCOME.

VINCELORD LTD.

Suite 2
26 Charing Cross Road
London W.C.2
Telex: 27486 Equity G

WW098


LOTS OF NEW ILP ENCAPSULATED PRE-AMPS—COMPATIBLE WITH ALL ILP MODULES

Suddenly, instead of two ILP encapsulated pre-amps, there are eight — everything from the simple mono pre-amp (HY6), through mixing mono pre-amps (HY12 and HY69), to a dual stereo pre-amp (HY71). Plus a new guitar pre-amp (HY73).

Each gives the very best reproduction from your equipment that your money can buy, and all are protected against short circuit and wrong polarity.

All ILP modules are compatible with each other — combine them to create almost any audio system. Every item carries a 5 year no quibble guarantee and includes full connection data.

So send your order today — the Freepost coupon needs no stamp.



PRE-AMPS

Model No	Module	What it does	Current required	Price inc. VAT	Price ex. VAT
HY 6	Mono pre-amp	Provides inputs for mic/mag. cartridge/tuner/tape/auxiliary, with volume/bass/treble controls	10 mA	£7.41	£6.44
HY 9	Stereo pre-amp	Two channels, mag. cartridge, mic + volume control.	10 mA	£7.71	£6.70
HY 12	Mono pre-amp	Mixes two signals into one, with bass/mid-range/treble controls.	10 mA	£7.71	£6.70
HY 66	Stereo pre-amp	Two channels, with inputs for mic/mag. cartridge/tape/tuner/auxiliary, with volume/bass/treble/balance	20 mA	£14.02	£12.19
HY 69	Mono pre-amp	Two input channels, mag. cartridge mic, with mixing and volume/treble/bass controls.	20 mA	£12.02	£10.45
HY 71	Dual stereo pre-amp	Provides four channels for mag. cartridge/mic with volume control.	20 mA	£12.36	£10.75
HY 73	Guitar pre-amp	Provides for two guitars (bass + lead) and mic with separate volume/bass/treble and mixing.	20 mA	£14.09	£12.25
HY 75	Stereo pre-amp	Two channels, each mixing two signals into one with bass/mid-range/treble controls	20 mA	£12.36	£10.75

For easy mounting we recommend: B 6 mounting board for modules HY6-HY13 £0.90 inc. VAT (0.78 ex. VAT) B 66 mounting board for modules HY66-HY77 £1.12 inc. VAT (0.99 ex. VAT). All modules are encapsulated and include clip-on edge connectors. All operate from +15V minimum to +30V maximum, needing dropper resistors for higher voltages. Modules HY6 to HY13 measure 45 x 20 x 40mm. HY66 to HY77 measure 90 x 20 x 40mm.

How to order Freepost:
Use this coupon, or a separate sheet of paper, to order these products, or any products from other ILP Electronics advertisements. No stamp is needed if you address to Freepost. Cheques and postal orders must be crossed and payable to ILP Electronics Ltd; cash must be registered. C.O.D. — add £1 to total order value. Access and Barclaycard welcome. All UK orders sent post free within 7 days of receipt of order.

Please send me the following ILP modules

Total purchase price _____

I enclose Cheque Postal Orders Int. Money Order

Please debit my Access/Barclaycard No. _____


Name _____

Address _____

Signature _____

WW 4/1

Post to: ILP Electronics Ltd, Freepost 2, Graham Bell House, Roper Close, Canterbury CT2 7EP, Kent, England.
Telephone (0227) 54778 Technical (0227) 64723 Telex 965780



ELECTRONICS LTD

STAY AHEAD. STAY WITH US

WW - 099 FOR FURTHER DETAILS

LANGREX SUPPLIES LTD

Climax House, Fallsbrook Rd., Streatham, London SW16 6ED

RST

Tel: 01-677 2424 Telex: 946708

RST


SEMICONDUCTORS

AA119 0.12	ASZ15 1.38	BC172 0.13	BD131 0.51	BF257 0.31	CRS3/60 1.04	OA2201 1.73	OC203 3.45	ZTX502 0.21	2N1309 1.38	2N3771 1.61
AA130 0.20	ASZ16 1.27	BC173 0.13	BD132 0.55	BF258 0.31	GEX66 3.45	OA2206 1.73	OC204 3.45	ZTX503 0.22	2N1613 0.37	2N3772 1.84
AA131 0.17	ASZ17 1.15	BC174 0.13	BD133 0.46	BF259 0.32	GEX541 5.75	OA2207 1.73	OC205 3.16	ZTX504 0.24	2N1671 1.73	2N3773 2.07
AA132 0.17	ASZ20 2.64	BC175 0.16	BD134 0.55	BF336 0.39	GJM 1.73	OC16 2.88	OC206 3.16	ZTX531 0.28	2N1893 0.37	2N3819 0.35
AA133 0.17	ASZ21 2.88	BC176 0.16	BD135 0.46	BF337 0.38	GM0378A 2.02	OC20 2.88	OC207 2.88	ZTX550 0.29	2N2147 4.60	2N3820 0.45
AA134 0.17	ASZ22 2.88	BC177 0.16	BD136 0.46	BF338 0.41	KS100A 0.52	OC22 2.88	OC208 2.88	1N914 0.06	2N2148 4.31	2N3823 0.69
AA135 0.17	ASZ23 2.88	BC178 0.16	BD137 0.46	BF339 0.41	MJE340 0.69	OC23 4.60	OC209 2.30	1N916 0.06	2N2149 4.31	2N3826 1.15
AA136 0.17	ASZ24 2.88	BC179 0.16	BD138 0.46	BF340 0.41	MJE370 0.84	OC24 3.45	OC210 2.30	1N4001 0.07	2N2150 4.31	2N3829 0.20
AA137 0.17	ASZ25 2.88	BC180 0.16	BD139 0.46	BF341 0.41	MJE371 0.82	OC25 1.15	R2009 2.59	1N4002 0.07	2N2220 0.23	2N3905 0.20
AA138 0.17	ASZ26 2.88	BC181 0.16	BD140 0.58	BF342 0.41	MJE520 0.54	OC26 1.73	R2010 2.30	1N4003 0.07	2N2221 0.23	2N3906 0.20
AA139 0.17	ASZ27 2.88	BC182 0.16	BD141 2.30	BF343 0.41	MJE521 1.84	OC28 2.30	T1C44 0.31	1N4004 0.08	2N2222 0.23	2N4058 0.23
AA140 0.17	ASZ28 2.88	BC183 0.16	BD142 1.36	BF344 0.41	MJE522 1.84	OC29 2.30	T1C226 1.38	1N4005 0.10	2N2223 4.89	2N4059 0.23
AA141 0.17	ASZ29 2.88	BC184 0.16	BD143 0.62	BF345 0.41	MJE523 1.84	OC30 2.30	T1C227 1.38	1N4006 0.13	2N2224 4.89	2N4060 0.18
AA142 0.17	ASZ30 2.88	BC185 0.16	BD144 0.62	BF346 0.41	MJE524 1.84	OC31 2.30	T1C228 1.38	1N4007 0.14	2N2225 4.89	2N4061 0.18
AA143 0.17	ASZ31 2.88	BC186 0.16	BD145 0.62	BF347 0.41	MJE525 1.84	OC32 2.30	T1C229 1.38	1N4008 0.14	2N2226 4.89	2N4062 0.18
AA144 0.17	ASZ32 2.88	BC187 0.16	BD146 0.62	BF348 0.41	MJE526 1.84	OC33 2.30	T1C230 1.38	1N4009 0.14	2N2227 4.89	2N4063 0.18
AA145 0.17	ASZ33 2.88	BC188 0.16	BD147 0.62	BF349 0.41	MJE527 1.84	OC34 2.30	T1C231 1.38	1N4010 0.14	2N2228 4.89	2N4064 0.18
AA146 0.17	ASZ34 2.88	BC189 0.16	BD148 0.62	BF350 0.41	MJE528 1.84	OC35 2.30	T1C232 1.38	1N4011 0.14	2N2229 4.89	2N4065 0.18
AA147 0.17	ASZ35 2.88	BC190 0.16	BD149 0.62	BF351 0.41	MJE529 1.84	OC36 2.30	T1C233 1.38	1N4012 0.14	2N2230 4.89	2N4066 0.18
AA148 0.17	ASZ36 2.88	BC191 0.16	BD150 0.62	BF352 0.41	MJE530 1.84	OC37 2.30	T1C234 1.38	1N4013 0.14	2N2231 4.89	2N4067 0.18
AA149 0.17	ASZ37 2.88	BC192 0.16	BD151 0.62	BF353 0.41	MJE531 1.84	OC38 2.30	T1C235 1.38	1N4014 0.14	2N2232 4.89	2N4068 0.18
AA150 0.17	ASZ38 2.88	BC193 0.16	BD152 0.62	BF354 0.41	MJE532 1.84	OC39 2.30	T1C236 1.38	1N4015 0.14	2N2233 4.89	2N4069 0.18
AA151 0.17	ASZ39 2.88	BC194 0.16	BD153 0.62	BF355 0.41	MJE533 1.84	OC40 2.30	T1C237 1.38	1N4016 0.14	2N2234 4.89	2N4070 0.18
AA152 0.17	ASZ40 2.88	BC195 0.16	BD154 0.62	BF356 0.41	MJE534 1.84	OC41 2.30	T1C238 1.38	1N4017 0.14	2N2235 4.89	2N4071 0.18
AA153 0.17	ASZ41 2.88	BC196 0.16	BD155 0.62	BF357 0.41	MJE535 1.84	OC42 2.30	T1C239 1.38	1N4018 0.14	2N2236 4.89	2N4072 0.18
AA154 0.17	ASZ42 2.88	BC197 0.16	BD156 0.62	BF358 0.41	MJE536 1.84	OC43 2.30	T1C240 1.38	1N4019 0.14	2N2237 4.89	2N4073 0.18
AA155 0.17	ASZ43 2.88	BC198 0.16	BD157 0.62	BF359 0.41	MJE537 1.84	OC44 2.30	T1C241 1.38	1N4020 0.14	2N2238 4.89	2N4074 0.18
AA156 0.17	ASZ44 2.88	BC199 0.16	BD158 0.62	BF360 0.41	MJE538 1.84	OC45 2.30	T1C242 1.38	1N4021 0.14	2N2239 4.89	2N4075 0.18
AA157 0.17	ASZ45 2.88	BC200 0.16	BD159 0.62	BF361 0.41	MJE539 1.84	OC46 2.30	T1C243 1.38	1N4022 0.14	2N2240 4.89	2N4076 0.18
AA158 0.17	ASZ46 2.88	BC201 0.16	BD160 0.62	BF362 0.41	MJE540 1.84	OC47 2.30	T1C244 1.38	1N4023 0.14	2N2241 4.89	2N4077 0.18
AA159 0.17	ASZ47 2.88	BC202 0.16	BD161 0.62	BF363 0.41	MJE541 1.84	OC48 2.30	T1C245 1.38	1N4024 0.14	2N2242 4.89	2N4078 0.18
AA160 0.17	ASZ48 2.88	BC203 0.16	BD162 0.62	BF364 0.41	MJE542 1.84	OC49 2.30	T1C246 1.38	1N4025 0.14	2N2243 4.89	2N4079 0.18
AA161 0.17	ASZ49 2.88	BC204 0.16	BD163 0.62	BF365 0.41	MJE543 1.84	OC50 2.30	T1C247 1.38	1N4026 0.14	2N2244 4.89	2N4080 0.18
AA162 0.17	ASZ50 2.88	BC205 0.16	BD164 0.62	BF366 0.41	MJE544 1.84	OC51 2.30	T1C248 1.38	1N4027 0.14	2N2245 4.89	2N4081 0.18
AA163 0.17	ASZ51 2.88	BC206 0.16	BD165 0.62	BF367 0.41	MJE545 1.84	OC52 2.30	T1C249 1.38	1N4028 0.14	2N2246 4.89	2N4082 0.18
AA164 0.17	ASZ52 2.88	BC207 0.16	BD166 0.62	BF368 0.41	MJE546 1.84	OC53 2.30	T1C250 1.38	1N4029 0.14	2N2247 4.89	2N4083 0.18
AA165 0.17	ASZ53 2.88	BC208 0.16	BD167 0.62	BF369 0.41	MJE547 1.84	OC54 2.30	T1C251 1.38	1N4030 0.14	2N2248 4.89	2N4084 0.18
AA166 0.17	ASZ54 2.88	BC209 0.16	BD168 0.62	BF370 0.41	MJE548 1.84	OC55 2.30	T1C252 1.38	1N4031 0.14	2N2249 4.89	2N4085 0.18
AA167 0.17	ASZ55 2.88	BC210 0.16	BD169 0.62	BF371 0.41	MJE549 1.84	OC56 2.30	T1C253 1.38	1N4032 0.14	2N2250 4.89	2N4086 0.18
AA168 0.17	ASZ56 2.88	BC211 0.16	BD170 0.62	BF372 0.41	MJE550 1.84	OC57 2.30	T1C254 1.38	1N4033 0.14	2N2251 4.89	2N4087 0.18
AA169 0.17	ASZ57 2.88	BC212 0.16	BD171 0.62	BF373 0.41	MJE551 1.84	OC58 2.30	T1C255 1.38	1N4034 0.14	2N2252 4.89	2N4088 0.18
AA170 0.17	ASZ58 2.88	BC213 0.16	BD172 0.62	BF374 0.41	MJE552 1.84	OC59 2.30	T1C256 1.38	1N4035 0.14	2N2253 4.89	2N4089 0.18
AA171 0.17	ASZ59 2.88	BC214 0.16	BD173 0.62	BF375 0.41	MJE553 1.84	OC60 2.30	T1C257 1.38	1N4036 0.14	2N2254 4.89	2N4090 0.18
AA172 0.17	ASZ60 2.88	BC215 0.16	BD174 0.62	BF376 0.41	MJE554 1.84	OC61 2.30	T1C258 1.38	1N4037 0.14	2N2255 4.89	2N4091 0.18
AA173 0.17	ASZ61 2.88	BC216 0.16	BD175 0.62	BF377 0.41	MJE555 1.84	OC62 2.30	T1C259 1.38	1N4038 0.14	2N2256 4.89	2N4092 0.18
AA174 0.17	ASZ62 2.88	BC217 0.16	BD176 0.62	BF378 0.41	MJE556 1.84	OC63 2.30	T1C260 1.38	1N4039 0.14	2N2257 4.89	2N4093 0.18
AA175 0.17	ASZ63 2.88	BC218 0.16	BD177 0.62	BF379 0.41	MJE557 1.84	OC64 2.30	T1C261 1.38	1N4040 0.14	2N2258 4.89	2N4094 0.18
AA176 0.17	ASZ64 2.88	BC219 0.16	BD178 0.62	BF380 0.41	MJE558 1.84	OC65 2.30	T1C262 1.38	1N4041 0.14	2N2259 4.89	2N4095 0.18
AA177 0.17	ASZ65 2.88	BC220 0.16	BD179 0.62	BF381 0.41	MJE559 1.84	OC66 2.30	T1C263 1.38	1N4042 0.14	2N2260 4.89	2N4096 0.18
AA178 0.17	ASZ66 2.88	BC221 0.16	BD180 0.62	BF382 0.41	MJE560 1.84	OC67 2.30	T1C264 1.38	1N4043 0.14	2N2261 4.89	2N4097 0.18
AA179 0.17	ASZ67 2.88	BC222 0.16	BD181 1.38	BF383 0.41	MJE561 1.84	OC68 2.30	T1C265 1.38	1N4044 0.14	2N2262 4.89	2N4098 0.18
AA180 0.17	ASZ68 2.88	BC223 0.16	BD182 1.36	BF384 0.41	MJE562 1.84	OC69 2.30	T1C266 1.38	1N4045 0.14	2N2263 4.89	2N4099 0.18
AA181 0.17	ASZ69 2.88	BC224 0.16	BD183 0.62	BF385 0.41	MJE563 1.84	OC70 2.30	T1C267 1.38	1N4046 0.14	2N2264 4.89	2N4100 0.18
AA182 0.17	ASZ70 2.88	BC225 0.16	BD184 0.58	BF386 0.41	MJE564 1.84	OC71 2.30	T1C268 1.38	1N4047 0.14	2N2265 4.89	2N4101 0.18
AA183 0.17	ASZ71 2.88	BC226 0.16	BD185 0.23	BF387 0.41	MJE565 1.84	OC72 2.30	T1C269 1.38	1N4048 0.14	2N2266 4.89	2N4102 0.18
AA184 0.17	ASZ72 2.88	BC227 0.16	BD186 0.23	BF388 0.41	MJE566 1.84	OC73 2.30	T1C270 1.38	1N4049 0.14	2N2267 4.89	2N4103 0.18
AA185 0.17	ASZ73 2.88	BC228 0.16	BD187 0.23	BF389 0.41	MJE567 1.84	OC74 2.30	T1C271 1.38	1N4050 0.14	2N2268 4.89	2N4104 0.18
AA186 0.17	ASZ74 2.88	BC229 0.16	BD188 0.23	BF390 0.41	MJE568 1.84	OC75 2.30	T1C272 1.38	1N4051 0.14	2N2269 4.89	2N4105 0.18
AA187 0.17	ASZ75 2.88	BC230 0.16	BD189 0.23	BF391 0.41	MJE569 1.84	OC76 2.30	T1C273 1.38	1N4052 0.14	2N2270 4.89	2N4106 0.18
AA188 0.17	ASZ76 2.88	BC231 0.16	BD190 0.23	BF392 0.41	MJE570 1.84	OC77 2.30	T1C274 1.38	1N4053 0.14	2N2271 4.89	2N4107 0.18
AA189 0.17	ASZ77 2.88	BC232 0.16	BD191 0.23	BF393 0.41	MJE571 1.84	OC78 2.30	T1C275 1.38	1N4054 0.14	2N2272 4.89	2N4108 0.18
AA190 0.17	ASZ78 2.88	BC233 0.16	BD192 0.23	BF394 0.41	MJE572 1.84	OC79 2.30	T1C276 1.38	1N4055 0.14	2N2273 4.89	2N4109 0.18
AA191 0.17	ASZ79 2.88	BC234 0.16	BD193 0.23	BF395 0.41	MJE573 1.84	OC80 2.30	T1C277 1.38	1N4056 0.14	2N2274 4.89	2N4110 0.18
AA192 0.17	ASZ80 2.88	BC235 0.16	BD194 0.23	BF396 0.41	MJE574 1.84	OC81 2.30	T1C278 1.38	1N4057 0.14	2N2275 4.89	2N4111 0.18
AA193 0.17	ASZ81 2.88	BC236 0.16	BD195 0.23	BF397 0.41	MJE575 1.84	OC82 2.30	T1C279 1.38	1N4058 0.14	2N2276 4.89	2N4112 0.18
AA194 0.17	ASZ82 2.88	BC237 0.16	BD196 0.23	BF398 0.41	MJE576 1.84	OC83 2.30	T1C280 1.38	1N4059 0.14	2N2277 4.89	2N4113 0.18
AA195 0.17	ASZ83 2.88	BC238 0.16	BD197 0.23	BF399 0.41	MJE577 1.84	OC84 2.30	T1C281 1.38	1N4060 0.14	2N2278 4.89	2N4114 0.18
AA196 0.17	ASZ84 2.88	BC239 0.16	BD198 0.23	BF400 0.41	MJE578 1.84					

Professional ASCII Keyboards

SCOOP ONLY
£29.95
+V.A.T.
BRITISH MADE

- 52 KEY 7 BIT ASCII CODED
- POSITIVE STROBE +5V 12V
- ASCII CHARACTERS
- PARALLEL OUTPUT WITH STROBE
- POWER LIGHT ON CONTROL



The 'CHERRY' Computer Keyboard

- CHIP BY GENERAL INSTRUMENT (G.I.)
- TTL OUTPUT
- SUPERBLY MADE
- SIZE 13 x 5.5 x 1.5 ins
- BLACK KEYS WITH WHITE LEGENDS

ESCAPE SHIFT RETURN & RESET KEYS
CONTROL REPEAT & BELL KEYS
Complete with DATA

Ideal for use with TANGERINE, TRITON, TUSCAN, APPLE and most computers. Ex-Stock from HENRY'S

This is definitely the BEST BUY FULLY GUARANTEED Supplied BRAND NEW in manufacturer's original packing. Just post remittance total £35.95 (incl. V.A.T. & Post)

The 'Apple' Power Supply

A PROFESSIONAL BUILT & TESTED, CASED & VENTILATED POWER UNIT WITH BUILT IN OVERLOAD & CUT-OUT PROTECTION CIRCUITS*

SUITABLE FOR USE WITH MOST COMPUTERS

Specifications:
Input voltage 210-250v
Supply voltages +5.0 +11.8 -12.0 -5.2
Power consumption 60 watts max (full load)
Full load power output +5v 2.5 amp -5v 250ma -12v 1.5 amp -12v 250ma
Size 10" x 3" x 2 1/2"
Weight 1 (Approx) 3 lbs

The Apple Power Supply is a high-voltage switching power supply. While most other power supplies use a large transformer with many windings to convert the input voltage into many lesser voltages and then rectify and regulate these lesser voltages, the Apple Power Supply first converts the AC line voltage into a DC voltage, and then uses this DC voltage to drive a high-frequency oscillator. The output of this oscillator is fed into a small transformer with many windings. The voltages on the secondary windings are then regulated.

PREVENTS DAMAGE & RETURNS UNIT TO NORMAL WORKING CONDITIONS

TANGERINE APPROVED CHIPS

- 2102 450 n/s £1.00
- 2114 300 n/s £1.75
- 4116 200 n/s £1.50
- 2732 450 n/s £7.50

DISCOUNTS (any one type): 10% for 4, 15% for 8, 20% for 16. Incl. V.A.T.


D.I.L. MINIATURE SWITCHES

Gold-plated contacts. Sealed base. Ideal for programming. 6-position at less than half manufacturer's price.


ON / OFF

Only 75p

Will fit into 14 Pin DIL Socket. Ten at 65p each. Per 100 55p each.



LIST PRICE £60
OUR PRICE £32.50
+VAT
Just post remittance £39.50 (includes V.A.T. post & packing) for delivery by return





'CHERRY' ADD-ON KEYPAD

A compact 12 button keypad suitable for use with Cherry keyboard to extend its functions plus four extra keys

Supplied brand new with data A 3 x 4 non-encoded single mode keyboard

£7.50 incl. V.A.T.

COMPERKIV DIVISION
404 Edgware Road, London, W2, England
Telephone 01-402 6822
Telex 262284 Mono Transcons 1400

MIXERS, FADERS, VU METER DRIVERS AND MORE - ALL NEW FROM ILP!

Just some of the 28 new amazingly compact modules from ILP Electronics, Britain's leader in electronics modules — you'll find more new products in the amps and pre-amps advertisements.

All ILP modules are compatible with each other — you can combine them to create almost any audio system. Together they form the most exciting and versatile modular assembly system for constructors of all ages and experience.

Every item from ILP carries a 5 year no quibble guarantee and includes full connection data. So send your order on the Freepost coupon below today!

Model No.	Module	What it does	Current required	Price inc. VAT	Price ex. VAT
HY 7	Mono mixer	Mixes eight signals into one	10 mA	£5.92	£5.15
HY 8	Stereo mixer	Two channels, each mixing five signals into one	10 mA	£7.19	£6.25
HY 11	Mono mixer	Mixes five signals into one — with base/treble controls	10 mA	£8.11	£7.50
HY 68	Stereo mixer	Two channels, each mixing ten signals into one	20 mA	£9.14	£7.95
HY 74	Stereo mixer	Two channels, each mixing five signals into one — with treble and bass controls	20 mA	£13.17	£11.45

AND OTHER EXCITING NEW MODULES

Model No.	Module	What it does	Current required	Price inc. VAT	Price ex. VAT
HY 13	Mono VU meter	Programmable gain/LED overload driver	10 mA	£6.84	£5.95
HY 67*	Stereo headphone driver	Will drive stereo headphones in the 4 ohm-2K ohm range.	80 mA	£14.20	£12.35
HY 72	Voice operated stereo fader	Provides depth/delay effects	20 mA	£15.07	£13.10
HY 73	Guitar pre-amp	Handles two guitars (bass and lead) and mic with separate volume/bass/treble and mix	20 mA	£14.09	£12.25
HY 76	Stereo switch matrix	Provides two channels, each switching one of four signals into one	20 mA	To be announced	
HY 77	Stereo VU meter driver	Programmable gain/LED overload driver	20 mA	£10.64	£9.25

For easy mounting we recommend:
B 66 mounting board for modules HY6 -HY13 £0.90 inc. VAT (0.78 ex. VAT.)
B 66 mounting board for modules HY66-HY77 £1.12 inc. VAT (0.99 ex. VAT.)
*All modules are encapsulated and include clip-on edge connectors. All operate from ±15V minimum to ±30V maximum, needing dropper resistors for higher voltages. HY67 can be used only with the PSU 30 power supply unit. Modules HY6 to HY13 measure 45 x 20 x 40mm. HY66 to HY77 measure 90 x 20 x 40mm.

FP 480 BRIDGING UNIT FOR DOUBLING POWER
Designed specially by ILP for use with any two power amplifiers of the same type to double the power output obtained and will function with any ILP power supply. In totally sealed case, size 45 x 50 x 20mm with edge connector. It thus becomes possible to obtain 480 watts rms (single channel) into 8Ω. Contributory distortion less than 0.005%. Price: £5.51 inc. VAT. (Ex. VAT £4.79.)

How to order Freepost:
Use this coupon, or a separate sheet of paper, to order these products, or any products from other ILP Electronics advertisements. No stamp is needed if you address to Freepost. Cheques and postal orders must be crossed and payable to ILP Electronics Ltd. Cash must be registered. C.O.D. — add £1 to total order value. Access and Barclaycard welcome. All UK orders sent post free within 7 days of receipt of order.

Please send me the following ILP modules

Total purchase price _____

I enclose Cheque Postal Orders Int. Money Order

Please debit my Access/Barclaycard No. _____


Name _____

Address _____

Signature _____

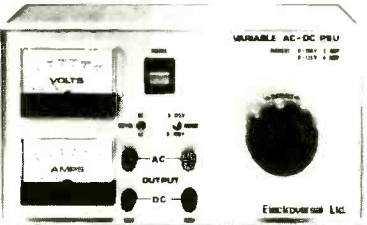
WWS/1

Post to: ILP Electronics Ltd, Freepost 2, Graham Bell House, Roper Close, Canterbury CT2 7EP, Kent, England
Telephone (0227) 54778 Technical (0227) 64723 Telex 965780



STAY AHEAD. STAY WITH US

UNIVERSAL BENCH POWER SUPPLY



Output is fused and mains isolated.

2 ranges:
0-125v @ 4amps
0-250v @ 2amps
AC or DC
Continuously variable.

£198.00
Exc. carriage and VAT.

Electrovernal Ltd. 32 Portland Road, Luton, Bedfordshire LU4 8AX
Telephone: Luton (0582) 54309

WW — 069 FOR FURTHER DETAILS

P.C.B.s THE FOTO WAY

WHY wait weeks for manufacturers? WHEN you can make professional printed circuit-boards yourself!

IT'S SO SIMPLE WITH THE PATH P.C.B. FOTOSYSTEM METHOD.

- Make master pattern of P.C.B. layout on clear drafting film
- Take FOTO sensitised board (pre-coated or make your own using FOTOSpray). Place master pattern upon board
- Expose to UV or daylight
- Place exposed board into developer.
- Wash
- Etch in ferric chloride
- Remove resist with wire wool or use FOTO stripper

You now have your perfect P.C.B. ready for use. Your master pattern may be used again and again for extra copies.

Materials from stock you can rely on

- Pack of Drafting Transfers (5 sheets asstd) £1.98
- Drafting sheet for master pattern £0.20
- Developer crystals or £0.35
- Developer liquid concentrate £2.20
- Ferric Chloride 250g (1/2lb.) £0.80
- Ferric Chloride 1/2kg (1lb.) pack £1.50
- FOTO Stripper Concentrate £3.41
- FOTOSpray light sensitive lacquer in aerosol form enough to cover 1 to 1 1/2 sq. metres £2.30
- Polypropylene Dishes for etchants and developers £1.30

FOTOboard
1.6mm 1oz. copper Fibreglass, Pre-sensitised board.

	Single sided	Double sided
100mm x 160mm (Euro Card)	£1.55	£1.70
203mm x 114mm (8in x 4 1/2in)	£1.72	£2.12
203mm x 228mm (8in x 9in)	£3.60	
467mm x 305mm (18in x 12in)	£9.00	

Plain Copper Laminate

1mm SS	1mm DS	1.6mm SS	1.6mm DS	2.4mm SS	2.4mm DS
152mm x 152mm (6in x 6in)	£0.80	£0.85	£0.90	£1.27	£1.35
152mm x 305mm (6in x 12in)	£1.40	£1.50	£1.48	£1.51	£2.43
305mm x 305mm (12in x 12in)	£2.50	£2.72	£2.70	£2.75	£4.58

POST & PACKING Please add 80p per order Plus V.A.T. at 15% to total Prompt despatch assured

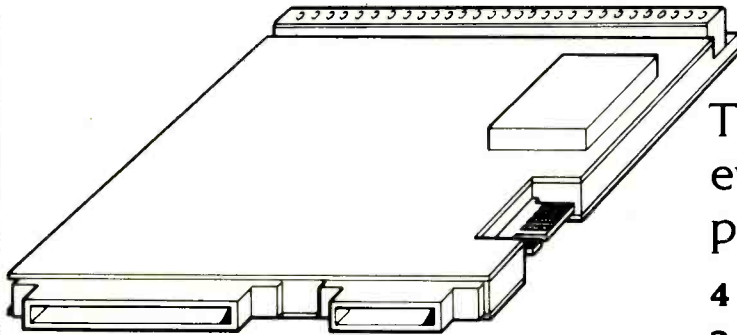
UV Boxes, Tubes and P.C.B. associated products available. Ask for brochure

PATH ELECTRONIC SERVICES 369 Alum Rock Road, Birmingham, B8 3DR - Tel: 021-327 2339

Wholesale - Retail - Suppliers of Electronic Components and Accessories Open weekdays, 10 till 6 Sat. 9.30 till 5

WW — 051 FOR FURTHER DETAILS

NEW LOW COST 12 BIT ANALOGUE I/O & DIGITAL I/O FOR "PET" USER PORT



AT LAST

The "PET" user interface that everyone can afford that provides:—

**4 x 12 BIT ANALOGUE I/P: 4 x TTL I/P
2 x 12 BIT ANALOGUE O/P: 4 x RELAYS**

By using the "PET"'s own 6502 Microprocessor, we are able to offer an unheard of ratio of performance vs value for money. Price includes operating program in EPROM which greatly simplifies its use.

£195

CALL CIL FOR DETAILS

Coming soon, a suite of applications programs in EPROM to include waveform generation, data acquisition etc..



**CIL MICROSYSTEMS LTD
DECOY ROAD
WORTHING
W. SUSSEX
(0903) 210474
Telex 87515**

WW - 086 FOR FURTHER DETAILS

THE W.W. DISK OFFER

We have obtained a limited stock of European single sided mini floppy drives so please get orders in soon

Circle the enquiry number for data
Total U.K. price including VAT at 15% and carriage, CWO

ONLY £155 EACH INCLUSIVE

(Drive £132, P and P £2.78, VAT £20.22)

Please make cheques and P.O.s payable to

W.W. Disk Offer and send to:

W.W. DISK OFFER

49 Milford Hill

Batford

Herts

Please call **0582-429122** to check on availability before ordering

Allow 21 days for delivery. This offer applies to U.K. only and is subject to availability. For non U.K. orders send SAE for quotation

Also a few double sided 8" drives of the same manufacture. Check for availability, c.w.o. price: £395 + £5 carriage + VAT giving a total of c.w.o. price of £460 each

WW - 082 FOR FURTHER DETAILS

SMC COMPACT RANGE



UK TYPE APPROVED

SMC1015L1 Single channel highband 10W mobile£250
SMC1015L1/B Single channel highband 10W base£330
CTCSS Encoder/decoder boards.....£40
2 Section 3 dbd base colinear aerials£40

ALL AVAILABLE EX-STOCK - PRICES + VAT

This highly compact mobile transceiver comes complete with a mobile mounting cradle and switchable noise cancelling microphone to complete the installation.

The latest addition to our PMR range is the SMC317L6 3 watt, 6 channel handheld transceiver, prices and availability will be announced shortly.

For further details on these products please contact us by letter or telephone.



**SOUTH MIDLANDS
COMMUNICATIONS
LIMITED**



Osborne Road, Totton, Southampton SO4 4DN, England
Tel: TOTTON (0703) 867333 - Telex: 477351 SMCOMM G

WW - 083 FOR FURTHER DETAILS

<p>D.I.L. MINIATURE ON-OFF SWITCHES Gold-plated contacts. Sealed base. Ideal for programming. 6-position at less than half manufacturer's price.</p> <p>ONLY 75p</p> <p>Will fit into 14-pin dill socket. Ten at 65p ea; per 100 55p ea.</p>	<p>HONEYWELL PROXIMITY DETECTOR integral amplifier, 8v D.C. £3.50 ea.</p> <p>PHOTO CONDUCTIVE CELL £1.25. High-power CdS cell, 600mW, for control circuits. Resistance 800 ohm to 4K. Max. volts 240. Size 1/2 x 1/2in.</p> <p>RIBBON MICROPHONE with pre-amp on chassis. £1.75.</p>	<p>MULLARD MODULES LP1171 IF Strip AM, FM Front end Pair £5.75 Complete with Data LP1186 LP1157 varicap Med. & Long Tuner £2.50</p> <p>CRYSTALS COLOUR TV 4 433619 mc/s £1.25 Miniature type sealed</p>	<p>ULTRA SONIC TRANSDUCERS 40KCS. Complete on 18in. Screened cable. £1.75 each; pairs £2.95.</p> <p>ULTRA SONIC TRANSMITTER Complete unit (uncased requires 15V), £3.25.</p> <p>FOSTER DYNAMIC MICROPHONES 200 ohm impedance. Moving coil. Complete on chassis. £1.75 pair</p>
<p>U.H.F. MODULATORS Latest type, adjustable, ideal for computers. with data circuit. Size 3x2 1/2 x 1 inch. Only £3.50 In screened case</p>	<p>LM380 Amplifier.....£5p LM318N Hi-Slew Op. Amp. £1.50 LM323K, 5v 3-amp. reg. £3.80 LM310N Volt. Follower Amp. £1.20 LM311H High Perf. Volt. Comparator £1.00 LM384N, 5-watt Amp £1.20 LM393N Dual Com.....60p 7605 Reg.75p</p>	<p>MINIATURE HIGH-QUALITY FANS "Whisper Model" by Roton. Low-power consumption (less than 10 watts). Silent running. 115v. (two in series for 230v.) 50/60Hz. Size 4 1/2 x 4 1/2 x 1 1/2in. ONLY £6.50 EACH incl. V.A.T.</p> <p>BRAND NEW 50% less than manufacturer's price</p>	<p>CHIPS 2102 450 n/s.....£1.00 2114 308 n/s.....£1.75 4116 208 n/s.....£1.50 2732 458 n/s.....£7.50</p>
<p>MINIATURE EDGE INDICATOR METER With illuminated dial scale 0-10. F.S.D. 100 microamp. Size 1 1/2 x 1/2 x 1/2 deep. Only £1.65.</p>	<p>MONSANTO Half-inch +1 Display High Intensity £1 each set of 4 £3.50 Common anode 14 Pin Dill Package</p>	<p>STEREO CASSETTE TAPE HEADS. Quality replacement for most recorders with mounting plate. Record/Replay £2.80</p> <p>MARRIOTT TAPE HEADS Quarter track. Type XRPS18 Record/Replay (each).....£2.00 XRPS36 Record/Replay (each).....£3.00 XES11 Erase (each).....£1.00</p>	<p>EX-MOTOROLA 5 + 5-WATT CAR STEREO AMPLIFIERS Complete and tested units. Medium and Long Wave. Supplied as two built units (5 x 2 x 2in.) with circuit and data. Only £5 pair. Includes pre-amp.</p>
<p>BRIDGE RECTIFIER 800 PIV 35 amps 1 1/2 x 1 1/2 x 1/2in. £3.50</p>	<p>RECHARGEABLE BATTERIES VARTA 3.6 volts DEAC. M/AH 225.....£1.50 DRYFIT 6-volt, 4.5 amp. £7.50</p>	<p>"CHERRY" ADD-ON KEYPAD A compact 12-button keypad suitable for use with Cherry Keyboard to extend its functions plus four extra keys. Supplied brand new with data. A 3 x 4 non-encoded single mode keyboard</p> <p>5082-7650 HIGH EFFICIENCY AND VERY BRIGHT Only £1.00 each Set of 6 for £5 Half-inch red common cathode with replace OL707, 14-pin Dill.</p>	<p>RELAY (General-purpose Type). 4 1/2-6v. single-pole changeover. 200 ohms (open type), 1 x 1 x 1 inch. 60p.</p> <p>MINIATURE M.P.C. POTENTIOMETERS Model M2 High-quality, 5% tolerance. 2-watt. with lin. spindles. All values. 47 ohms-47k only 50p each per 100. 50p each per 100, 40p each.</p>

QUANTITY DISCOUNTS on ALL items (unless stated), 15% per 10, 20% per 50, 25% per 100. All items **BRAND NEW** (unless otherwise stated).
DELIVERY from stock - Add post 35p per order.

Henry's EXPORT enquiries invited
TELEX 262284 Transonics Mono 1400
01-723 1008/9
404 EDGWARE ROAD, LONDON W2 1ED

Carbon Film Resistors (Send for lists of values available)
1/4w 5% **£2** per 1,000
Carriage & VAT extra

Cable Sleeves and Markers from **£1.52** per 1,000
Crimp Terminals from **£1.44** per 100
Audible Warning Devices, Buzztone, Bleepone, Banshee, Bedlam, etc., from **£1.14** each.
Self-adhesive pcb guides from **£5.04** per 100.

QUICK ACTING & ANTI SURGE CARTRIDGE FUSES

From **£3.15** per 100 : 100 supplied at 1,000 off price

NOVAPRODUCTS Golden Green, Tonbridge Kent TN11 0LH
Member Crystalate Group Hadlow (0732) 851345
WW - 077 FOR FURTHER DETAILS

cavern micro modules
Designed for Z80 based systems, these modules are suitable for Microcomputer expansion and the development of Micro systems.
The modules are based on a 55-way bus, this being a compromise between flexibility and economy. Terminations are wire-wrap pins which can also be soldered or plugged into sockets.

80-006 16K x 8 bit dynamic RAM (supplied without 4116 chips)	£12.00
80-013 16K x 8 bit dynamic RAM	£20.00
80-020 RAM driver	£9.60
80-037 RAM driver (with MUX and CAS) V.A.T. extra	£10.80
80-044 16K x 8 bit EPROM	£TBA
80-051 Parallel Printer Interface	£TBA
80-068 RS232 Interface	£TBA
80-075 Z80 Processor	£TBA

Good quantity discounts available. Dealer enquiries welcome. Please send for data sheets.

CAVERN ELECTRONICS
94 Stratford Road, Wolverton, Milton Keynes MK 12 5LU
Telephone: Milton Keynes (0908) 314925
WW - 050 FOR FURTHER DETAILS

ILP POWER SUPPLIES - MOST WITH ILP TOROIDAL TRANSFORMERS

Space-saving efficient ILP power supplies are designed to give you flexibility in planning audio assemblies. Nine of the eleven models have toroidal transformers manufactured on new cost-efficient high technology machines in our own factory. So we keep the quality up, and the price down.

ILP power supplies are compatible with all other ILP modules - combine them to produce almost any audio system. All carry the ILP 5 year no quibble guarantee and include full connection data.

So send your order on the Freepost coupon below today!



POWER SUPPLY UNITS

Model No	For use with	Price inc. VAT	Price ex VAT
PSU 30	±15V combinations of HY6/66 series to a maximum of 100 mA or one HY67	£5 18	£4 50
The following will also drive the HY6/66 series except HY67 which requires the PSU 30			
PSU 36	1 or 2 HY 30	£9 32	£8 10
PSU 50	1 or 2 HY 60	£12 58	£10 94
PSU 60	1 x HY 120/HY 120P/HD 120/HD 120P	£15 00	£13 04
PSU 65	1 x MOS 120/1 x MOS 120P	£15 32	£13 32
PSU 70	1 or 2 HY 120/HY 120P/HD 120/HD 120P	£18 31	£15 92
PSU 75	1 or 2 MOS 120/MOS 120P	£18 63	£16 20
PSU 90	1 x HY 200/HY 200P/HD 200/HD 200P	£18 63	£16 20
PSU 95	1 x MOS 200/MOS 200P	£18 77	£16 32
PSU 180	2 x HY 200/HY 200P/HD 200/HD 200P or 1 x HY 400/1 x HY 400P/HD 400/HD 400P	£24 54	£21 34
PSU 185	1 or 2 MOS 200/MOS 200P/1 x MOS 400 1 x MOS 400P.	£24 68	£21 46

All models incorporate ILP toroidal transformers except PSU 30 and PSU 36 which include our own laminated transformers.

How to order Freepost:
Use this coupon, or a separate sheet of paper, to order these modules, or any products from other ILP Electronics advertisements. No stamp is needed if you address to Freepost. Cheques and postal orders must be crossed and payable to ILP Electronics Ltd, cash must be registered. C. O. D. - add £1 to total order value. Access and Barclaycard welcome. All UK orders sent post free within 7 days of receipt of order.

Please send me the following ILP modules

Total purchase price

I enclose Cheque Postal Orders Int. Money Order

Please debit my Access/Barclaycard No.

Name _____

Address _____

Signature _____

WW6/1

Post to: ILP Electronics Ltd, Freepost 2, Graham Bell House, Roper Close, Canterbury, CT1 7EP, Kent, England.
Telephone: (0227) 54778 Technical: (0227) 64723 Telex: 965780

ILP ELECTRONICS LTD

STAY AHEAD. STAY WITH US

WW - 011 FOR FURTHER DETAILS

Principles of Transistor Circuits 6th Edition

New Edition

S W Amos

Retired Head of Technical Publications Section, Engineering Training Department, British Broadcasting Corporation

While advancing technology presents complex electronic equipment in highly integrated and miniature form, a thorough understanding of the fundamental principles of transistor circuitry is as necessary today as it was in the days when every item of equipment was formed from discrete components. There is such a multitude of sophisticated transistor devices now available that a clear and comprehensive account of their applications is very much needed by potential circuit designers. This book now fully revised, updated and extended, provides such an account and its value to the student is underlined by its adoption by many technical colleges and universities as a standard course book. Home constructors, too, will find it of immense value.

1981 352 pages Hardcover £12.50 Softcover £6.95

Order today from your bookseller, or by writing directly to

Butterworths Borough Green, Sevenoaks, Kent TN15 8PH

USABLE NEAT INSTRUCTIONAL QUALITY AIDS for RESEARCH & DEVELOPMENT BELIEVABLY BETTER BOARDS

DEVELOPING MICROSYSTEMS? STOP!

Until you've found out about UNIQARD from **WESSEX MICROCOMPUTERS**

NEW RANGE OF SUPERIOR DEVELOPMENT P.C.B.s with the following features:

- 1) FIBREGLOSS (made to B.S.9000)
- 2) DRILLED not punched
- 3) TINNED not plain copper
- 4) BUS connected area
- 5) Take DIN 41612 connectors PLUS DIL headers
- 6) Option of PLATED THROUGH HOLES (d/sided boards)
- 7) Option of GOLD-PLATED EDGE FINGERS (8in. x 8in. BOARDS)
- 8) Prices from £3.75 non-PTH, £9.95 PTH (100mm x ~ 160mm)

Double-sided types (specify PTH or NON-PTH): EURO1S, EURO2S (100mm x 160mm), EURO1D (233.4mm x 160mm), NG1 (8in x 8in.), Nascom/Gemini and DIN 41612 compatible.

Single-sided BACKPLANE/MOTHERBOARD/EXTENDER CARDS

EUROBP (100mm x 19.2in.) £10.25 All intermediate sizes avail.
EUROBP1 (100mm x 160mm) £3.75

APPLICATION NOTES 50p (prices exclude V.A.T.). P. & P. 30p.

UNIQRATE

A NEW low-cost PCB packaging system which is readily configured for most board standards such as SINGLE & DOUBLE EUROCARDS, S100, APPLE, NASCOM

★ ★ SOFTWARE ★ ★
(CP/M and Z80 relocatable code)

488SIM

THE interactive IEEE 488 simulator

488SIM is a first-rate Instructional Development tool for ANYONE concerned with the IEEE 488 bus! (£160 inc. manual). The 488SIM MANUAL is a reference work in its own right and can be purchased separately for £20 (cost allowable against purchase of software).

WESSEX MICROCOMPUTERS

Northdown, Corton Denham, Sherborne, Dorset DT9 4LT
Phone (0963) 22402/32248

Technomatic Ltd., Henry's Radio Ltd., Watford Electronics

WW - 081 FOR FURTHER DETAILS

PM COMPONENTS LTD VALVE & COMPONENTS SPECIALISTS

INTEGRATED CIRCUITS		INTEGRATED CIRCUITS		INTEGRATED CIRCUITS	
AN103 1.80	ML922 3.29	SN76620N 0.95	TBA510Q 1.65	TDA1054 0.90	
AN124 2.50	ML928 1.65	SN76650N 0.95	TBA520 1.10	TDA1170 1.95	
AN214Q 2.50	MSM5807 6.75	SN76660N 0.80	TBA520Q 1.10	TDA1170S 1.95	
AN240P 2.80	PLL02A 6.75	SN76666N 0.70	TBA530Q 1.10	TDA1190 2.15	
AN7150 2.95	SAA1020 8.95	STK503 3.50	TBA540 1.25	TDA1270Q 3.95	
BA521 3.35	SAA1021 7.50	SW153 2.74	TBA540Q 1.35	TDA1327 1.70	
GRM1300 1.50	SAA1024 4.50	TA7063P 0.80	TBA550 1.45	TDA1327Q 1.70	
BRC1330 0.75	SAA1025 7.25	TA7073AP 1.80	TBA550Q 1.45	TDA1412 0.85	
BTT822 2.10	SAA5000A 3.05	TA7108P 1.00	TBA560 1.45	TOA2002 1.95	
BTT6218 1.95	SAA5010 6.35	TA7120P 1.85	TBA560CQ 1.45	TDA2020 2.45	
CA270CE 1.10	SAS560S 1.60	TA7130P 1.85	TBA570 1.00	TDA2030 2.80	
CA270CW 1.10	SAS570S 1.60	TA7171P 1.50	TBA570Q 1.00	TDA2030 2.80	
ET16016 1.75	SAS580 2.85	TA7172P 1.85	TBA641-B1 3.00	TDA2140 3.75	
ETTR6016 1.75	SAS590 2.85	TA7176AP 2.50	TBA651 1.75	TDA2522 1.95	
HA1151P 2.50	SAS660 1.85	TA7204P 2.15	TBA673 2.45	TDA2523 1.95	
HA1366W 2.95	SAS670 1.85	TA7205AP 1.95	TBA700Q 1.80	TDA2530 1.54	
LA3350 2.50	SL490 1.96	TA7205AP 1.95	TBA720A 2.45	TDA2532 1.95	
LA4031P 2.70	SL901B 4.35	TA7222AP 1.80	TBA720AQ 2.45	TDA2540 2.15	
LA4032P 2.50	SL917B 6.25	TA7370P 1.80	TBA750 1.85	TDA2541 2.15	
LA4400 4.15	SL918A 6.00	TAA310A 2.15	TBA810AS 1.35	TDA2560 2.15	
LC7120 3.50	SL1310 1.80	TAA320A 2.00	TBA810S 1.35	TDA2581 1.15	
LC7130 3.50	SL1327 1.10	TAA370A 2.50	TBA820 1.45	TDA2590 2.95	
LC7131 3.50	SL1327Q 1.10	TAA470 3.50	TBA890 2.50	TDA2591 2.95	
MS1513L 2.30	SL1431 1.37	TAA550 0.25	TBA920 1.65	TDA2599 2.95	
MS1515L 2.95	SN7660 0.95	TAA630S 3.15	TBA920Q 1.65	TDA2600 2.95	
NB312 2.00	SL76544 2.05	TAA661B 1.20	TBA950/2X 3.50	TDA2611A 1.95	
MC1307P 1.00	SN16948N 1.00	TAA661B 1.20	TBA990 1.49	TDA2640 2.60	
MC1327 0.95	SN16861AN 1.00	TAA700 1.70	TBA990Q 1.49	TDA2650 2.15	
MC1330P 0.76	SN76003N 1.65	TBA120A 0.70	TBA1441 2.15	TDA2653 2.15	
MC1349P 1.20	SN76013N 1.65	TBA120A 0.70	TCA270 1.10	TDA2659 2.15	
MC1350P 0.76	SN76033N 1.65	TBA120B 0.70	TCA270S 1.10	TDA2690 1.95	
MC1351P 1.50	SN76110N 0.85	TBA120S 0.70	TCA270SQ 1.10	TDA2690 1.95	
MC1352P 1.00	SN76115N 1.25	TBA120S 0.70	TCA640 2.50	TDA3950 2.50	
MC1495 3.00	SN76131N 1.55	TBA120U 1.00	TCA650 2.50	TDA3960 2.95	
MC1401B 0.32	SN76226N 1.55	TBA231 1.00	TCA800 2.15	UPC866H3 2.95	
ML231B 1.75	SN76227N 1.05	TBA395 1.50	TCA830S 1.40	UPC866H3 2.95	
ML232B 1.75	SN76532N 1.40	TBA396 0.75	TCA940 1.65	UPC1001H 2.50	
ML237B 1.95	SN76533N 1.30	TBA440N 2.95	TCEP100 1.95	UPC1025H 2.50	
ML238B 4.20	SN76544N 1.05	TBA480Q 1.25	TDA440 2.20	UPC1156H 2.95	
ML239B 2.10	SN76650N 1.30	TBA510 1.65	TDA1002 1.25	UPC1182H 2.95	
ML920 4.12	SN76570N 1.00		TDA1004A 2.20	UPC1350C 2.95	
			TDA1010 2.15	ZTK33B 0.37	

SEMICONDUCTORS		SEMICONDUCTORS		SEMICONDUCTORS	
AC126 0.22	BC157 0.10	BD135 0.30	BF257 0.28	MRF477 10.00	
AC127 0.20	BC158 0.10	BD136 0.30	BF258 0.25	MRF475 2.50	
AC128 0.20	BC159 0.09	BD137 0.28	BF259 0.26	R2008B 1.70	
AC129K 0.32	BC160 0.28	BD139 0.32	BF273 0.13	R2010B 1.70	
AC141K 0.34	BC161 0.28	BD140 0.30	BF336 0.34	R2322 0.58	
AC142K 0.30	BC170B 0.10	BD159 0.65	BF337 0.29	R2323 0.66	
AC176 0.22	BC170A 0.10	BD166 0.46	BF338 0.32	R2340 2.48	
AC176K 0.31	BC171A 0.10	BD170 0.30	BF340 0.28	RC416334 0.90	
AC187 0.25	BC171B 0.10	BD182 0.70	BF362 0.38	TIP29 0.40	
AC187K 0.28	BC172 0.09	BD201 0.83	BF363 0.31	TIP29C 0.42	
AC188 0.22	BC172B 0.10	BD202 0.65	BF371 0.20	TIP30C 0.43	
AC188K 0.37	BC172C 0.10	BD203 0.78	BF394 0.19	TIP31C 0.42	
AD142 0.80	BC173B 0.10	BD204 0.70	BF457 0.23	TIP32C 0.42	
AD143 0.82	BC174 0.09	BD222 0.46	BF458 0.23	TIP33B 0.75	
AD149 0.70	BC182 0.09	BD223 0.48	BF459 0.36	TIP41C 0.45	
AD161 0.39	BC182LB 0.10	BD225 0.46	BF595 0.23	TIP42C 0.47	
AD162 0.39	BC183 0.12	BD233 0.35	BF597 0.25	TIP47 0.65	
AD161/2 0.90	BC183L 0.09	BD234 0.35	BF599 0.23	TIP2955 0.84	
AF124 0.34	BC184B 0.09	BD236 0.45	BF641 0.28	TIP3055 0.66	
AF125 0.32	BC204 0.10	BD247 0.30	BF642 0.28	TIS91 0.20	
AF126 0.32	BC208B 0.13	BD238 0.33	BF692 0.85	2N2219 0.28	
AF127 0.32	BC212 0.09	BD410 0.55	BF693 0.23	2N2905 0.40	
AF139 0.42	BC212L 0.09	BD434 0.55	BF694 0.23	2N3054 0.59	
AF150 0.42	BC213 0.09	BD437 0.50	BF695 0.23	2N3055 0.52	
AF239 0.09	BC231 0.09	BD440 0.55	BF696 0.30	2N3102 0.12	
AU106 2.06	BC237 0.09	BD443 0.55	BF697 0.23	2N3103 0.12	
AU107 1.75	BC238 0.09	BD444 0.55	BF698 0.23	2N3104 0.12	
AU110 2.00	BC251a 0.12	BD445 0.55	BF699 0.23	2N3105 0.12	
AU113 1.48	BC252A 0.15	BD446 0.55	BF700 0.23	2N3106 0.12	
BC107 0.10	BC258A 0.39	BD447 0.55	BF701 0.23	2N3107 0.12	
BC107A 0.10	BC300 0.30	BD448 0.55	BF702 0.23	2N3108 0.12	
BC107B 0.10	BC301 0.30	BD449 0.55	BF703 0.23	2N3109 0.12	
BC108 0.10	BC302 0.26	BD450 0.55	BF704 0.23	2N3110 0.12	
BC108A 0.10	BC307 0.09	BD451 0.55	BF705 0.23	2N3111 0.12	
BC108B 0.10	BC327 0.10	BD452 0.55	BF706 0.23	2N3112 0.12	
BC108C 0.10	BC328 0.10	BD453 0.55	BF707 0.23	2N3113 0.12	
BC109 0.10	BC338 0.09	BD454 0.55	BF708 0.23	2N3114 0.12	
BC109B 0.10	BC461 0.30	BD455 0.55	BF709 0.23	2N3115 0.12	
BC114 0.11	BC478 0.20	BD456 0.55	BF710 0.23	2N3116 0.12	
BC116A 0.12	BC547 0.10	BD457 0.55	BF711 0.23	2N3117 0.12	
BC117 0.19	BC548 0.10	BD458 0.55	BF712 0.23	2N3118 0.12	
BC119 0.24	BC549A 0.08	BD459 0.55	BF713 0.23	2N3119 0.12	
BC125 0.12	BC550 0.07	BD460 0.55	BF714 0.23	2N3120 0.12	
BC140 0.31	BC557 0.07	BD461 0.55	BF715 0.23	2N3121 0.12	
BC141 0.25	BC557B 0.07	BD462 0.55	BF716 0.23	2N3122 0.12	
BC142 0.21	BC558 0.07	BD463 0.55	BF717 0.23	2N3123 0.12	
BC143 0.24	BD115 0.30	BD464 0.55	BF718 0.23	2N3124 0.12	
BC145 0.16	BD116 0.52	BD465 0.55	BF719 0.23	2N3125 0.12	
BC148 0.09	BD131 0.32	BD466 0.55	BF720 0.23	2N3126 0.12	
BC148B 0.09	BD132 0.35	BD467 0.55	BF721 0.23	2N3127 0.12	
BC149 0.09	BD133 0.40	BD468 0.55	BF722 0.23	2N3128 0.12	

DIODES		DIODES		DIODES	
AA119 0.08	BY126 0.10	BYX36-150R 0.60	IN4001 0.04	IN5405 0.13	
BA102 0.17	BY127 0.11	BYX38-600R 0.20	IN4002 0.04	IN5406 0.13	
BA115 0.13	BY133 0.15	BYX55-600 0.60	IN4003 0.04	IN5407 0.16	
BA145 0.16	BY176 1.20	BYX71-600 0.60	IN4004 0.05	IN5408 0.16	
BA148 0.17	BY206 0.14	OA47 0.09	IN4005 0.05	ITT44 0.04	
BA154 0.06	BY208 800 0.33	OA90 0.05	IN4006 0.05	ITT827 0.48	
BA155 0.13	BY210 800 0.33	OA91 0.06	IN4007 0.06	ITT921 0.09	
BA156 0.15	BY223 0.90	OA92 0.06	IN4148 0.02	ITT923 0.15	
BAX13 0.04	BY298-400 0.22	OA202 0.10	IN4448 0.10	ITT929 0.09	
BAX16 0.06	BY299 800 0.22	IN60 0.06	IN5401 0.12	ITT2002 0.11	
BB105B 0.30	BYX10 0.20	IN69 0.04	IN5402 0.14		
			IN5403 0.12		
			IN5404 0.12		

WIREWOUND RESISTORS		BASES ETC.		ZENER DIODES	
4 Watt	PREFERRED VALUES	B7G 0.15	BZ61 0.15	6V2 7V5 8V2 9V1 10V 11V 12V 13V 15V 16V 18V 20V 22V 24V 27V 30V 33V 36V 39V 47V	
	4R7-1K8 0.13	B8G 0.30	BZ88 0.07	2V7 3V 3V3 3V6 3V9 4V3 4V7 5V1 5V6 6V2 6V8 7V5 8V2 9V1 10V 11V 12V 13V 15V 18V 24V 27V	
	2K2-6K8 0.16	B9A 0.15			
	10K 0.22	B10B 0.16			
7 Watt	R47-4K7 0.14	B11B 0.50			
	5K6-12K 0.15	B12B 0.10			
	15K-22K 0.18	B13B 0.10			
11 Watt	1R-10K 0.18	B14B 0.10			
	15K 0.21	B15B 0.10			
17 Watt	1R-10K 0.24	B16B 0.10			
	15K-22K 0.25	B17B 0.10			
		B18B 0.10			

PHONE 0474 813225 3 LINES

P. M. COMPONENTS LTD SELECTRON HOUSE, WROTHAM ROAD MEOPHAM GREEN, MEOPHAM, KENT

TELEX 965966 WEST ST G



A SELECTION FROM OUR STOCK OF BRANDED VALVES

Large table listing various electronic components and valves with their respective part numbers and prices. Includes categories like K188 Gold, PENA4, ST11, Z66, 6AB8, 6F21, 11E2, 80, 140, etc.

WE HAVE NOW MOVED TO LARGER PREMISES CALLERS WELCOME ENTRANCE ON A227 BY THE "LITTLE BLUE HOUSE" 50 YDS SOUTH OF MEOPHAM GREEN CAR PARKING AVAILABLE HOURS: MON.-FRI. 9.00-5.30. SATURDAY 9.30-12.00 24 HOUR ANSWERPHONE SERVICE ACCESS AND BARCLAYCARD ORDERS WELCOME MANY OTHER ITEMS AVAILABLE UK ORDERS P&P 50p PLEASE ADD V.A.T. AT 15% EXPORT ORDERS WELCOME. CARRIAGE/POST AT COST

In the beginning...



Practical Computing

looks at DNA, the building block which is the basis of all living organisms and shows how its ability to copy itself can be emulated on a computer.

Also in this issue:

- Technical appraisal of the BBC microcomputer on which the forthcoming TV series is based.
- Review of the VIC 20 home computer.
- How a Pet computer is being used to control an audio-visual slide display.

Together with our regular advice columns for users of Pet, Apple, Tandy and Sinclair ZX 80/81 computers and a Buyers Guide covering UK suppliers of microcomputers.

With paid sales of well over 60,000 Practical Computing is now in greater demand than ever before. So why not make sure of your copy and place a regular order with your newsagent?

Out December 16. Still only 80p. At all leading newsagents.

Practical Computing is published by IPC Business Press.

SOUND INVESTMENT



QUALITY REEL TO REEL & CASSETTE TAPE HEADS

FITTING A NEW TAPE HEAD CAN TRANSFORM THE PERFORMANCE OF YOUR TAPE RECORDER. OUR FULL CATALOGUE (PRICE 50p) ALSO INCLUDES TAPE TRANSPORTS, DISC DRIVES, PRE-AMPLIFIERS AND ACCESSORIES

POPULAR UNIVERSAL CASSETTE HEADS TO EIAJ STANDARDS

C21RPS18 MONO R/P	£4.62	Hole Centres 17mm Apart, 12mm From Head Face
B24-02 STEREO R/P	£7.66	C42RPH20 STEREO R/P SENDUST FOR CHROME/METAL TAPES... £10.67
B24-07 STEREO R/P FOR DOLBY SYSTEMS	£9.05	C42RPH04 STEREO R/P GLASS FERRITE THE ULTIMATE LONG LIFE, HIGH PERFORMANCE HEAD £13.34
C21ES18 MONO/STEREO ERASE HEAD	£2.13	

POST AND PACKING 40p EX STOCK DELIVERIES, ALL PRICES INCLUDE V.A.T.

The Monolith Electronics Co. Ltd.,
5/7 Church Street, Crewkerne,
Somerset TA18 7HR
Tel: 0460 74321.
Telex: 46306 MONLTH G.

MONOLITH
electronic products

WW - 095 FOR FURTHER DETAILS

FOR SALE

POINT OF SALE SYSTEM


Singer Friden Model 902A and 922A Point of Sale Terminals. Complete system of 30 terminals. Data Multiplexes and Data Recorders. All transactions are recorded for off line data processing. Complete system includes spare parts and documentation. Customised installation, programming and training provided if necessary. Assistance/advice on further stock control and accounting can also be provided.

VESCO ELECTRICAL LTD.

Tel: 0223 68990
Telex: 817672 VESCOL

WW - 089 FOR FURTHER DETAILS

Box Clever!



With 1,100 instrument cases in over 750 sizes, and some 250,000 case parts currently in stock, we certainly enable you to *box clever*. A practical solution to every electronic packaging requirement, without the problem of high tooling costs, that's our aim at West Hyde. By being able to supply an 'off the shelf' enclosure for just about any electronic or electrical instrument, we can certainly make sure when it comes to enclosing your particular product, we can help you to *box clever*! For more information send for our catalogue, price £1.00 inc. P&P.

WEST HYDE

West Hyde Developments Ltd., Unit 9,
Park Street Industrial Estate, Aylesbury, Bucks. HP20 1ET.
Telephone: Aylesbury (0296) 20441. Telex: 83570 W HYDE G.

WW - 097 FOR FURTHER DETAILS

RECHARGEABLE BATTERIES

PRIVATE & TRADE ENQUIRIES WELCOME

Full range available to replace 1.5 volt dry cells and 9 volt PP type batteries, SAE for lists and prices. £1.45 for booklet, "Nickel Cadmium Power," plus catalogue.

★ New sealed lead range now available ★

Write or call at:

SANDWELL PLANT LTD.
2 Union Drive, Boldmere
Sutton Coldfield, West Midlands, 021-354 9764

WW - 080 FOR FURTHER DETAILS

ZX81 OWNERS

ACCESS TO THE OUTSIDE WORLD

Using our programmable input/output controller based on the Z80A P10 you can use up to 16 programmable input/output lines, all T.T.L. compatible. Control of the port can be carried out from within programmes giving a whole new dimension of uses for your ZX81 computer. The port can be used with or without the 16K RAM Pack & Printer.

Available in kit form or assembled, and comes complete with instructions, a pack of software notes and circuit ideas. **£10.99** in kit form, **£12.99** assembled (add 50p post and packing and 15% V.A.T.).

Snap-on analogue card and relay board available shortly. Send s.a.e. for details.




THURNALL (ELECTRONIC) ENG. DEPT. W
95 LIVERPOOL ROAD, CADISHEAD, MANCHESTER, M30 5BG
TEL: 061-775 4461 (24-hr.)



WW - 013 FOR FURTHER DETAILS

EPROM PROGRAMMER



NMOS, CMOS 10 COPY SOCKETS

MODELS:

S20 for copying
S30 for copying and Editing

- Displays contents of EPROMS, instruction codes and failure details.
- Protects EPROMS.
- Self tests automatically.
- Simple operation for semi skilled personnel.
- Copies from master EPROM or RAM.
- Verifies master/copies. RAM/master, RAM/copies.
- Serial or parallel interface.

ELAN DIGITAL SYSTEMS LTD.

16-20 KELVIN WAY, CRAWLEY, SUSSEX. RH10 2TS.
TEL. CRAWLEY (0293) 510448

WW - 102 FOR FURTHER DETAILS

MARKETING Ltd.

Bullet

LOUDSPEAKER COMPONENTS

N-4500 FILTER KIT

A 12 dB/octave, 3 component, high pass filter kit especially designed for the K-3050 Super Tweeter. 50 Watts, 8 Ohms, -3 dB point at 4,500 Hertz. Comes complete with full connection instructions.

T-8065 TERMINAL PANEL

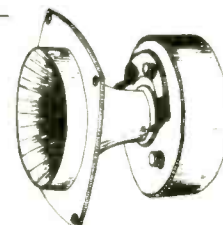
The two recessed, colour coded, terminals will allow easy connection of any loudspeaker cable by simply inserting the stripped cable ends into the spring loaded terminals.



D.S.N. Marketing is a newly established subsidiary company, part of a group of companies centred around one of the U.K. market leaders in electro-acoustic equipment, established for over 50 years. We make use of the extensive research facilities on our premises, which include a large anechoic chamber and B & K measuring equipment, to ensure the highest quality of our products.

K-3050 SUPER TWEETER

This is a highly efficient horn loaded mid and high frequency tweeter with a large magnet system, a mylar diaphragm and a cast aluminium horn. Power rating with a 12 dB/octave filter at 5,000 Hertz is 15 Watts (sine wave), 50 Watts (programme), impedance 8 Ohms, frequency response 2,000-20,000 Hertz, S.P.L. 100 dB (1W @ 1m), dimensions 78 x 78mm front, 69mm depth.



AT-SERIES L-PAD CONTROLS

A range of constant impedance loudspeaker level controls. By employing a twin-track wire wound power potentiometer in an L-circuit configuration a constant impedance of 8 Ohms within ± 25% is achieved over the whole attenuation range of 0 to -40 dB. The 'H' models are standard potentiometers with a 10mm long M9 threaded shaft. The 'S' models come complete with a recessed Indication panel and control knob.

- AT-40H/S - 15 Watts (- dB), 10 Watts (-6 dB), 6 Watts (-12 dB)
- AT-50H/S - 30 Watts (-2 dB), 25 Watts (-6 dB), 15 Watts (-12 dB)
- AT-60H - 50 Watts (-2 dB), 35 Watts (-6 dB), 25 Watts (-12 dB)

Use one AT-40H/S for each K-3050, or one AT-60H for four K-3050. For heavy duty applications, use one AT-50H/S for each K-3050 Super Tweeter.

To order: send this coupon together with cheque/postal order, payable to D.S.N. Marketing Ltd, or give Access/Visa card number. Access/Visa card holders also can phone their orders through for extra fast service. All prices include VAT @ 15%, subject to availability. Please supply the following:

quantity	product	unit price	total price
	K-3050 Super Tweeter	5 00	
	N-4500 Filter Kit	2 20	
	T-8065 Terminal Panel	1 00	
	AT-40H L-Pad Control	1 10	
	AT-40S L-Pad Control	2 45	
	AT-50H L-Pad Control	2 55	
	AT-50S L-Pad Control	3 40	
	AT-60H L-Pad Control	4 15	
	Tick for further details	UK P&P	2 00
		TOTAL	

NAME _____
Address _____
Signature _____
Access/Visa Number _____

D.S.N. MARKETING LTD, Westmorland Road, London NW9 9RJ
Telephone: 01-204 7246. Telex: 895 4243.
Trade, Wholesale, O.E.M. & Export enquiries welcome.



VISA

WW1B2

WW - 074 FOR FURTHER DETAILS

G.T. ELECTRONICS (ACTON) LTD.

Registered in England 11 79820
 267 & 270 ACTON LANE, LONDON W4 5DG. Telephone: 01-747 1555
 Telex 291429 01-994 6275

9.30 a.m.-6 p.m.
 MON.-SAT.
 CONTINUOUS

ALUMINIUM BOXES:

AB7 5.25x2.50x1.50in. (133x63.5x38.1mm)	£0.96
AB8 4x4x1.50in (101.6x101.6x38.1mm)	£0.96
AB9 4x2.25x1.50in. (101.6x57.2x38.1mm)	£0.96
AB10 4x5.25x1.50in. (101.6x133.4x38.1mm)	£1.12
AB11 4x2.50x2in. (101.6x63.5x50.8mm)	£0.96
AB12 3x2x1in. (76.2x50.8x25.4mm)	£0.70
AB13 5x4x2in. (127.0x101.6x50.8mm)	£1.30
AB14 7x5x2in. (177.8x127.0x50.8mm)	£1.64
AB15 8x6x3in. (203.2x152.4x76.2mm)	£1.98
AB16 10x7x3in. (254.0x177.8x76.2mm)	£2.70
AB17 10x4.50x3in. (254.0x114.3x76.2mm)	£2.28
AB18 12x5x3in. (304.8x127.0x76.2mm)	£2.52
AB19 12x8x3in. (304.8x203.2x76.2mm)	£3.04

BLACK PLASTIC BOXES

75x50x25mm	65p
80x60x40mm	82p
90x70x40mm	99p
115x75x30mm	99p
110x90x45mm	£1.18
170x100x50mm	£1.65
200x120x80mm	£3.55

BLUE REXINE COVERED ALUMINIUM BOXES

RB1 6x4.50x2.50in. (152.4x114.3x53.50mm)	£1.96
RB2 8x5x3in. (203.2x127.0x76.2mm)	£2.52
RB3 9x5x3.50in. (228.6x127.0x88.9mm)	£2.72
RB4 11x8x4in. (279.4x152.4x101.5mm)	£3.14
RB5 11x7.50x4.50in. (279.4x190.5x114.3mm)	£3.98

RELAYS

CONTINENTAL

By Omron, Verley, Siemens etc. 2 PCO.....**85p ea.**
 4PCO.....**100p. Bases 20p**

SUBMIN POWER, 5A contacts, small physical size. 4PCO
100p, bases 25p

POWER RELAYS. Plug in octal and 11-Pin 2 and 3 PCO types with 7½ Amp contact ratings. By Schrack, B&R Omron, etc.
Only 2.00p ea.

ZETTER LOW PROFILE (Type AZ5 and 6)
 Just in, a large quantity of 'flat pack' relays in standard, heavy duty and latching types. We can offer these at a fraction of list price in many coil voltages and contact arrangements. Full data supplied on request. Send SAE or ring for list.

DIL Relays
 Form A.....**Only 1.00p ea.**

SWITCHES

Special offers include:

ILLUMINATED
 Licon 01-800 push fit 2PCO switches. Separate bulb contacts (T¼ flange) 5A rated contacts, lenses included. Latching or momentary action.....**Only 1.50p**

MATCHING INDICATORS.....**60p ea.**
 Attention: Licon stocks rapidly diminishing - BUY NOW and SAVE.

ROCKER
 Illuminated mains rocker switches, 16A contacts
 DPST. Red, push fit, 26x30mm standard type.....**75p**
 SPST. Amber, push fit, 14x30mm standard type.....**30p**

ROTARY
 1P12W, 2P6W, 3P4W Lortin type.....**50p ea.**
 2P11W Elma gold plated adjustable. High quality.....**£1 ea.**

MICRO
 V3 roller, arm or standard.....**40p ea.**
 V4 roller, arm or standard.....**50p ea.**

DIL
 4xDPDT; 5xDPDT, gold contacts, by ERG & CTS, only.....**80p**

Industrial type 2 Pole 12A/600VAC.....**£1.50**
 8 Pole 10A/380VAC.....**3.00**
 10 Pole 12A/600VAC.....**3.00**

CABLE

Our cable stock must be seen to be believed, so it is impossible to list it all. **ELECTRICIANS**... buy our 2.5mm² for only **£6/100** and 1.5mm² only **£5/100**. **VIDEO CABLE.** UR75 75Ω Coax Mil spec. only **£20/100**. **BELDEN CABLE.** Hook up wire in 24, 20 and 18 AWG. Super prices. **MAINS CABLE** in 0.5mm², 0.75mm², 1mm², 1.5mm². **T.V. DOWNLOAD,** excellent rates for 100m. **MULTICOES** of all types. **RIBBON CABLE.** We've got it. Why not see for yourself.

SEMICONDUCTORS

We of course carry a full range of transistors, diodes, CMOS, TTL, Linears, Triacs, Thyristors and other devices but lack space to print long boring lists. Suffice to say we will beat most of our competitors on price, availability and quality of product.

The following are available in enormous quantity, generous trade discounts are offered:

BC184L - BUY69C - BFR87 - ZTX342(npn) - ZTX542(pnp)
 BY208. Our price **2.00p** - 2N3373. Our price **1.80p**

74LS Series TTL

The following numbers are held in quantity. Maximum savings.
 LS01... 02... 10... 11... 30... 73... 75... 76... 138... 175...
 .192... .193... .221... .251... 273... 290... 293

Standard TTL
 7401... 02... 04... 05... 15... 20... 25... 75... 86... 123...
 452.

Heatsinks
 Redpoint TV4 (for TO-220 package).....**15p ea. discount on qty.**
 TO5 tpe (50°C/W).....**8p ea. discount on qty.**

CONNECTORS

RF CONNECTORS

BNC Plug (50R or 75R).....	50p
BNC Line socket.....	50p
BNC Chassis socket	
Flange.....	45p
SHF.....	45p
PL259 Plug.....	40p
Reducer.....	14p
SO239 Flange Chassis socket	
.....	40p
PL258 Double socket.....	50p
PL259 to BNC (male) adaptor	
.....	1.20p

PET100 plugs.....	50p
PET100 Chassis socket.....	50p
N-Type Plugs (Amphenol)....	75p
N-Type Chassis sockets (SHF Amphenol).....	75p

MULTIWAY CONNECTORS
 We carry good stocks of new and bargain priced used D-Series rectangular connectors from 9 to 50 way.

Example:
 New D15 socket.....**60p**
 New D9 plug.....**60p**

AUDIO CONNECTORS

We stock all types of jack, phone and DIN plugs too numerous to list, phone for details. In professional types we have:
 CBC Type ring locking multiway connectors fashioned in heavy duty nickel plated steel with cable clamp. In 2, 3, 4, 5 and 6 way
Only £1.00 per pr.

Switchcraft XLR Series, the professionals choice:	
A34M 3 pin free plug.....	1.20p
A3F 3 pin free skt.....	1.32p
D3M 3 pin chassis plug.....	1.10p
D3F 3 pin chassis skt.....	1.60p

FUSES: 20mm QB **7p.** AS **10p.** ¼ inch QB **7p.** A/S **12p.** ⅝ inch **6p** each.
HOLDERS: 20mm P/M **35p.** Chassis mounting **10p.** ¼ inch Panel mounting **40p.** C/M **10p.** ⅝ inch P/M **25p.**

MAINS FILTERS: Computer grade but ideal for HiFi, etc. 8 or 15 Amp.....**£4 ea.**

SLOW MOTORS: Mains or 115V operation, great for timing purposes or discos.....**£1.50 ea.**

NEON BULBS: We have very large quantities in stock.

QI BULBS: 50W 12V projector type, to clear.....**50p ea.**

LOCTITE: Penetrating adhesive. It really sticks. 50ML for only.....**£3**

DIGITAL MULTIMETERS: Superb value, copy of professional model. Full ranges and specs.....**OUR PRICE £40**

TMK500 METERS: Tough dependable Multimeter 20K/V sens. Full ranges in V, A & R.....**OUR PRICE £24**

CAR SPEAKERS: 3 way 20 watt shelf mounting. 4" Bass driver, 2½" Midrange, 1" Tweeter. Internal passive crossover. Great sound **£32/pr.** PLUS 4" driver **BALL SPEAKERS,** real 20W output, crisp, clean sound, a genuine bargain at.....**£12 pr.**

SOLDER: 60/40 18SWG, 500gm **£6.50.** 250gm **£3.50.**
IRONS: Antex X25 **£4.50.** Antex C15 **£4.50.** 12V 25W Irons **£6.**

This advertisement is mainly of our excess stockholding. We also have excellent stocks of semiconductors, hardware, cables, etc, etc. For further details send for our lists and retail price catalogue, phone or visit our shop. All prices are exclusive of VAT (and P&P). Minimum Mail Order £5 + P&P + VAT. Government departments, schools, colleges, trade and export welcome.

G.T. ELECTRONICS (ACTON) LTD.

Registered in England 1179820

267 & 270 ACTON LANE, LONDON W4 5DG. Telephone: 01-747 1555
Telex 291429 01-994 62759.30 a.m.-6 p.m.
MON.-SAT.
CONTINUOUS

STABILISED POWER SUPPLIES

FARNELL A15: 210/240V 1P. Dual Op. 12-17v per rail at 100mA. Remote sensing, current limit protection. (164x130x38mm), with manual. £12.

FARNELL 7/3SC: 120/240V 1P. Adjustable current limit. Remote sensing. (188x96x93mm.) Two versions available: 15V at 2A or 30V at 1A. £15 ea.

COUTANT OA2: Op. amp, psu, 120/240V IP. Dual Op. 12-15v at 100mA. (138x80x45mm.) £12 ea. or 2 for £22.

BRANDENBURG Photomultiplier PSU. 19in. rack mounting. Metered, current limit protection.

374 300V-1KV at 5mA 376 660V-1K6V at 10mA
375 500V-1K5V at 6mA. All models £40.

PIONEER MAGNETICS POWER SUPPLIES ... 5V 150 amp, output input 115 vac. (Switchmode) Price £120 each.

Various other makes of power supplies in stock. Please send for lists. S.A.E. please.

D TO A CONVERTERS

15MHz, 8 BIT

By Micro Consultants Ltd. 50Ω cable drive op. Linearity 0.25%, max. 0.125% typ. Settling time: 2V step 70nS typ. 2MV step 50nS colour television transmission standard. Diff. gain 0.5% diff. phase shift 0.5° types rad 802 and MC2208/8. Unused. Ex-maker's pack.

SPECIAL OFFER PRICE: £20

NEW IN STOCK

A range of high quality transformers SPECIALLY WOUND for us. By buying direct we can offer these superb SPLIT PRIMARY & SECONDARY transformers at highly competitive prices.

6VA	0-12, 0-12		0-12V, 0-12V	3.80
	0-15, 0-15	2.20	0-15V, 0-15V	
12VA	0-4V5, 0-4V5		0-20V, 0-20V	
	0-6V, 0-6V		50VA 0-6V, 0-6V	
	0-9V, 0-9V		0-9V, 0-9V	
	0-12V, 0-12V	2.99	0-12V, 0-12V	4.75
	0-15V, 0-15V		0-15V, 0-15V	
	0-20V, 0-20V		0-20V, 0-20V	
20VA	0-4V5, 0-4V5		120VA 0-30V, 0-30V	
	0-6V, 0-6V		0-40V, 0-40V	8.90
	0-9V, 0-9V			

CASED AUTO TRANSFORMERS

240V Cable input. American outlet socket.

Rating.....	Price	750VA.....	£23.50
300VA.....	£13.00	1000VA.....	£27.00
500VA.....	£18.00	1500VA	£36.00

Other Transformers

1.2VA. 6-0-6, 9-0-9, 12-0-12	all 1.14	12VA	
1.5VA		0-12, 0-12	2.96p
12V	80p	18VA	
15V	1.00p	9-0-9	2.64p
2.4VA		24VA	
12-0-12	1.48p	12-0-12	3.36p
24V(pcb)	1.00p	12V	4.84p
4VA		30VA	
5-0-5	1.25	15-0-15	3.62p
6VA		36VA	
24V	1.50	9-0-9	4.70p
		50VA	
		0-2-4-6-8-10	6.00p

VERO PRODUCTS

Veroboard 0.1 Copper		Apple proto boards	4.00p
2 1/2x3 3/4	70p	Veroboxes - 2 tone grey/white plastic boxes	
2 1/2x5	80p	4x2x1	1.99p
3 3/4x3 3/4	80p	4x2x1 1/2	2.22p
3 3/4x5	90p	4 1/2x2 1/2x1 1/2	2.51p
2 1/2x17	2.40p	7 1/2x4 1/4x2 1/2	3.75p
3 3/4x17	3.15p	7x4 1/2x2 1/4 (alinfrent)	3.51p
4.7x17	4.20p	Veroboxes ABS Black Plastic Boxes	
0.1 plain		4 1/2x3 1/4x1 1/2	78p
2 1/2x3 3/4	50p	7x4 1/2x2 1/4	1.42p
3 3/4x5	75p	Veropins 45p/100. Stand off	
V-Q Board	1.30p	45p/100. Track cutters	£1.18p.
DIP Board (113x156mm)...	3.26p		
RS DIP Board (100x160mm)			
	3.00p		

4 MILLION

I.T.T. ELECTROLYTICS NEW AND BOXED NOW IN STOCK

EN 1212 AXIAL EN 1235 RADIAL

The whole range available at unbeatable prices. Send for list.

5 million Disc Ceramics in stock. Ceramic plate. Multi-layer ceramic. Low voltage discs. Monolithics. Ceramics. High voltage discs. Subminiature plate, epoxy cased. Send for lists or please phone for details.

MULLARD: Series 106 Computer grade electrolytics 10,000μF at 16V. Brand new and boxed **39p ea.**
SPRAGUE: Series 36D Computer grade electrolytics 3,300 at 40V. Brand new and boxed **35p ea.**
SIEMENS: Procond Radial Polyester Film Capacitors. 10μF at 63V. Brand new **Only 40p**
Quantity available

RESISTORS - PRESETS - POTS

CARBON FILM: 1/4W from IRO to 12M **Only £1/100 or £5/1000**

METAL OXIDE: TR4, TR5, TR6, TR8 in E24 range, by Electrofil or Philips in 5%, 2%, 1%. Save £££ on manufacturer's prices.

WIREWOUND: We specialise in Welwyn Vitreous Enamelled W-series types in 2 1/2W to 12 Watt. Also a good selection of HSA type metal clad power resistors and TV dropper replacement sections.

HIGH STABILITY: 0.1% Tolerance Resistors for instrumentation purposes. By Filmet or Welwyn. 3K, 10K, 30K, 1M **Only 30p ea.**

PRESETS: Skeleton and enclosed, horizontal or vertical Piher quality presets. Range from 100P to 5M. Popular PT10 size **10p each** AND GREAT DISCOUNTS ON QUANTITY.

CERMET PRESETS. Top quality presets, good range stocked **Only 15p ea.**

MULTITURN PRESETS: 3/4" and 1 1/4" Bourns type **Only 50p each.** SPECIAL! 100K 15 turn 3/4". **Only 20p each.**

SWITCHED POTS. Push switch pots from AB. In 22K lin and 100K lin. Switch independent of pot action **30p ea.**

RESISTOR NETWORKS. Large range in DIL & SIL packages by Beckman & AB. Send SAE or phone for list.

WELWYN STRAIN GAUGE. (Precision Micro-Measurements). Romulus Michigan type MA-09-500B4-350. Our price **£1.25 ea.** List price £3.85. Large quantities available.

WE PURCHASE

Surplus component stocks, redundant materials, obsolete computers, for cash.

We also collect - distance no object. Just call:

C. T. Electronics (Acton) Ltd.

267 & 270 Acton Lane, London W4 5DG

Telephone 01-747 1555; 01-994 6275.

Telex 291429

This advertisement is mainly of our excess stockholding. We also have excellent stocks of semiconductors, hardware, cables, etc etc. For further details send for our lists and retail price catalogue, phone or visit our shop. All prices are exclusive of VAT (and P&P). Minimum Mail Order £5 - P&P - VAT. Government departments, schools, colleges, trade and export welcome.

TWO NEW MEMORY PRODUCTS FROM SEED

1) 128K BYTE DYNAMIC RAM

Card for Versabus Systems

Organised as 2 x 64K BYTE Blocks. SWITCHABLE to any 64K boundary, and any combination of supervisor Prog. or data and USER Prog. or data space. On board parity generator/checker.

£1403

2) 16K BYTE STATIC BYTEWIDE PROM/RAM CARD

Using the latest byte-wide technology this card allows any 2K space to contain static RAM or single rail 2716 EPROM. Two methods of paging are allowed, either software register or 6809 extended address for larger systems.



£245

seed

STRUMECH

PORTLAND HOUSE, COPPICE SIDE,
BROWNHILLS, WEST MIDLANDS.

TELEPHONE: BROWNHILLS 78151




WW - 090 FOR FURTHER DETAILS

LION TELETEXT PRESTEL ADAPTOR

why buy two separate adaptors when one will do?

★ PRESTEL



★ TELETEXT

Our adaptor has the plug-in Lion Teletext or Prestel and Teletext board which is used in our Television TXV 56 and our Ferguson Colourstar adaptor. Features include: full infra-red remote control, printer facility, full alphanumeric keyboard or microcomputer input, cassette recording output, autodial of Viewdata numbers, eight-page memory option, local editing facility and many other features.

Realistic Prices:

AXV03 £250

AXV04 £199 (Teletext only)

LION TV, 18 HARCOURT TERRACE
LONDON SW10. 01-373 5218

WW - 085 FOR FURTHER DETAILS

FROM A NEW COMPANY WITH NEW IDEAS

SOMETHING SPECIAL

BATTERIES
BOXES
BOARDS
CAPACITORS
RESISTORS
CONNECTORS
CABLES
COAX
FLAT RIBBON
POTS
SWITCHES
RELAYS
CMOS
TTL LS
TTL
MEMORIES
SUPPORT
CHIPS
LINEAR
OP. AMPS
COMPARATORS
A-D-D-A
OPTO
LEDS
DISPLAYS
LCDs
TRANSISTORS
THYRISTORS
TRIACS
DIODES
BRIDGES
METERS
ZENERS
SOLDERING
IRONS
IC SOCKETS

AIRWAVES ELECTRONICS INVITE YOU TO OPEN YOUR OWN PERSONAL ACCOUNT.

THERE COULDN'T BE AN EASIER WAY TO BUY COMPONENTS, ONCE YOU HAVE OPENED YOUR ACCOUNT. JUST PHONE OR WRITE YOUR ORDER THROUGH, STATING YOUR ACCOUNT NUMBER TOGETHER WITH YOUR OWN SECURITY CODE NUMBER AND GOODS WILL BE DESPATCHED SAME DAY AND YOUR ACCOUNT DEBITED WITH THE COSTS.

MAYBE YOU'RE THINKING - YOU'LL HAVE TO PAY OVER THE ODDS FOR THIS, BUT YOU WILL BE WRONG. ACCOUNT CUSTOMERS WILL RECEIVE OUR PRODUCT-PACKED CATALOGUE SHOWING V.A.T. INCLUSIVE PRICES, WHICH WE BELIEVE TO BE VERY COMPETITIVE. AFTER ALL YOU'RE THE BEST JUDGE AND WE DO OFFER SOMETHING SPECIAL.

IF YOU WOULD LIKE TO OPEN YOUR ACCOUNT, THEN PLEASE CONTACT US FOR APPLICATION DETAILS ENCLOSING JUST A STAMP TO COVER POSTAGE.

AND, OF COURSE, CALLERS ARE ALWAYS WELCOME AT OUR CAMBERLEY ADDRESS.

AIRWAVES ELECTRONICS

151 LONDON ROAD, CAMBERLEY, SURREY GU15 3JY
TELEPHONE: (0276) 62949

WW - 099 FOR FURTHER DETAILS

U.K. RETURN OF POST MAIL ORDER SERVICE, ALSO WORLDWIDE EXPORT SERVICE

BSR DE LUXE AUTOCHANGER £20

Plays 12", 10" or 7" records, Auto or Manual. A high quality unit backed by BSR reliability. Stereo Ceramic Cartridge. AC 200/250V. Size 13 1/2 x 11 1/4 in. 3 speeds. Above motor board 3 3/4 in. Below motor board 2 1/2 in. Post £2 Board £1 extra



HEAVY METAL PLINTHS Post £2

Cut out for most BSR or Garrard decks. Silver grey finish. Size 16x13 3/4 in.

£4

DECCA TEAK VENEERED PLINTH. Post £1.50

Superior finish with space and panel for small amplifier. Board is cut for B.S.R. 18 3/4 in. x 14 1/4 in. x 4 in. Black/silver facia trim. Also with boards cut out for Garrard only £3. Plastic cover £6

£5

TINTED PLASTIC COVERS Post £2

17 7/8 x 13 1/8 x 3 1/4 in.	£6	18 1/4 x 12 1/2 x 3 in.	£6
17 1/4 x 9 3/8 x 3 1/2 in.	£3	14 3/8 x 12 1/2 x 2 7/8 in.	£5
13 9/16 x 12 x 2 1/4 in.	£5	16 5/8 x 13 x 4 in.	£5
15 1/4 x 12 1/2 x 4 in.	£6	14 1/2 x 13 1/8 x 2 3/4 in.	£6
17 1/4 x 13 1/8 x 3 1/4 in.	£6	17 1/4 x 13 3/4 x 4 1/8 in.	£6
21 1/2 x 14 1/4 x 2 1/2 in.	£6	21 x 13 7/8 x 4 1/8 in.	£6
23 3/4 x 14 x 3 7/8 in.	£6	30 3/4 x 13 3/8 x 3 1/4 in.	£6

BSR SINGLE PLAYER DECKS

BSR P172 RIM DRIVE QUALITY DECK
Manual or automatic play. Precision ultra slim arm. Cueing device. Bargain price. With stereo ceramic cartridge. **BSR P207 BUDGET SINGLE PLAYER** ideal for disco or small two-speed Hi-Fi system with stereo cartridge and cueing device. **£15** Post £2 BSR ready cut mounting board. Only £1 extra.



GARRARD 6-200 SINGLE PLAYER DECK

Brushed Aluminium Arm with stereo ceramic and Diamond Stylus. 3 speeds. Manual and Auto Stop/Start. Large Metal Turntable. Cueing Device and Pause Control. **£20** Post £2 Ready cut mounting board £1 extra.

BATTERY ELIMINATOR MAINS TO 9 VOLT D.C.

Stabilised output, 9 volt 400 m.a. U.K. made in plastic case with screw terminals. Safety overload cut out. Size 5 x 3 1/4 x 2 1/2 in. Transformer Rectifier Unit. Suitable Radios, Cassettes, models, £4.50. Post 65p. **DELUXE SWITCHED MODEL STABILISED VOLTAGES** 3-6-7-9 volt 400ma DC max. Universal output plug and lead. Pilot light, mains switch, polarity switch, £7.50. Post 65p.

DRILL SPEED CONTROLLER/LIGHT DIMMER KIT. Easy to build kit. Controls up to 480 watts AC mains. £3. Post 65p. **DE LUXE MODEL READY-BUILT 800 watts.** Front plate fits standard box, £5.

ECHO CHAMBER £68. Post £2

Good quality unit with endless play tape cartridge. Stationary tape heads ensure good reproduction and echo variance is achieved by changing tape speed. Input imp: 50k and 600 ohms. Power: 240 volts A.C.



RELAYS. 12V DC £1.25. 6V DC 95p. 18V £1.25. **BLANK ALUMINIUM CHASSIS.** 6x4 - £1.45; 8x6 - £1.80; 10x7 - £2.30; 12x8 - £2.60; 14x9 - £3.00; 16x6 - £2.90; 16x10 - £3.20. All 2 1/2 in. deep. 18 swg

ANGLE ALI. 6x3 1/4 x 3 1/4 in. 18 swg. 25p. **ALUMINIUM PANELS.** 18swg. 6x4-45p; 8x6-75p; 14x3-75p; 10x7-95p; 12x8-£1.10; 12x5-75p; 16x6-£1.10; 14x9-£1.45; 12x12-£1.50; 16x10-£1.75.

PLASTIC AND ALI BOXES IN STOCK. MANY SIZES

ALUMINIUM BOXES. 4x4x1 1/2 £1. 4x2 1/2 x 2 £1. 3x2x1 £1. 6x4x2 £1.70. 7x5x3 £2.40. 8x6x3 £2.50. 10x7x3 £3. 12x5x3 £2.75. 12x8x3 £3.60. All with lids.

BRIDGE RECTIFIER 200V PIV 2a £1. 4a £1.50. 8a £2.50.

TOGGLE SWITCHES SP 30p. DPST 40p. DPDT 50p.

RESISTORS. 10Ω to 10M. 1/4W, 1/2W, 1W, 1p, 2W 10p.

HIGH STABILITY. 1/2w 2% 10 ohms to 1 meg. 8p.

Ditto 5%. Preferred values, 10 ohms to 10 meg. 3p.

WIRE-WOUND RESISTORS 5 watt, 10 watt, 15 watt 20p

PICK-UP CARTRIDGES SONATONE 9TA £2.50. 9TAC £3.80

BSR Stereo Ceramic SC7 Medium Output £2. SC12 £3.

PHILIPS PLUG-IN HEAD. Stereo Ceramic. AU1020 (G306 - GP310 - GP233 - AG3306 - AG3310) £2.

LOCKTITE SEALING KIT DECCA 118. Complete £1.

ANTEX SOLDERING IRON 240V 15W. 3mm bit £4.75.

JACK PLUGS Mono Plastic 25p; Metal 30p.

JACK PLUGS Stereo Plastic 30p; Metal 35p.

JACK SOCKETS Mono Open 20p; Closed 25p.

JACK SOCKETS Stereo Open 25p; Closed 30p.

FREE SOCKETS - Cable end 30p. Metal 45p.

2.5mm and 3.5mm JACK SOCKETS 20p. Plugs 20p.

DIN TYPE CONNECTORS

Sockets 3-pin, 5-pin 10p. Free Sockets 3-pin, 5-pin 25p.

Plugs 3-pin 20p; 5-pin 25p.

PHONO PLUGS and SOCKETS ea 15p.

Free Socket for cable end 20p. Screened Phono Plugs 25p.

U.H.F. COAXIAL CABLE SUPER LOW LOSS. 25p yd.

COAX PLUGS 20p. COAX SOCKETS 20p.

NEON PANEL INDICATORS 25V 30p.

ILLUMINATED ROCKER SWITCH. Single pole. Red 65p.

POTENTIOMETERS Carbon Track

5kΩ to 2MΩ. LOG or LIN. L/S 50p. DP 90p. Stereo L/S £1.10. DP £1.30. Edge Pot 5K. SP 45p.



MINI-MULTI TESTER

Deluxe pocket size precision moving coil instrument. Impedance + Capacity - 2000 o.p.v. Battery included. 11 instant ranges measure: DC volts 10, 50, 250, 1000. AC volts 10, 50, 250, 1000. DC amps 0-100mA. Continuity and resistance to 1 meg ohms in two ranges.

De-Luxe Range Doubler Model. 50,000 o.p.v. £18.50. 7 x 5 x 2 in. Post £1

NEW PANEL METERS £6

50µa 100µa, 500µa, 1ma, 5ma, 50ma, 100ma, 25 volt, 50 volt, VU Meter. 500ma, 1 amp, 2 amp Facia 2 3/8 x 1 3/4 x 1 1/2 in. Post 65p



RCS SOUND TO LIGHT CONTROL KIT

Kit of parts to build a 3 channel sound to light unit. 1,000 watts per channel. Suitable for home or disco. Easy to build. Full instructions supplied. Post 95p Cabinet £4.50 extra. Will operate from 200MV to 100 watt signal.

£15

200 Watt Rear Reflecting White Light Bulbs. Ideal for Disco Lights, Edison Screw. 6 for £4, or 12 for £7.50. Post 65p.

RCS "MINOR" 10 watt AMPLIFIER KIT £14

This kit is suitable for record players, guitars, tape playback, electronic instruments or small PA systems. Two versions available: Mono, £14; Stereo, £20. Post £1. Specification 10W per channel; input 100mV; size 9 1/2 x 3 x 2 in. approx. SAE details. Full instructions supplied. AC mains powered. Input can be modified to suit guitar.

RCS STEREO PRE-AMP KIT. All parts to build this pre-amp. Inputs for high, medium or low imp per channel, with volume control and PC Board Can be ganged to make multi-way stereo mixers

£2.95

MAINS TRANSFORMERS

200-0-250V 70mA, 6.5V, 2A	£4.50	Post £2
200-0-250V 80mA, 6.3V 3.5A, 6.3V 1A	£5.00	Post £2
350-0-350V 250mA, 6.3V 6A CT	£12.00	Post £2
300-0-300V 120mA, 2x6.3V 2A C.T.; 5V 2A	£10.00	Post £2
220V 45mA, 6.3V 2A	£2.50	Post £1
STEP DOWN 115V to 240V 150W £9. 250W £10. 400W £11. 500W £12. £2.		

GENERAL PURPOSE LOW VOLTAGE

Tapped outputs available		
2 amp. 3, 4, 5, 6, 8, 9, 10, 12, 15, 18, 25 and 30V		£6.00 £2
1 amp. 6, 8, 10, 12, 16, 18, 20, 24, 30, 36, 40, 48, 60		£6.00 £2
2 amp. 6, 8, 10, 12, 16, 18, 20, 24, 30, 36, 40, 48, 60		£9.50 £2
3 amp. 6, 8, 10, 12, 16, 18, 20, 24, 30, 36, 40, 48, 60		£12.50 £2
5 amp. 6, 8, 10, 12, 16, 18, 20, 24, 30, 36, 40, 48, 60		£16.00 £2
5-8-10-16V. 1/2 amp.	£2.50	80p
6V. 1/2 amp.	£2.00	£1
6-0-6V. 1/2 amp.	£3.50	£1
9V. 3 amp	£1.50	80p
9-0-9V. 50ma	£3.50	£1
10-0-10V. 2 amps	£3.00	£1
10-30-40V. 2 amps	£3.50	£1
12V. 100ma	£1.50	80p
12V. 750 ma	£2.00	80p
12V 3 amps	£3.50	£1
12-0-12V. 2 amps	£3.50	£1
15-0-15V. 2 amps	£3.50	£1
17-0-17V. 2 amps	£4.50	£2
18V 6A Twice	£11.00	£2
20V 1 amp	£3.00	£1
20-0-20V 1 amp	£3.50	£1
20-40-60V 1 amp	£4.00	£2
25-0-25V 2 amps	£4.50	£1
28V 1 amp Twice	£5.00	£2
30V 1/2 amp	£3.50	£1
30V 5 amp and		
17-0-17 2a	£4.50	£2
35V 2 amps	£4.00	£1

CHARGER TRANS

6-12 volt 3a	£4.00	Post £2
6-12 volt 4a	£5.50	Post £2

RECTIFIERS

6-12 volt 2a	£1.10	+80p
6-12 volt 4a	£2.00	+80p

OPUS COMPACT SPEAKERS

FLUTED WOOD FRONTS TEAK VENEERED CABINET 11 x 8 1/2 x 7 in. 15 watts 50 to 14,000 cps. 4 ohm or 8 ohm

£20 pair Post £2



LOW VOLTAGE ELECTROLYTICS

1mf, 2mf, 4mf, 8mf, 10mf, 16mf, 25mf, 30mf, 50mf, 100mf, 250mf. All 15 volts. 22mf/6v/10v; 25mf/6v/10v; 47mf/10v; 50mf/6v; 6.8mf/6v; 6.8mf/6v/10v/16v/25v; 100mf/10v; 150mf/6v/10v; 200mf/10v/16v; 220mf/4v/10v/16v; 330mf/4v/10v; 500mf/6v; 680mf/6v/10v/16v; 1000mf/2.5v/4v/10v; 1500mf/6v/10v/16v; 2200mf/6v/10v; 3300mf/6v; 4700mf/4v. ALL 10p. 500mf 12V 15p; 25V 20p; 50V 30p. 1000mf 12V 20p; 25V 35p; 50V 50p; 100V 70p. 2000mf 6V 25p; 25V 42p; 40V 60p; 1200mf 76V 80p. 2500mf 50V 70p; 3000mf 50V 65p; 2000mf 100V £1.20. 4500mf 64V £2. 4700mf 63V £1.20. 2700mf 76V £1.

HIGH VOLTAGE ELECTROLYTICS

8/450V 45p 8+8/450V 75p 32+32+16/350V 90p 8/800V £1.20 8+16/450V 75p 100+100/275V 65p 16/350V 45p 20+20/450V 75p 150+200/275V 70p 32/500V 75p 32+32/350V 50p 220/450V 95p 32/350V 50p 32+32/500V £1.80 32+32+32/325V 75p 50/500V £1.20 50+50/300V 50p 50+50+50/350V 95p

VALVE OUTPUT Transformers (small) 90p.

TRIMMERS 10pF, 30pF, 50pF, 5p, 100pF, 150pF, 15p. CAPACITORS Various 10pF to 100,000pF 5p. PAPER 350V-0.1 7p; 0.5 13p; 1mf 150V 20p; 2mf 150V 20p; 500V-0.001 to 0.05 12p; 0.1 15p; 0.25 25p; 0.47 35p. MICRO SWITCH SINGLE POLE CHANGE OVER 30p. SUB-MIN MICRO SWITCH, 30p. Single pole changeover. TWIN GANG, 120pF 50p. GEARED TWIN GANGS 25pF 95p. 365pF £1. GEARED 365+365+25+25pF £1. TRANSISTOR TWIN GANG. Japanese Replacement 50p.

HEATING ELEMENTS, WAFER THIN

Size 11 x 9 x 1/8 in. Operating voltage 240V, 250V approx. Suitable for Heating Pads, Food Warmers, Convectur Heaters, Propagation, etc. Must be clamped between two sheets of metal, etc. ONLY 60p EACH (FOUR FOR £2) ALL POST PAID.

NEW **baker** Star sound

high power full range quality loudspeakers produced to give exceptional reproduction. Ideal for Hi-Fi, music P.A. or discotheques. These loudspeakers are recommended where high power handling is required with quality results. The high flux ceramic magnet ensures clear response.



MODEL	INCHES	OHMS	WATTS	TYPE	PRICE	POST
MAJOR	12	4-8-16	30	HI-FI	£14	£2
DELUXE MK II	12	8	15	HI-FI	£14	£2
SUPERB	12	8-16	30	HI-FI	£24	£2
AUDITORIUM	12	8-16	45	HI-FI	£24	£2
AUDITORIUM	15	8-16	80	HI-FI	£34	£2
GROUP 45	12	4-8-16	45	PA	£14	£2
GROUP 75	12	4-8-16	75	PA	£22	£2
GROUP 100	12	8-16	100	PA	£24	£2
GROUP 150	15	8-16	100	PA	£32	£2
DISCO 100	12	8-16	100	DISCO	£24	£2
DISCO 150	15	8-16	100	DISCO	£32	£2



BAKER 150 WATT MIXER/POWER AMPLIFIER £89 Post £2 SLAVE VERSION £75

For Organs, Discotheque, Vocal, Public Address. Three loudspeaker outlets for 4, 8 or 16 ohms. Four high gain inputs, each 20 mv, 50K ohm. Individual volume controls "Four channel" mixing. 150 watts into 8 ohms R.M.S. Music Power. Distortion less than 1%. Slave output 500 M.V. 25K.ohm. Frequency Response 25 Hz - 20kHz ± 3dB. Integral Hi-Fi preamp separate Bass & Treble Control. Made in England. 12 months' guarantee. 200/250V A.C. mains or 120V to order. All transistor and solid state devices. 100 Volt Line £15 extra.

BAKERS NEW PA150 MICROPHONE PA AMPLIFIER £129. Post £3

4 channel 8 inputs, dual impedance, 50K-500 ohm 4 channel mixing, volume, treble, bass. Presence controls, Master volume control, echo/send/return socket. Slave input/output sockets.

BAKER 50 WATT AMPLIFIER

£69 Post £2 Ideal for Halls/PA systems, Discos and Groups. Two inputs. Mixer, Volume Controls, Master Bass, Treble and Gain.



RCS offers MOBILE PA AMPLIFIERS. Outputs 4-18-16 ohms

20-watt RMS 12V DC, AC 240v, 3 inputs. 50K £45 (PP £2). 40-watt RMS 12V DC, AC 240v, 4 inputs. 50K £75 (PP £2). Mic 1; Mic 2; Phono; aux. outputs 4 or 8 or 16 and 100v line 60-watt RMS, Mobile 24 volt DC & 240-volt AC mains, inputs 50K. 3 mics + 1 music. Outputs 4-8-16 ohm + 100 volts line £95 (PP £2).

FAMOUS LOUDSPEAKERS "SPECIAL PRICES"

MAKE	MODEL	SIZE	WATTS	OHMS	PRICE	POST
SEAS	TWEETER	4in	50	8	£9.50	£1
GOODMANS	TWEETER	3 1/2 in	25	8	£4.00	£1
AUDAX	TWEETER	4in	30	8	£6.50	£1
GOODMANS	HIFAX	7 1/2 x 4 1/2	100	4/8/16	£22	£2
SEAS	MID-RANGE	4in	50	8	£7.50	£1
SEAS	MID-RANGE	5in	80	8	£12.00	£1
SEAS	MID-RANGE	4 1/2 in	100	8	£12.50	£1
AUDAX	WOOFER	8in	40	8	£14.00	£2
CELESTION	DISCO	10in	20	8/16	£11.50	£2
CELESTION						

ANDIS COMPONENTS

DEVICE	PRICE	DEVICE	PRICE	DEVICE	PRICE
2650 FAMILY					
2650A	10.00	8080A	3.50	Z80 SIO-1	17.50
2651	10.90	8085A	8.00	Z80 SIO-2	17.50
2652	18.35	8155	8.75	Z80 SIO-9	11.50
2653	9.00	8156	8.75	Z80A SIO-0	23.50
2661-1	12.00	8212	1.95	Z80A SIO-1	23.50
6100 FAMILY					
6100	9.25	8216	1.80	Z80A SIO-2	23.50
6101	6.40	8224	2.25	Z80A SIO-9	15.50
6102	17.75	8226	1.80	9900 FAMILY	
6103	6.75	8228	5.50	9900	32.50
6402	3.80	8238	5.50	9980A	20.00
6403	6.50	8251	3.85	9981	29.30
6800 FAMILY					
6800	3.70	8253	9.00	9901	9.94
6802	5.75	8255A	3.55	9902	8.52
6808	4.45	8257	7.95	9903	25.55
6810	2.17	8279	10.50	9911	28.46
6821	2.52	TMS5501	15.00	9914	19.29
6840	5.50	Z80 FAMILY		9927	27.39
6850	2.00	Z80 CPU	4.10	MEMORIES	
6852	2.47	Z80A CPU	6.25	2101	1.65
6854	4.60	Z80 CTC	4.40	2102	1.15
68047	5.64	Z80A CTC	5.25	2111	1.25
68488	5.43	Z80 PIO	4.25	2112	1.65
74LS SERIES TTL					
74LS00	0.12	Z80A PIO	4.95	2114	3.25
74LS01	0.13	Z80 SIO-0	17.50	2708	3.45
74LS02	0.14	74LS243		2708-4	1.50
74LS03	0.14	74LS112	0.25	74LS244	1.10
74LS04	0.15	74LS113	0.25	74LS245	1.60
74LS08	0.15	74LS114	0.25	74LS247	0.80
74LS09	0.15	74LS122	0.42	74LS251	0.45
74LS10	0.14	74LS123	0.59	74LS253	0.45
74LS11	0.15	74LS124	1.15	74LS257	0.50
74LS12	0.15	74LS125	0.30	74LS258	0.50
74LS13	0.30	74LS126	0.30	74LS261	1.98
74LS14	0.50	74LS132	0.50	74LS266	0.25
74LS15	0.15	74LS136	0.27	74LS273	1.10
74LS20	0.14	74LS137	0.75	74LS279	0.42
74LS21	0.15	74LS138	0.40	74LS280	2.15
74LS22	0.15	74LS139	0.40	74LS283	0.70
74LS27	0.15	74LS145	0.80	74LS290	0.60
74LS28	0.20	74LS147	1.20	74LS293	0.60
74LS30	0.15	74LS148	1.08	74LS295	1.05
74LS32	0.15	74LS151	0.42	74LS298	1.05
74LS33	0.17	74LS153	0.42	74LS299	2.50
74LS37	0.18	74LS155	0.55	74LS365	0.39
74LS38	0.18	74LS156	0.55	74LS366	0.39
74LS40	0.15	74LS157	0.38	74LS367	0.39
74LS42	0.45	74LS158	0.38	74LS368	0.39
74LS43	0.50	74LS160	0.45	74LS373	1.05
74LS44	0.50	74LS161	0.45	74LS374	1.05
74LS47	0.55	74LS162	0.45	74LS377	1.05
74LS51	0.15	74LS163	0.45	74LS378	0.75
74LS54	0.15	74LS164	0.62	74LS379	0.95
74LS55	0.15	74LS165	0.95	74LS386	0.27
74LS73	0.25	74LS166	1.40	74LS393	0.75
74LS74	0.20	74LS170	1.50	74LS395	1.15
74LS75	0.30	74LS174	0.72	74LS668	0.67
74LS76	0.25	74LS175	0.71	74LS669	0.67
74LS78	0.30	74LS181	1.45	74LS670	1.65
74LS83A	0.55	74LS183	1.96	81LS95	1.32
74LS85	0.75	74LS188	1.96	81LS96	1.32
74LS86	0.20	74LS190	0.60	81LS97	1.32
74LS90	0.35	74LS191	0.60	81LS98	1.32
74LS91	0.35	74LS192	0.65	8T26A	1.60
74LS92	0.35	74LS193	0.65	8T28	1.60
74LS93	0.35	74LS194	0.65	8T95	1.50
74LS95	0.50	74LS195	0.60	8T96	1.50
74LS107	0.25	74LS196	0.65	8T97	1.50
74LS109	0.25	74LS197	0.65	8T98	1.50
		74LS221	0.60	8T125	2.30
		74LS240	1.10	8T245	2.30
		74LS241	1.10		
		74LS242	0.85		

TERMS: C.W.O. Mail order only. Please add 40p post and packing and then 15% V.A.T. to the total order.

ANDIS COMPONENTS LTD

Etwell Street, Derby DE3 3DT.

OLYMPIC TRANSFORMERS LTD

224 Hornsey Road, Holloway, London N7. 01-607 2914

L.T. TRANSFORMERS PRIMARIES 220-240V FULLY SHROUDED TERMINAL BLOCK CONNECTIONS

Sec. Taps	Amps	Price	Curr.	Sec. Taps	Amps	Price	Curr.
12-24V	12v 4A 24V 2A	£3.50	£1.20	0-24-30-40-48-60V	2	£7.00	£1.20
12-24V	12V 10A 24V 5A	£7.50	£1.40	0-24-30-40-48-60V	4	£12.80	£1.80
12-24V	12V 12A 24V 6A	£8.00	£2.00	0-24-30-40-48-60V	8	£18.80	£2.40
12-24V	12V 20A 24V 10A	£12.00	£2.20	0-24-30-40-48-60V	10	£27.80	£3.00
12-24V	12V 30A 24V 15A	£18.70	£2.40	0-20-28-34-40-50V	2	£8.70	£1.20
0-12-18-20-24-30V	2	£5.40	£1.20	0-20-28-34-40-50V	4	£10.80	£1.80
0-12-18-20-24-30V	3	£8.25	£1.50	0-20-28-34-40-50V	8	£14.80	£2.40
0-12-18-20-24-30V	5	£8.20	£1.70	0-20-28-34-40-50V	10	£23.50	£2.80
0-12-18-20-24-30V	10	£16.00	£1.80	0-20-28-34-40-50V	12	£28.00	£3.50

STEP DOWN TRANSFORMERS FOR AMERICAN EQUIPMENT

0-240-110V For use with 50 cycles Non-Motorised Appliances

0-240-100V For use with 60 cycles Motorised Appliances
RANGE 1 Fully Shrouded. Complete with 3-Pin American Socket. Fitted 6ft 240V Mains Lead

RANGE 2 Complete with Carrying Case. 240V Mains Lead. First 3 items.

(* fitted with one 3-Pin American Socket. All other items fitted with two 3-Pin American Sockets.

RANGE 1			RANGE 2		
Values	Prices	Carr.	Values	Prices	Carr.
80 WATTS	£7.50	£1.20	*500 WATTS	£18.00	£2.50
150 WATTS	£9.50	£1.20	*1,000 WATTS	£26.00	£3.00
300 WATTS	£11.50	£1.40	*1,500 WATTS	£30.00	OA
500 WATTS	£15.00	£1.60	1,750 WATTS	£35.00	OA
1,000 WATTS	£19.00	£2.50	2,250 WATTS	£44.00	OA
1,500 WATTS	£24.00	£3.00	3,000 WATTS	£60.00	OA
1,750 WATTS	£29.00	OA			

15%V.A.T. TO BE ADDED TO COST OF ALL ITEMS INC. POSTAGE
HOURS OF BUSINESS
WEEKDAYS, 9 a.m. to 5 p.m.; SATURDAYS, 11 a.m. to 2 p.m.

NOW A PACKAGE THAT OFFERS YOU A 100uf/10V BEAD TANT FOR UNDER 10p

SPECIAL OFFER. POPULAR VALUE TANTALUM BEAD PACKAGE T1
3 OFF 0.1/35; 4 OFF 22/35; 6 OFF 33/35; 6 OFF 47/35; 10 OFF 1/35; 3 OFF 1.5/35; 3 OFF 2.2/20; 3 OFF 3.3/15; 3 OFF 3.3/35; 4 OFF 4.7/6; 2 OFF 4.7/35; 3 OFF 6.8/25; 1 OFF 10/25; 2 OFF 22/6.3; 2 OFF 22/10; 2 OFF 22/16; 2 OFF 47/10; 1 OFF 46/16; 1 OFF 100/10.
ALL THE ABOVE T1 PACKAGE NORMALLY £8.50 TO £10 SPECIAL OFFER 61 TANTS FOR £6.

TANTALUM BEAD CAPACITORS. 1 OFF PRICE (10 OFF) PRICE					
1/35	10p(8p)	15/35	10p(8p)	22/35	10p(8p)
47/35	10p(8p)	68/35	10p(8p)	1/35	10p(8p)
2.2/16	12p(10p)	3.3/16	12p(10p)	3.3/35	14p(12p)
4.7/35	15p(14p)	6.8/25	14p(12p)	6.8/35	15p(14p)
10/25	19p(18p)	22/6.3	16p(14p)	22/10	20p(17p)
22/25	30p(28p)	47/10	25p(22p)	47/16	40p(36p)
100/16	65p(60p)	220/16	£1.20(90p)	470/6	£1.60(£1.40)

OR 1 OF EACH ABOVE SPECIAL OFFER £12.07
RETAIN THIS AD. FOR ALL YOUR IMMEDIATE AND FUTURE TANTALUM REQUIREMENTS.
SUBMINIATURE VER. MOUNTING 250V CER. DISCS

VALUES IN PF.
2.2pF, 3.3, 4.7, 5.6, 6.8, 8.2, 10, 15, 18, 22, 27, 33, 39, 47, 56, 68, 82, 3p ea. 100pF 120, 150, 180, 200, 220, 270, 300, 330, 470, 560, 680, 1000, 1800, 2000, 3000, 3300, 4000, 4700 3 1/2p ea.
01uf/50V, 02uf/50V 4p ea. 10 OFF 3p ea.

AXIAL LEAD CAPACITORS. POLYESTER. 01uf/100V 4p. 1/100 6p. 1/600 12p
POLYCARBONATE. 4.7uf/160V 45p. VERT. MTG. 2.2uf/160V 40p.

20mm GLASS REED SWITCHES (GOLDFLATED) 10 for 50p. £30 per 1000
P&P ADD 50p PER ORDER. POST PAID ORDERS OVER £6 ADD 15% VAT.
TRADE ENQUIRIES WELCOME. SCHOOLS ETC. SEND OFFICIAL ORDER.
CALLERS BY APPOINTMENT. GOODS BY RETURN

C.H.J. SUPPLIES

4 STATION ROAD, CUFFLEY, HERTS. TEL: 01-440 8959

WW - 055 FOR FURTHER DETAILS

P.&R. COMPUTER SHOP

IBM GOLFBALL PRINTER 3982, £70

EPSON MX-80 80.GPs 3982 IBM I/O PRINTERS DOT MATRIX PRINTER WITH SPECIAL INTERFACES. VDUs, ASCII KEYBOARDS, ASR, KSR, TELETYPES, PAPER TAPE READERS, PAPER TAPE PUNCHES, SCOPES, TYPEWRITERS, FANS 4" 5" 6". POWER SUPPLIES, STORE CORES, TEST EQUIPMENT AND MISCELLANEOUS COMPUTER EQUIPMENT.
OPEN: MONDAY TO FRIDAY 9 a.m.-5 p.m., SATURDAY TILL 1 p.m.

COME AND LOOK AROUND
SALCOTT MILL, GOLDHANGER ROAD
HEYBRIDGE, ESSEX
PHONE MALDON (0621) 57440

WW - 076 FOR FURTHER DETAILS

There was only one
TRIGGER
as good as the
SCOPEX 14D-10
and
Roy Rogers had it stuffed



✻ An Independent British Company ✻

A dual trace 10MHz high sensitivity oscilloscope incorporating all the latest high technology developments to bring you all these outstanding features as standard.

At a price of £240.00 + VAT. Ensures British leadership in the low cost high performance oscilloscope market.

- 10cm x 8cm display.
- 2mV sensitivity on both channels.
- Add and invert facility.
- Probe compensation.
- Push button X-Y.
- Trace locate.
- 10MHz (-3dB) over full display.
- Complete with probes.

SCOPEX

Pyxmore Avenue, Leighton Buzzard,
 Beds LU32 1JZ. Tel: 0442 2111



I wish to pay by Barclaycard/Trust Card.
 Please charge to my account.
 My Barclaycard/Trust Card No. is

Please send me full details of the 14D10.

Name _____

Company _____

Address _____

Tel: _____

Appointments

Advertisements accepted up to 12 noon Monday January 4th, for February issue, subject to space being available.

DISPLAYED APPOINTMENTS VACANT: £13.50 per single col. centimetre (min. 3cm).
LINE advertisements (run on): £2.50 per line, minimum 5 lines. (Prepayable).
BOX NUMBERS: £1.50 extra. (Replies should be addressed to the Box Number in the advertisement, c/o Quadrant House, The Quadrant, Sutton, Surrey SM2 5AS.)
PHONE: OPHELIA SMITH, 01-661 3033 (DIRECT LINE)

Cheques and Postal Orders payable to IPC Business Press Ltd.



ECM

ALWAYS AHEAD WITH THE BEST!

£5,000-£15,000

**Z80: 8085: 2900 BIT SLICE: 68000: TTL: ECL in: RADAR:
 SONAR: SATCOM: Phototypesetters: Wordprocessors: Flight
 Simulators: ATE: Electro-Medical: Teletext: Data-Comms:
 Automation: Microwave Systems.**

Where does your skill and interest lie –
 Design? Test? Service? Software? Consultancy? or perhaps Research?

- * Our clients are drawn from all sectors of industry;
- * There are opportunities for Managers, Project Managers, Engineers and Technicians.
- * Most UK locations and some Overseas.
- * Make your first call count – Contact **MIKE GERNAT** or **PETER BROWN** on 076 384 676/7

ELECTRONIC COMPUTER AND MANAGEMENT APPOINTMENTS LIMITED
 148-150 High St., Barkway, Royston, Herts SG8 8EG.

(usually until 8 p.m.)

(1458)

Cambridge Health District (TEACHING)

Addenbrooke's Hospital, Cambridge

Medical Physics Technician

I (£6668-£8316 p.a.)
 or II (£8036-£9387 p.a.)

to take day-to-day responsibility for Medical Electronics Section of the Medical Physics Department providing a full range of electronic support to Hospitals and Units.

Extensive experience of Medical Electronics essential, with a minimum qualification of O.N.C. Preference given to applicants holding H.N.C. or equivalent.

Further details from Mr. P. E. Ward, Principal Physics Technician, Telephone: (0223) 245151, Extension 471.

Application form and job description from the Personnel Department, Addenbrooke's Hospital, Hills Road, Cambridge CB2 2QQ, Ext. 7350.

Closing date for completed applications: January 18, 1982.

(1439)

Studiomaster

need an

ENGINEER

for varied and interesting work in a thriving research and development department.

If you are self-motivated, energetic and have practical experience in Audio/Digital electronics, contact –

Paul Belcher on Luton 570621
STUDIOMASTER LIMITED
 Chaul End Lane
 Leagrave, Luton, Bedfordshire

(1457)

TELEVISION BROADCASTING

In spite of the recession LINK ELECTRONICS still continues to grow rapidly, and needs to recruit engineers for the expansion of existing departments and for entirely new fields.

We are one of the larger manufacturers of television studio products in Europe. Our range includes broadcast colour cameras together with the design and construction of Television Studios and Outside Broadcast Vehicles.

T.V. STUDIO PROJECT ENGINEER

An experienced engineer is needed to work on design and project management of O.B. vehicles and T.V. studios. Our custom-built systems require a high degree of customer contact from initial design concept through manufacturing to delivery, installation and commissioning.

You should have a knowledge of T.V. studio engineering gained from experience in this type of work or from the operational side of television.

T.V. SYSTEMS PROPOSALS ENGINEER

In addition to a good working knowledge of the requirements of T.V. studio engineering, you should have a degree of commercial experience enabling you to deal with the preparation of quotations for home and overseas projects, this will enable you to progress into negotiating contracts with customers after a suitable settling in period.

VIDEO MONITOR AND V.D.U. SALES ENGINEER

This new position is an opportunity for a sales-minded engineer to join our sales team to develop the market for our range of video monitors and computer terminals. Under the guidance of our Sales Director you will be able to formulate your strategy within the expanding data displays market.

A knowledge of computer peripheral users, especially O.E.M.s, is essential. You should be aged between 25 to 35 and be prepared to travel extensively throughout the U.K. for which a company car will be provided.

SALES SUPPORT ENGINEER (Vision mixers)

An electronic engineer with a background in T.V. studio engineering is required to join our sales support team to work on commissioning, demonstration and after-sales activities of the GRASS VALLEY range of studio vision mixers and video switching systems.

You should have a working knowledge of modern analogue and digital circuitry and be prepared to travel as necessary.

TEST ENGINEERS — STUDIO PRODUCTS

Qualified engineers are required for test and quality assurance duties on our exciting range of broadcast T.V. studio products. You will be involved in testing and checking to spec. products ranging from simple amplifiers to complete studio colour cameras and digital test equipment.

You should be qualified to at least H.N.D./H.N.C. Level and be familiar with modern digital and analogue circuitry. At least three years' experience since qualifying is considered essential for the present level of vacancies.

MICROWAVE SYSTEMS ENGINEER

This is a senior appointment. You will be required to head up a new engineering department and create a product range of new microwave communications equipment for sale throughout the world.

You should be qualified to degree level, have experience of microwave engineering, and of running a small engineering department.

Competitive salaries, backed by free life and health insurance plus contributory pension scheme.

Generous financial assistance with relocation where appropriate to help successful candidates move to Andover, located in a pleasant part of rural Hampshire within easy reach of London and the South Coast.

Please write or telephone our Personnel Department on Andover (0264) 61345 for an application form or alternatively let us have full details of your background and experience.

PLEASE NOTE OUR OFFICE IS CLOSED FROM THE 24th DECEMBER, 1981, TO THE 3rd JANUARY, 1982, INCLUSIVE.

LINK

ELECTRONICS

Walworth Industrial Estate,
Andover, Hampshire, England

Telephone: Andover (0264) 61345

METROPOLITAN POLICE

Telecommunications Technical Officers

Vacancies for Telecommunications Technical Officers Grades II and III exist in the Operations (Technical) Support Group of the Chief Engineer's Department.

Duties vary according to post but include the planning, installation, modification and maintenance of a wide range of advanced telecommunications equipment. Such equipment includes mobile and hand held radios, transmitter/receiver sites and base stations, C.C.T.V. and Video/Audio recorders, computer terminals (V.D.U. and printers), microprocessor control, alarm systems and a central systems complex.

Candidates should possess an ONC in Engineering or an equivalent City & Guilds/TEC qualification. Candidates for Grade III posts should have a total of 4 years training and experience with a further 3 years experience for Grade II posts.

Posts are in Central London, Hendon and Thornton Heath.

Salary: (National) Grade III Posts £5,712 to £7,702

Grade II Posts £7,702 on entry rising to £8,553.

In addition to the above a London Weighting allowance of £1,087 p.a. is payable in inner London and £454 p.a. at Hendon and Thornton Heath.

Annual Leave: 4 weeks 2 days rising to 6 weeks with an additional 10½ days public and privilege holidays.

Non-contributory pension scheme.

There are good prospects for promotion and assistance is given for further educational studies where appropriate.



For further details and an application form apply to:

The Establishment Officer,
Room 213 (/TTO),
105, Regency Street,
LONDON SW1P 4AN.

Telephone: 01-230 3122 (24 hour answering service).

Closing date for return of application forms is 15th January 1982.

(1440)

SENIOR PROJECT LEADER

to carry out support work on Electronic Telephone Exchange; to £14,000 - Berks.

QUALITY ENGINEERS

to work on Hardware and Software for military projects; to £10,000 - Hants.

TELECOMMUNICATIONS CONSULTANT

to provide Consultancy Services to a large user; to £13,500 - Cheshire.

TECHNICAL INSTRUCTORS

to teach Hardware and Software aspects of office equipment; to £11,300 - Berks.

FIELD SALES ENGINEER

to sell Microcomputer Systems; to £16,000 - Herts.

RF DEVELOPMENT ENGINEERS

to work on Radio Paging Systems; to £14,000 - London

Phone or write: Anthony Giles,
M.Sc.Eng., M.I.E.E.

CLIVEDEN CONSULTANTS

87 St. Leonard's Road
Windsor, Berks.
Windsor (07535) 57818/58022
24-hour service

(1119)

CLIVEDEN

R.F. Designers to £14,000

London

Video Service Engineers to £7,250 plus car

London

Datacommunications Designers to £18,000

Germany

Electronic Designers (with software experience); salary negotiable

Germany

Communications Designers to £13,000

Herts.

Sales/Trainees: Vacancies throughout the U.K. from £6,000-£14,000

For these and many other positions please write to:

Colin Arnold

BEECHWOOD APPOINTMENTS

FREEPOST
London W3 9BR

Or phone 01-992 8647
(24-hour service)

(1453)

ATE TEST PROGRAMMERS



POOLE, DORSET

TESTECH is seeking experienced digital and analog engineers to join its team developing and commissioning ATE test programs for its international customer base.

Engineers new to ATE will be trained but must be well grounded in the use of modern LSI components.

Test programs are prepared using the latest ATE functional simulation techniques.

The work is technically challenging and offers an exposure to a wide range of modern technology.

Tel: (0202) 735252, or write to:
TESTECH LIMITED, 129 Commercial Road
Parkstone, Poole, Dorset BH14 0JD.

(1420)

MANCHESTER POLYTECHNIC Educational Services Unit

Senior Technician (Electronics Engineer)


Reliable, experienced person required with responsibility for maintaining, through a qualified team of technicians, the functions provided by the unit, particularly on the Didsbury site. Briefly, these services include Television, Audio-Visual and Workshop facilities throughout the campus. The person appointed will have special responsibility for the Television Studio engineering, electronics servicing and development and will, therefore, be expected to have appropriate qualifications to deal with the range of television, projection and sound equipment used in the Polytechnic.

A union membership agreement is in operation under which new employees are required to join a recognised union.

Salary scale (T5), £7,371-£7,875.

For further particulars and application form (returnable by January 8, 1981) send a self-addressed envelope marked "T/585" to the Secretary, Manchester Polytechnic, All Saints, Manchester, M15 6BH.

(1423)



SENIOR MAINTENANCE ENGINEERS

Salary £12,877 p.a.

Independent Television News Ltd. has vacancies for Senior Engineers in the following Maintenance sections at ITN House, London W1.

Senior Engineer VTR & Telecine Maintenance

(Ref. 303010)

The successful candidate will join the expanding Facilities Maintenance team responsible for the maintenance of VTR and Telecine equipment including ACR25B, VPR2B, VR1200C, BVU and standard U-Matics, Cintel Mk III and associated control and editing systems.

Previous maintenance experience with at least some of this range of equipment is essential.

Senior Engineer Radio Links Maintenance

(Ref. 303002)

The successful candidate will be a member of the small team responsible for the maintenance of our Radio Link equipment and extensive R/T network. This is a rapidly expanding field following the successful introduction of Electronic News Gathering to ITN.

Previous maintenance experience with RF systems is essential.

Senior Engineer Vision Equipment Maintenance

(Ref. 302004)

ITN is seeking a senior engineer to work in the Central Maintenance section. This section is responsible for maintaining not only all our Studio equipment, including Marconi Mk 9 cameras, CD480 mixers, Quantel DPE5001, Aston Character Generators and the usual ancillaries, but also such equipments as DICE and ACE digital converters, Oracle and Graphics computer systems.

Previous maintenance experience with Broadcast studio equipment is essential. It would be of considerable advantage to have some practical experience with computer or microprocessor systems.

Good prospects exist, in all the above posts, for promotion with experience to Supervisory Engineer.

Generous pension scheme, free life insurance.

Please telephone the Personnel Office on 01-637 3144 for an application form, quoting the relevant reference number.

(1426)

DIGITAL EXPERIENCE?

FIELD SUPPORT
R & D AND SALES
VACANCIES IN COMPUTERS
NC, COMMS., MEDICAL
VIDEO, ETC.

For free registration ring
0453 883264
01-290 0267

LOGEX

ELECTRONICS RECRUITMENT SERVICE
LOGEX HOUSE, BURLEIGH STROUD
GLOUCESTERSHIRE GL5 2PW
TEL. 0453 883264, 01-290 0267

(321)

ELECTRONICS ENGINEER

Small and progressive company servicing educational audio and AV systems, requires versatile and self-motivated engineer for field maintenance and refurbishment work in S.E. England. Microprocessor or video experience advantageous, as there is scope for further responsibilities contributing to the growth of the operation. Salary negotiable to £8,000 with car. Please write with details of experience and qualifications to:

Bellnorgis Limited
9/11 Kensington High Street
London W8 5NP

(1455)

FIELD SERVICE ENGINEERS

££7,000 plus car, expanding dynamic group, computer peripherals. Various UK opportunities HNC (or ex-service) standard product training given.

For further information please phone:

03843-4436
Jonathon Lee Technical
Recruitment
62 Hagley Road
Stourbridge

(1419)

Trainee Broadcast Engineers

One of our main functions is to build, operate and maintain a network of Transmitting Stations which broadcast the programmes of Independent Television and Independent Local Radio.

With the introduction of the Fourth Television Channel and the expansion of independent local radio services, the network of transmitting stations is steadily growing to the extent of over 686 transmitting stations nationwide; providing a challenging and secure working environment.

Broadcast Engineers are responsible for the operation and maintenance of our transmitting stations and applications are now invited from people who wish to train as Broadcast Engineers and embark on our next training programme which commences this summer.

Applicants (male or female) should be qualified, or about to qualify to HNC/HTC level, in Electrical or Electronic Engineering.

Consideration will also be given to applicants at the City and Guilds Full Tech. and the CNAA pass degree level who have also gained their qualification in the same engineering disciplines.

The residential training course will commence in June 1982 and will occupy 18 months. It will be conducted at the Authority's Harman Engineering Training College, Seaton in Devon and also at a leading Polytechnic. The course is designed to give you a grounding in broadcast engineering that is second to none. During the course we will pay your fees, accommodation, meals and assistance will be given if you do not already possess a full driving licence.

Your salary on satisfactory completion of the training, will be £7,425 and will then rise annually to £9,205 per annum, with further progression possible to £11,410 per annum. Your initial salary while training will be in the range of £5,333-£5,973 per annum.

Additionally we offer you a generous range of benefits including a free life assurance and personal accident scheme, a contributory pension scheme, generous relocation expenses and subsidised mortgage facilities.

For a fully illustrated information package and application form, please write to

Mike Wright, Personnel Officer - Engineering Regions at IBA, Crawley Court, Winchester, Hants, SO21 2QA. Or telephone the Personnel Office between the hours 9 a.m. and 4 p.m. on Winchester 822574 or 822273.

These positions are open to men and women.



IBA INDEPENDENT BROADCASTING AUTHORITY

(1427)

APPOINTMENTS IN ELECTRONICS to £15,000

MESSAGE SWITCH
DATA COMMS-TELEMETRY
TELEGRAPHY-RF COMMS

Interesting and varied opportunities, U.K. and overseas. For immediate action on salary and career advancement, contact:

Technomark
Engineering and Technical Recruitment

11, Westbourne Grove
London W2 0J 229 9239 (1297)

TELEVISION SERVICE ENGINEER

We are an expanding Television Rental and Retail company with a vacancy for an additional Television Service Engineer.

Suitable applicant will preferably hold an R.T.E.B. certificate or be training towards this qualification.

The post is directly responsible to the Service Manager.

A clean driving licence is essential.

A spacious flat is available if required.

Hydes of Chertsey Ltd., 56/60 Guildford Street, Chertsey, Surrey. KT16 9BE. Chertsey 63243.

(1434)

R & D OPPORTUNITIES. Senior level vacancies for Communications Hardware and Software Engineers, based in West Sussex. Competitive salaries offered. Please ring David Bird at Redifusion Radio Systems on 01-874 7281. (1162)

**POOLE GENERAL HOSPITAL
LONGFLEET ROAD, POOLE, DORSET BH15 2JB**

SENIOR ELECTRONICS TECHNICIAN

required. The duties will include providing a repair and maintenance service for a wide range of electro-medical equipment with the East Dorset Health District. Applicants should have a broad practical experience in the maintenance of electronic equipment and in fault-finding, and should possess either O.N.C./H.N.C. or C. and G. Full Technicians Certificate in Electronics. Salary on the scale £5536-£7155 p.a. Hours of duty 37 per Monday to Friday working week plus "on-call" commitment when required.

Application form and job description from Sector Personnel Officer by January 8, 1982.

(1444)

TECHNICAL MANAGER

A rapidly growing international company in an A.V.-related field and having offices in London, Amsterdam, Dusseldorf and Paris requires a young dynamic Manager to take sole charge of its technical operations.

The successful candidate will have a proper record of technical management and their duties will require a familiarity with film, optical and electronic techniques and will involve the control of both routine preventive maintenance and "on-site" trouble-shooting. The duties will also include the evaluation of equipment for service within the company and the commissioning from time to time of purpose-built equipment. To this end a good knowledge of the state of the art is essential. The ability to work under pressure is also essential, as is the ability to liaise with clients over technical matters.

The salary is negotiable, but will take into account both the importance of the post and the experience of the successful candidate. A company car will be provided and a clean driving licence is required.



Write including c.v. to:
**The Managing Director
COMPUTEC
20 Rochester Row
London
S.W.1**

(1456)

Electronics R&D

Join us in the forefront
of technology

HF-VHF-UHF

Microwave Optics & Acoustics
A challenging and full career in
Government Service

Candidates, normally aged under 30, should have a good honours degree or equivalent in a relevant subject, but any candidates about to graduate may be considered.

Appointments as Higher Scientific Officer (£6,075-£7,999) or Scientific Officer (£4,805-£6,480) according to qualifications and experience. Promotion prospects.

Please apply for an application form to the Recruitment Officer (Dept. WW182), H.M. Government Communications Centre, Hanslope Park, Milton Keynes, MK19 7BH.

(1425)

CAPITAL RADIO 194

ELECTRONICS ENGINEER

Capital Radio has a vacancy for a Maintenance Engineer within its Engineering Department. Candidates should be qualified to H.N.C. or degree level in a relevant subject and be experienced in maintaining modern studio and radio broadcasting equipment to the highest engineering standards. The successful applicant may be required to work on a shift rota - which includes weekends - and on operational duties such as outside broadcasts. He/she would normally be working on the instructions of the Maintenance Supervisor but would also be expected to work for periods unsupervised. The opportunity may arise for some development work.

Starting salary will be dependent upon qualifications and experience and will be on an incremental scale rising to £11,169 per annum, including shift enhancement.

Applications should be in writing and addressed to Peggy Davidson, Head of Administration, Capital Radio Ltd., P.O. Box 194, London, NW1 3DR - to be received no later than December 24, 1981.

(1449)

TECH.

for Radar AR1, 424, R/T, VDF, UHF.
Knowledge of Rwy & Apt circuits will
support a Senior appt.

Soton Airport Ltd.
Soton SO9 1FQ

(1452)

LINCOLNSHIRE AREA HEALTH AUTHORITY NORTH DISTRICT

ST. GEORGE'S HOSPITAL DEPARTMENT OF MEDICAL PHYSICS

MEDICAL PHYSICS TECHNICIAN (ELECTRONICS)

An opportunity exists for an experienced technician to join our Medical Electronics Section.

The successful candidate will join a team responsible for providing equipment maintenance and development support services across a wide range of medical instrumentation.

A knowledge of modern electronic systems, both analogue and digital is required, together with an appropriate O.N.C., H.N.C.

Salary £4668-£7155 (starting point will depend upon experience and qualifications).

For further information contact Mr. D. Morgan, Area Principal Technician on Lincoln 29921 Ext. 7341.

(1450)

THE THOMSON FOUNDATION TELEVISION COLLEGE

An

ENGINEERING LECTURER

and an

ASSISTANT ENGINEERING LECTURER

are required at the College to join a team of staff training engineers from countries abroad in developing television and radio. The successful candidates will have had a minimum of five years' or three years' experience respectively with broadcasting technology, and will hold an appropriate degree, H.N.D., or equivalent.

SALARIES: LECTURER - £9,251 by 5 increments to £11,504
ASSISTANT LECTURER - £7,284 x 5 to £9,052

The posts are pensionable, based at Glasgow where the residential training is conducted, but involve also short training periods abroad.

Please write or phone for application form to Principal, Thomson Foundation TV College, Kirkhill House, Newton Mearns, Glasgow G77 5RH (041-639 1021).

Develop your potential in our future



Founded in 1936, Marconi Instruments today employs some 2,000 people in the design, development, production and marketing of its advanced communications test equipment and A.T.E.

To meet the challenges of tomorrow's markets, we need more electronics designers and technicians. And to turn new ideas into fully operational equipment we need production and service personnel as well.

If you would like to develop your potential in the exciting future of Europe's leading test equipment specialist, complete the coupon and send it to us at the address below:-

marconi instruments

Return this coupon to John Prodger, Marconi Instruments Limited, Freepost, St. Albans, Hertfordshire, AL4 0BR. Telephone: St. Albans 59292

A GEC-Marconi Electronics Company

Name	_____			Age	_____
Address	_____				
Telephone	_____				
Work/Home (if convenient)	_____				
Years of experience	<input type="checkbox"/> 0-1	<input type="checkbox"/> 1-3	<input type="checkbox"/> 3-6	<input type="checkbox"/> Over 6	
Present salary	<input type="checkbox"/> £4000-5000	<input type="checkbox"/> 5000-6000	<input type="checkbox"/> 6000-7000	<input type="checkbox"/> Over 7000	
Qualifications	<input type="checkbox"/> None	<input type="checkbox"/> C&G	<input type="checkbox"/> HNC	<input type="checkbox"/> Degree	
Present Job	_____				

(1234)

TELECOMMUNICATIONS ENGINEERS

MULTIPLEX/MICROWAVE ENGINEERS

Saudi Arabia ● Nigeria

RADIO SYSTEMS ENGINEERS

Saudi Arabia ● Nigeria ● Malta ● Aberdeen
- on or offshore

Experienced in either HF/VHF/UHF or Troposcatter/Telemetry.

TELEPHONE SWITCHING ENGINEERS

Saudi Arabia ● Nigeria

Preferably with electronic exchange experience.

TECHNICIAN INSTRUCTORS and PLANNING ENGINEERS

Saudi Arabia

With a minimum of 5 years' experience in any of the above disciplines.

Applicants for all positions should hold a minimum of a final City and Guilds. Salaries are negotiable dependent on qualifications and experience.

For further information and to arrange immediate interview, telephone Windsor (07535) 57926. Chemsult, George V Place, 4 Thames Avenue, Windsor, Berks.

CHEMSULT

(1454)

THOMAS MERCER LIMITED

A privately-owned family concern, who have been established since 1858, have developed a sophisticated range of microprocessor-based gauging products which are designed and built to meet individual customer requirements. The company now wishes to engage a

SENIOR ELECTRONIC APPLICATIONS ENGINEER

who will work as a member of a small project-orientated team covering all the stages from initial quotation to equipment commissioning including designing and building any special elements that may be necessary, and preparing, adapting and "de-bugging" associated microprocessor programmes.

This is an interesting and satisfying position and the successful applicant (male or female) will need to have sound experience in the electronics industry, including minimum qualifications of H.N.C., together with a good knowledge of programming, preferably on 8080 systems. Self-motivation and the ability to communicate clearly are also desirable qualities.

The company will offer a competitive salary and conditions of employment that include 25 days' holiday and eight Bank and Statutory days of holiday in a full year.

Applications should be made by the completion of an application form obtainable from:

W. A. Pluck - Personnel Manager
THOMAS MERCER LIMITED
Eywood Road, St. Albans, Herts.
Tel: St. Albans (56) 55313

(1442)



INTERNATIONAL GENERICS LTD

BROADCAST ENGINEERS

BROADCAST ENGINEERS REQUIRED FOR INTERESTING AND VARIED OPERATIONS AND MAINTENANCE WORK ON NEW BROADCAST TELEVISION EQUIPMENT AND SYSTEMS, BOTH IN U.K. AND OVERSEAS.

APPLY IN WRITING WITH DETAILS OF QUALIFICATIONS, EXPERIENCE AND SALARY RANGE TO:

N. I. Miskin
IG GROUP OF COMPANIES
 Intergen House
 65/67 Western Road
 Hove, Sussex BN3 2JQ

(1430)

ELECTRONIC RECRUITMENT CONSULTANT

It's taken ten years to describe the perfect person, but we realise nobody's perfect.

Age immaterial - a mature young person.

One of nature's acoustic transducers -

your art is listening, making people talk. Their gas you condense, convert and crystallise.

One of nature's noise filters/amplifiers -

your RAM capacity is limited so you use your CPU to reject noise and select significant signals - that you amplify.

One of nature's optical scanning devices -

you scan all technical journals and filter out the non-relevant. What's relevant is recorded meticulously on paper or disk.

A professional who sells with integrity -

your product is a person whose career is in your hands. Foot in the door, slick-talking selling techniques are anathema.

IN SHORT -

Are you a highly-motivated sales executive with a good bedside manner and good RAM capacity?

Applications to:

Charles Airey Associates

13/16 Jacob's Well Mews, George Street, London W1
 Tel: 01-486 9607

(1357)



CAPITAL
 APPOINTMENTS LTD.

THE UK's No. 1 ELECTRONICS AGENCY

CAPITAL HOUSE
 29-30 WINDMILL
 STREET
 LONDON W1P 1HG
 TEL: 01-637 5551

Design, Development and Test to £14,000
 Ask for Brian Cornwell

SALES to £15,000 plus car
 Ask for Maurice Wayne

FIELD SERVICE to £12,000 plus car
 Ask for Paul Wallis

We have vacancies in ALL AREAS of the U.K.

Ask for a Free Jobs List

Telephone: 01-637 5551 (3 lines)

(291)

TECHNICIANS

£16,000 Worldwide
 Opportunities for worldwide travel for experienced technicians able to maintain marine survey equipment. 699A.

VIDEO ENGINEER

£8,500 C. London
 Operation and first line maintenance of broadcast video equipment (esp. 2in quad VTR) to join busy, expanding company. 898.

FIELD ENGINEERS

£8,000 + car London, Midlands, N.E.
 A leader in the field of CAD/CAM needs Field Service and Systems Test engineers with experience on mini computers and computer graphics/plotting equipment. 904.

FIELD SERVICE ENGINEERS

£8,000 + car Midlands
 A manufacturer of sophisticated analytical instrumentation for scientific and medical applications seeks design and development engineers from a

compatible industry to move into field service and ultimately progress in a rapidly growing company. 868.

£7,500 + car London, Midlands & South
 International business equipment company urgently needs C&G qualified personnel for servicing upper end of small business systems range. 895.

GRADUATE TRAINEES

£6,000+ See the world
 If you have a degree in electronics, physics or geology and would like to travel and gain experience whilst earning a worthwhile salary, here is your chance. We have a number of vacancies to fill on-board our client's survey ships, working with seismic equipment. 699B.

The job I am looking for does not appear in this advertisement - but please send me full details of the service you offer

Complete the coupon, tick the appropriate box(es) and return this advertisement to: Stuart Tait, The Lansdowne Appointments Register, Park House, 207 The Vale, London W3 7QB. Tel: 01-743 6321 (24 hour answering service).

The Lansdowne
 Appointments Register

Name
 Address
 WW/1

(1451)

All these opportunities are open to both men and women.

SERVICE MANAGER

LKB Instruments Limited, the U.K. subsidiary of a major international medical/scientific instrument company require a manager for their Customer Service Department.

Applicants should have a sound knowledge of digital and analogue electronics, with preferably some field experience in the scientific instruments world.

The successful candidate will report to the Managing Director and in addition to managing a field engineer force, they should be able to demonstrate a sound commercial awareness in operating and controlling a successful service organisation.

Conditions of employment are excellent and in addition to a good basic salary and company car the company have a profit-sharing scheme, B.U.P.A. participation and four weeks' annual holiday.

Contact Mrs. S. Francis
 for Application Forms
LKB INSTRUMENTS LTD.
 232 Addington Road
 Selsdon, South Croydon
 Surrey, CR2 8YD
 Tel: 01-651 5315



(1428)

Chief Designer Designate

Our client is one of the world's largest manufacturers in their field of instrument manufacture and their progressive management team is eager to maximise opportunities arising from the current expansion of their particular market. This is therefore an excellent time for a creative and practical engineer to join their design and development team.

The prime function will be to lead the team, which has expertise in mechanical, electrical and electronic engineering. You will be required to contribute to the specification of new products and then to co-ordinate the department's activities through to liaison with the production departments. There will be considerable contact with all sections of the company and with many external contacts in the U.K. and overseas.

The product in question has increasing electronic content and the ideal applicant will have a first class Honours Degree in electronic engineering and a wide understanding of mechanical engineering principles. A background in the machine tool, motor or aerospace industries, where commercial experience has also been gained, would be applicable. Above all, you must be a practical engineer able to apply sound theoretic knowledge in an imaginative and original manner.


This position offers close involvement in a relatively small but flexible and highly professional environment and provides excellent long-term career prospects. Starting salary will be realistic and generous benefits include an excellent re-location package to an attractive part of the rural Midlands.

Please write with brief but comprehensive C.V. including current salary, listing any companies to whom you do not wish your application forwarded and quoting ref: WW/429 to:- Peter Phillips.

Riley Advertising (Southern) Limited,
Old Court House, Old Court Place,
London, W8 4PD.

A member of the Rex Stewart Group
LONDON BIRMINGHAM BRISTOL EDINBURGH GLASGOW
LIVERPOOL MANCHESTER NEWCASTLE NOTTINGHAM PERTH

(1438)



Brent and Harrow
Area Health Authority
- Harrow District
**Northwick Park Hospital
& Clinical Research Centre**
Watford Road, Harrow
Middlesex HA1 3UJ
Tel: 01-864 5311

ELECTRONICS TECHNICIAN (MPT Grade III)

Technician is required to service and calibrate a wide range of equipment used for medical, surgical and engineering purposes. The successful applicant will work closely with medical, nursing and other professional staff. The major part of the work involves basic maintenance and repair of the equipment. O.N.C. and H.N.C. in Electronics or H.N.D. or Science Degree and three years' previous experience is the essential qualification for this post. Salary: £6,093-£7,712 inclusive of London Weighting Allowance.

For further details and application form please contact the Personnel Department, Ext. 2001.

(1437)

VRL

Manufacturers of sophisticated computer memory systems continuing their advance in high technology electronics, have the following positions available offering involvement, responsibility and job satisfaction.

VRL

ATE PROJECT ENGINEER £8,000-£9,500

Qualified electronics engineer experienced in hardware and software of ATE systems. Experience on Beaver or A8000 would be an advantage. Able to design jigs and modify systems.

JUNIOR DRAUGHTSPERSON £4,500-£5,250

Knowledge of electronic circuitry and wiring essential and direct industry experience an advantage.

VERMONT RESEARCH LTD.

CLEEVE ROAD, LEATHERHEAD, SURREY

Telephone: Mrs. E. Amery, Leatherhead 76221
Ansafone after 5.30 p.m.: Leatherhead 74759

(1435)



University of Wales

DEPARTMENT OF PHYSICS ELECTRONICS AND ELECTRICAL ENGINEERING

MSc/DIPLOMA COURSE IN ELECTRONICS

Applications are invited for places in the full-time one-year MSc/Diploma course in Electronics, commencing 29 September 1982.

Further details and application forms (returnable as soon as possible) may be obtained from the Academic Registrar, UWIST, PO Box 68, Cardiff CF1 3XA.

(1445)

AUDIO ENGINEER

Salary up to £7,000 p.a.
Plus Fringe Benefits

We need an experienced Electronics/Audio Engineer for our Service Department in Barnet, Herts. Equipment to be serviced includes Amplifiers, Mixers plus Lighting Controllers. In the first instance telephone our Personnel Department - Jackie Ward, or write personally to:

Mr. R. H. Squire, Roger Squire Ltd.
Barnet Trading Estate, Park Road
Barnet, Herts. EN5 5SA
01-441 1919

(1378)

A
P
P
O
I
N
T
M
E
N
T
S

E
L
E
C
T
R
O
N
I
C
S

Test Engineers and Technicians -Wembley, Middlesex

Racal-BCC are members of the highly successful Racal Electronics Group and are world leaders in the design and manufacture of tactical radio communications equipment. We require a number of test technicians and test engineers to fill a variety of grades within the Test Department. The department is responsible for the manual and

automatic testing and fault finding of the Company's equipments at various stages of manufacture.

Applicants should be qualified to HNC/HTC level and have experience of radio communications equipment.

We offer excellent conditions of service including good basic pay and a Group Productivity scheme.



Please apply in writing to:
The Personnel Officer,
Racal-BCC, South Way,
Wembley, Middlesex.

Racal-BCC

RACAL

World leaders in electronics

(1376)

Dolby®

ELECTRONICS PRODUCTION ENGINEERS

South London

c. £7000

Dolby Laboratories, the successful and progressive manufacturers of professional audio noise reduction equipment require Production Engineering staff. Those appointed will join a small team who are responsible for the introduction of new products into production, liaison with the R. & D. team, product improvement and component specification.

Ideal applicants will have several years' experience in electronics manufacturing. However, less-experienced electronics graduates will be considered who would find this an excellent opportunity to learn the details of electronic design from a production viewpoint. The ability to work projects through to successful conclusions without close supervision is essential.

Competitive salaries and excellent employment conditions are offered.

For application form, contact Phil Marshall



DOLBY LABORATORIES INC.
346 Clapham Road
London, S.W.9
01-720 1111

(1406)

PRODUCTION MANAGER

KILLALOE, COUNTY CLARE

IR. £12,500

Peak Electronics Limited is a private Irish Company with international subsidiaries which manufactures intruder detector and traffic control equipment using Infra-Red and Microwave technology. About 60 people are employed in total 50 of whom are engaged directly in production. The workforce is predominantly female.

Due to an expanding range of products and increasing sales, the company now wishes to appoint an experienced Production Manager.

Reporting to the Operations Director the Production Manager will be responsible for meeting **production output requirements** to required **quality and cost standards**; will be expected to contribute substantially in such areas as **production engineering, industrial engineering and quality monitoring procedures**, and will be capable of instituting and developing the necessary systems for the effective management of the department.

Candidates will ideally have had a number of years' experience in electronic and light mechanical assembly. This experience having been gained in production line management or through production engineering/quality control.

Salary is likely to be in the region quoted but would not be a limiting factor for the right candidate and normal benefits will apply.

Applications in writing, giving personal and career details, should be sent to the Managing Director, Peak Technologies Limited, Sunley House, 57 High Street, Edgware, Middlesex, HA8 7XA.

(1379)

SITUATIONS VACANT

Electronic Engineers - What you want, where you want!

TJB Electrotechnical Personnel Services is a specialised appointments service for electrical and electronic engineers. We have clients throughout the UK who urgently need technical staff at all levels from Junior Technician to Senior Management. Vacancies exist in all branches of electronics and allied disciplines - right through from design to marketing - at salary levels from around £4000 to £12000 p.a.

If you wish to make the most of your qualifications and experience and move another rung or two up the ladder we will be pleased to help you. All applications are treated in strict confidence and there is no danger of your present employer (or other companies you specify) being made aware of your application.

TJB ELECTROTECHNICAL
PERSONNEL SERVICES,
12 Mount Ephraim,
Tunbridge Wells,
Kent. TN4 8AS.

Tel: 0892 39388



Please send me a TJB Appointments Registration form:

Name

Address

(861)

ELECTRONICS PERSONNEL

ELECTRONIC ENGINEERS Ref: WW100
Good digital knowledge, test, design or program. Dynamic company.

QUALITY CONTROL Ref: WW101
Responsible position, MOD knowledge. HNC plus 5 years' experience.

ELECTRONIC MANUFACTURING MANAGER Ref: WW102
A sound background, ability to organise introduction of new products.

SALES ENGINEERS AND EXECUTIVES Ref: WW103
Large responsibility to develop complex business relationships.

ALSO: Engineers for service, test, calibration
For salaries and details telephone today

130 High Street Eton Windsor SL4 6AR Windsor 59252

(1269)

ARTICLES FOR SALE

YOUR NEXT ELECTRONIC PROJECT NEED NOT LOOK D.I.Y.

Choice of over 130 items of metalwork, etc., including 45 different printed front panels, sub-frames, or a complete mixer console frame.

For full details s.a.e. to:

The Mixer People

PARTRIDGE ELECTRONICS

56 Fleet Road
Benfleet
Essex SS7 5JN

(1336)

WESTMINSTERS WESTMINSTERS
WESTMINSTERS Pye W15AMs, 6 channel High Band Westminster mobiles, first-class condition, complete with installation kit. £80 each, significant discounts for quantity. Also large stock of controllers, Base stations and mobiles (price list on request). Contact ESM on 01-697 0604. (1385)

DESIGN SERVICES. Electronic design development and production service available for digital and analogue instruments. RF Transmitters and receivers, telemetry and control systems. 20 years' experience. R.C.S. Electronics, Wolsey Road, Ashford, Middlesex. Phone Mr Falkner 53661. (8341)

EQUIPMENT FOR coils, transformers, components, degassing silicone rubber, resin, epoxy. Lost wax casting for brass, bronze, silver, etc. Impregnating coils, transformers, components. Vacuum equipment low cost, used and new. Also for CRT regunning metallising. Research & Development. Barratts, Mayo Road, Croydon CR0 2QJ. 01-684 9917. (9678)

METAL CASES

20 SWG Mild Steel Case, painted brown texture, fitted with non-slip, non-scratch feet.

14 SWG anodised aluminium front and rear panels. H. 60mm, w. 279mm, d. 186mm.

Price £12.80 inc. V.A.T.

Free p. & p. in U.K.

M. GEAR LTD.

179a Victoria Road
New Barnet, Herts.
01-449 2695

(1365)

ARTICLES FOR SALE

THE ART OF ELECTRONICS

by Horowitz & Hill

Price £13.50

THE PPL SYNTHESIZER COOK-BOOK, by H. Kinley Price: £5.25

THE MC6809 COOKBOOK, by C. D. Warren Price: £5.00

DIGITAL ICs... HOW THEY WORK AND HOW TO USE THEM, by A. W. Barber Price: £5.75

ELECTRONIC DESIGN WITH OFF THE SHELF INTEGRATED CIRCUITS, by Z. H. Meiksin

Price: £6.25

EXPERIMENTER'S GUIDE TO SOLID STATE ELECTRONICS PROJECTS, by A. W. Barber

Price: £5.50

COMPLETE GUIDE TO READING SCHEMATIC DIAGRAMS, by J. Douglas-Young Price: £5.50

PRACTICAL SOLID STATE CIRCUIT DESIGN, by J. E. Oleksy

Price: £6.50

WORLD RADIO/T.V. HANDBOOK, by J. M. Frost Price: £10.50

1981 THE RADIO AMATEUR'S HANDBOOK, by A.R.R.L.

Price: £8.00

ALL PRICES INCLUDE POSTAGE

THE MODERN BOOK CO.

Specialist in Scientific & Technical Books

19-21 PRAED STREET LONDON W2 1NP

Phone 402-9176

Closed Sat. 1 p.m.

(8974)

TELETEX, TV SPARES & TEST EQUIPMENT, Teletext adaptors. Latest external unit kit incl. Mullard Decoder 6101VML and infrared remote control £238, P&P £2.80 (further details on request). Also Mk 1 external unit kit incl. Texas XM11 decoder and cable remote control, special offer price £158, P&P £2.80. Both kits incl. UHF modulator, and plug into TV set aerial socket. SPECIAL OFFER TEXAS XM11 Decoder, new and tested, limited quantity at 1/2 price, £60 P&P £1.40. NEW SAW FILTER IF AMP PLUS TUNER (complete & tested for sound & vision), £28.50 P&P £1.20. COLOUR BAR & CROSS HATCH GENERATOR KIT (MK4) PAL, UHF aerial input type, eight vertical colour bars. R-Y, B-Y, grey scale, etc. P/B controls £35. Batt holders £1.50 or stab. mains power supply kit £4.80, deluxe case £5.20 or alum case £2.90, P&P £1.40. built & tested on deluxe case (battery) £58, (mains) £70, P&P £1.60. CROSS HATCH KIT UHF aerial input type also gives peak white & black levels, batt. op. £11, P&P 45p. Add-on GREY SCALE KIT £2.90, P&P 35p. Deluxe case £5.20. UHF SIGNAL STRENGTH METER KIT £17.50. Alum. case £1.80. Deluxe case £5.20, P&P £1.40. CRT TEST & REACTIVATOR KIT for colour & mono £24.40, P&P £1.80. COLOUR PANELS, large selection of surplus & tested panels for popular makes (part-ex in shop). TV SOUND IF TRANSTD. Tested, £6.80, P&P 85p. VARICAP UHF TUNERS. Mullard U321 £6.80. ELC1043/06 £6.80. ELC1043/05 £5.50. G.I. £3.50. Salv. (asstd) £1.50, P&P 60p. Varicap UHF/VHF ELC2000S £8.50. Bush (dual) £7.50, P&P 70p. TOUCH TUNE CONTROL UNITS. Bush (6 pos.) £4.50, P&P 80p. VARICAP CONTROL UNITS 3 pos. £1.20, 4 pos. £1.50, 5 pos. £1.80, 6 pos. £1.80, P&P 45p. UHF transtd. Tuners, 4 pos. or 6 pos. push button £4.20, P&P £1.40. (Special types available on request). Large selection of LOPTS, Trippers, Scancoils, Mains Droppers, and other spares for popular makes of colour and mono receivers. MANOR SUPPLIES, 172 WEST END LANE, WEST HAMPTSTEAD, LONDON N.W. 6. SHOP PREMISES. Tel: 01-794 8751, 794 7346. Near W. Hampstead Jubilee Tube & Brit. Rail N. London (Richmond-Broad St.) and St. Pancras-Bedford. Buses 28, 159. Callers welcome. Thousands of additional items not normally advertised available at shop premises. Open all week incl. Saturday (Thursday half day). MAIL ORDER: 64 GOLDERS MANOR DRIVE, LONDON NW11 9HT. PLEASE ADD 15% VAT to all prices. (60)

BRIDGES, Waveform/transistor analysers, Calibrators. Standards, Multivoltmeters, Oscilloscopes. Recorders. Signal Generators. 040-376236. (8250)

SITUATIONS VACANT

TRAINEE RADIO OFFICERS

First-class, secure career opportunities.

A number of vacancies will be available from Autumn 1982 for suitable qualified candidates to be appointed as Trainee Radio Officers.

If your trade or training involves Radio Operating, you qualify to be considered for a Radio Officer post with the Composite Signals Organisation.

Candidates must have had at least 2 years' radio operating experience or hold a PMG, MPT or MRGC certificate, or expect to obtain this shortly.

On successful completion of between 36 and 42 weeks specialist training, promotion will occur to the Radio Officer grade.

Registered disabled people may be considered.

SALARY AND PROSPECTS

TRAINEE RADIO OFFICER £4159 at 19 to £4897 at 25 and over. On promotion to **RADIO OFFICER**, £5698 at 19 to £7407 at 25 and over. Then by four annual increments to £10034 inclusive of shift working and Saturday and Sunday elements. Salaries reviewed annually.

For full details please contact our Recruitment Officer on Cheltenham (0242) 21491, Ext. 2269, or write to her at:

Recruitment Officer, Government Communications Headquarters, Oakley, Priors Road, Cheltenham, Gloucestershire GL52 5AJ

(666)

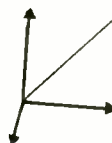


ARTICLES FOR SALE

QUARTZ CRYSTALS

- HIGH STABILITY GOLD ELECTRODES
- COLD WELD UNITS
- GUARANTEED 7-DAY SERVICE AVAILABLE
- ANY FREQUENCY 1MHz-70MHz

ALSO
200KHZ-70MHZ
CLOCK CRYSTAL
OSCILLATORS TTL
COMPATIBLE DIP PACKAGE



McKNIGHT CRYSTAL CO. LTD.
HARDLEY INDUSTRIAL ESTATE
HYTHE, SOUTHAMPTON SO4 6ZY

HYTHE (0703) 848961
TELEX: 47506 - CRYSTL G

(1407)

TO MANUFACTURERS, WHOLESALERS BULK BUYERS, ETC.

LARGE QUANTITIES OF RADIO, TV AND ELECTRONIC COMPONENTS FOR DISPOSAL

SEMICONDUCTORS, all types, INTEGRATED CIRCUITS, TRANSISTORS, DIODES, RECTIFIERS, THYRISTORS, etc. RESISTORS, C/F, M/F, W/W, etc. CAPACITORS, SILVER MICA, POLYSTYRENE, C280, C296, DISC CERAMICS, PLATE CERAMICS, etc.

ELECTROLYTIC CONDENSERS, SPEAKERS, CONNECTING WIRE, CABLES, SCREENED WIRE, SCREWS, NUTS, CHOKES, TRANSFORMERS, etc.

ALL AT KNOCKOUT PRICES - Come and pay us a visit ALADDIN'S CAVE

TELEPHONE: 445 0749/445 2713

BROADFIELDS & MAYCO DISPOSALS
21 Lodge Lane, North Finchley, London, N.12
(5 minutes from Tally Ho Corner)

(9451)

ARTICLES FOR SALE

AIRMED 248A Wave Analyser	£75
PARAMETRON 477 Spectrum Analyser	£650
H-P 851B Spectrum Analyser	£2500
R & S FNA Audio Spectrograph	£70
B & K 3316 Audio Spectrometer & Level Recorder	£950
Attenuators H-P, Marconi, Philco, from	£30
Bridges Marconi, Wayne Kerr, from	£175
Counter/Timers H-P, Marconi, Rascal, from	£130
RACAL 409 Modulation Meter	£250
RADIOMETER BKF.6 Distortion Meter	£120
TEKTRONIX 130 L & C Meter	£75
TELEQUIPMENT D.43 Dual Beam Oscilloscope	£125
TELEQUIPMENT S54 Single Beam Oscilloscope	£80
Ideal for Christmas Present	
TEKTRONIX 564 Storage Oscilloscope	£350
MARCONI 2950/5 Mobile Test Set	£1550
ADVANCE HIE Oscillator	£75
MARCONI TF.144/4 A.M. Signal Generator	£350
MARCONI TF.109 Sweep Generator	£100
PROSSER A100/A340 Wave Form Generator	£500
TEKTRONIX 109 Pulse Generator	£300
MARCONI TF.1101 R-C Oscillators	£75
MARCONI TF.801D/8 Signal Generator	£95
TELESEC 2 Pen Flat Bed Recorder	£275
RIKIDENI R.34.3 Pen Recorder	£350
RANK 1208/2 Insulation & Pulsed Flash Tester	£500
BARNET Dead Weight Tester c/w Weights	£500
I.C. Ultrasonic Cleaner	£2750 o.n.o.

Send S.A.E. for list to:

MARTIN ASSOCIATES

'PARTHIA', BECKHAMPTON
NEAR MARLBOROUGH, WILTS
TEL: AVEBURY (067-23) 219

(1384)

TIME WRONG?

MSF CLOCK is ALWAYS CORRECT - never gains or loses, SELF SETTING at switch-on, 8 digits show Date, Hours, Minutes and Seconds, auto GMT/BST and leap year, parallel BCD and audio outputs, receives Rugby 60KHz atomic time signals, built-in antenna, 1000Kw range, RIGHT TIME, £62.80.

ANTENNA FAULT? Check FAST with an Antenna Noise Bridge, MEASURE resonance 1-150MHz and radiation or rf coil resistance 2-1000 ohms, £15.70.

Each fun-to-build kit includes all parts, printed circuit, case, postage, etc. money back assurance so GET yours NOW.

CAMBRIDGE KITS, 45 (WA) Old School Lane, Milton, Cambridge.

(1421)

BOX NOs.

Box number replies should be addressed to

Box No
c/o Wireless World
Quadrant House
The Quadrant
Sutton
Surrey SM2 5AS

MEMORIES - WHY PAY MORE FOR BRAND-NEW FULL SPEC, GUARANTEED COMPONENTS? 2716s (5v) £2.50 each, £9.25 four and up. NOTE - VAT inclusive prices. Enquire re other components, eg IN4148s 50 for £1.25, 100 for £2. You know you'll need them. P&P also included except plus 20p order under £5, please. **WESSEX COMPONENTS, 17 Crimpstead Lane, Winchester SO23 9SF.** (1433)

PRINTED CIRCUITS. Make your own simply, cheaply and quickly. Golden Fotolac Light Sensitive Laquer - now greatly improved and very much faster. Aerosol cans with full instructions, £2.25. Developer 35p. Ferric Chloride 55p. Clear Acetate sheet for master 14p. Copper-clad Fibreglass Board approx. 1mm thick £1.75 sq. ft. Post Packing 60p. White House Electronics, Castle Drive, Praa Sands, Penzance, Cornwall. (714)

OSCILLOSCOPES signal generators DVMs, analysers, etc, for sale. Real savings on new cost. Cost also paid for good test equipment. Tel. Ware 871430. (1382)

FOR all your bead tantalum capacitor requirements, from .1uF to 470uF, see our advertisement on page 110. CHJ Supplies. (1436)

IONISER KIT

(MAINS OPERATED)

This negative ion generator gives you the power to saturate your home or office with millions of refreshing ions. Without fans or moving parts it puts out a pleasant breeze. A pure flow of ions pours out like water from a fountain, filling your room. The result? Your air feels fresh, pure, crisp and wonderfully refreshing.

All parts, PCB and full instructions..... £12.50
A suitable case including front panel, neon switch, etc..... £10.50

Hours: Mon. to Fri. 9 a.m.-5 p.m. Sat. 9 a.m.-4.30 p.m.

Price includes post and VAT. Barclaycard/Access welcome

T. POWELL

ADVANCE WORKS, 44 WALLACE ROAD, LONDON N1. TEL: 01-226 1489

(1358)

WAYNE KERR COMPONENT METER B424 with LIMITS UNIT LU4 HIGH VOLTAGE PLESSEY CAPACITORS 0.0027 mfd. 12 KV D.C. + 12 KV PEAK 60 to 10,000 C.S 10 amps R.M.S. at 525 - 1605 khz 5 amps R.M.S. at 1050-3210 khz. 50 KV D.C. Test. Eddystone and MARCONI MARINE RECEIVERS AND OTHERS FOR CALLERS. MANY ONE-OFF BARGAINS. AVO MODEL 7 PANCLIMATIC. £48 INCLUSIVE P&P. COMPLETE C.B. SERVICE LEGAL SETS AND ACCESSORIES ONLY. - G.W.M. RADIO LIMITED, 40 42 Portland Road, Worthing, Sussex. Tel: 0903 34897. (1418)

WIRELESS WORLD 280 COMPUTER complete with Mk III monitor, graphics, 4K both RAM & ROM handbooks, etc, £300. R216 VHF receiver, ex. cond., £110. - Call Ken Anderson, Weymouth 70126. (1417)

NO MORE WAITING! Instant integration rate and frequency meters accurately update a 3-digit LCD readout at every positive signal transition. Designed for low frequency measurements - crystal controlled accuracy. Modules available: 30-600 pulses per min or RPM: 250-5,000 RPM; 0.5-9.9 Hz; 4-80 Hz; 30-600 Hz, £37.95 inclusive. SAE details. Phase Engineering, 14 Melville Avenue, Greenford, Middlesex. (1441)

WIRELESS WORLD Z80 computer complete with Mk III monitor, graphics, 4K both RAM & ROM handbooks, etc, £300. R216 VHF receiver, ex condition, £110. Call Ken Anderson, Weymouth 70126. (1417)

THE SCIENTIFIC WIRE COMPANY

P O Box 30, London, E 4
01-531 1568

ENAMELLED COPPER WIRE

SWG	1lb	8oz	4oz	2oz
8 to 29	2.78	1.50	0.80	0.60
30 to 34	3.20	1.80	0.90	0.70
35 to 39	3.40	2.00	1.10	0.80
40 to 43	4.75	2.60	2.00	1.42
44 to 47	8.37	5.32	3.19	2.50
48 to 49	15.96	9.58	6.38	3.88

SILVER-PLATED COPPER WIRE

14 to 30	6.50	3.75	2.20	1.40
----------	------	------	------	------

TINNED COPPER WIRE

14 to 30	3.85	2.36	1.34	0.90
----------	------	------	------	------

Prices include P & P. VAT and Wire Data Orders under £2 please add 20p SAE for List. Dealer enquiries welcome

SURPLUS STOCK

Omron Relays, Crouzet Timing Motors, Crouzet Micro Switches, Bulgin Lep and Panel Lampholders, Transformers -

S.A.E. for list
Mr. P. Givens
c/o R. G. MITCHELL LTD.
HEATH ROAD, SKEGNESS, Lincs.
TEL: 0754 67373 (1285)

ARTICLES FOR SALE

HAVE YOU SEEN THE GREEN CAT?

1000s of components, audio, radio, electronic, C.B., everything electronic for the constructor and the trade, at unbelievably low prices. Includes many industrial items. Special discounts to the trade and public. SEND 99p for GREEN CAT and receive sample component parcel worth £3 plus FREE RECORD SPEED INDICATOR. Send £1.75 for parcel worth £5. Send £2.50 for parcel worth £8. Send £5 for parcel worth £20 or send £10 for parcel worth over £50. Money back if not delighted. State whether trade or retail.

NEW RETAIL PREMISES now open at 12 Harper Street, Leeds LS2 4EA. Next to UNION JACK clothing store. Open 9 till 5 weekdays and Sats. Callers welcome.

INSTANT CASH

Top prices paid for most electronic components and equipment, accessories, test equipment, valves, receivers, etc. We buy anything electronic. Send samples/details and an offer will be made by return.


MYERS

Dept. WW, 12 Harper Street
LEEDS LS2 4EA
Tel: 452045

(1349)

INVERTERS

High quality DC-AC Also "no break" (2ms) static switch, 19" rack. Auto Charger.



COMPUTER POWER SYSTEMS

Interport Mains-Store Ltd.
POB 51, London W11 3BZ
Tel: 01-727 7042 or 0225 310916

(9101)

PRINTED CIRCUITS. Prototype/Small quantity service. Fully drilled boards from same size film artwork. 3-7 day turnaround. PCB layouts/Graphic artwork. Sticker printing. Quotations submit copy masters or roughs. G. N. Slee (WW), 78 Derry Grove, Thurnscoe, ROTHERHAM (895265), South Yorkshire S63 0TP. (1446)

ARTICLES WANTED

Second Hand Toroidal Winding and Taping Machines wanted. Must be in Good Condition.

R. P. PRODUCTS
(ELECTRICAL ENGINEERS) LTD.
1-3 WAKEFIELD ROAD
DRIGHLINGTON
BRADFORD
W. YORKSHIRE
TEL: 0532 852629

WANTED

Test equipment receivers, valves, transmitters, components, cable and electronic scrap, any quantity Prompt service and cash. Member of A.R.R.A.

M & B RADIO
86 Bishopsgate Street
Leeds LS1 4BB
0532-35649

LARGE PURCHASE OF RACAL EQUIPMENT

RACAL COMMUNICATIONS RECEIVERS
500kc/s-30mc/s in 30 bands, 1mhz wide. RA17L E175. RA17C18 E175. RA17E E225. RA217 + Speaker Amplifier (RA317) E380. All receivers are in test and calibrated in our workshop, supplied with full manual, dust cover, in fair used condition (a few sets available as new at £75 extra), new black metal louvered cases for above sets, £25 each. **SIDE BAND CONVERTERS, RA63 E50. RA98A SSB-USB, new and boxed, E75. RA980 E75. RA218 SSB-USB and line tune for RA17 E50. TRANSMITTER DRIVER UNIT MA75 1.5mc/s-30mc/s, SSB, ISB, DSB, FSK, CW, £150. AERIAL TUNING UNIT and protection unit MA197B E50. DECADE FREQUENCY GENERATORS MA350B (solid state synthesiser for MA79 or RA117, RA217, RA1217, E175. MA250, 1.5mc/s to 30mc/s, E150. MA1350 500kc/s to 30mc/s, synthesiser for RA17 receiver, E175. MA2596 precision frequency standard, 5mc/s, 1mc/s, 100khz, E250. RA70 and PV70 frequency shift converter, E50. DIVERSITY UNIT MA18B, new and boxed, contains product detector for SSB and BFO, E25. L.F. CONVERTER RA137 E75. RACAL SPARES, new and boxed, RA17 chassis, £20. 1F Strip E15. Calibrator E2. Most above supplied with full manuals. TA184 TRANSMITTER 10w, 2-30mhz, complete with MA228 EXCITER Tuning Unit, £600-£1,000. ISB, SSB, DSB, FSK, CW. GRANGER BALUN TRANSFORMERS, 7.5kw-30kw, 2 mc/s-32mc/s, 600 ohms-50 ohms or 75 ohms. OSCILLOSCOPES, COSSOR CDU150 E175 with manual. HP Oscilloscope 122AR, E50. AIRMCC Racal display Oscilloscope 383, E100. SOLARTRON CD1016 E50. CD1014.2 E50. TEKTRONIX OJAL BEAM OSCILLOSCOPES, main frames, 502, E40. 536 E50. 543 E60. 545A E70. RM545B E80. 551 E75. 555 E85. 661 E85. PLUG-IN UNITS, B-D-E-G-H-K all at E15. L E20. P E25. CA E25. M-R-Z E50. 1A1 E120. 1A2 E80. 1A4 E100. Tektronix Oscilloscope Trolleys, E20. All above scopes and plug-ins have been tested, in fair working order and condition. Tektronix 113 delay cable E50. EXTEL TRANSTEL MATRIX PRINTERS, 5-level baud code, accepts speeds up to 300 bauds, supplied set to 50 and 75 bauds switched, tested with manual, E165. HP Sig Gen 606A 50kc/s, E50. Airmec Sig Gen 201A, 30kc/s, 20mc/s, E50. Motorola Frequency Standard 1011, 1mc/s, 100kc/s, E250. Marconi Sig Gen TF1060 450mc/s, 1200mc/s, E100. TF1060/3, 470mc/s, 950mc/s, FM and AM, E150. TF801D/SS, 10mc/s to 485mc/s, E100. HP Transfer Oscillator 540B, E35. HP Wave Analyser 302A, E30. Marconi Sig Gen TF144H/S, 10kc/s, 72mc/s, E130. Airmec Oscillator 304 50kc/s, 100mc/s, E40. Marconi TF2600 Valve Volt Meter, E40. Pollard Sig Gen 3g/s to 4.6g/s, E40. Airmec UHF Watt Meter, E30. Tracor VLF Tracking Receiver Model 599, E200. Cossor Cable Test Set CME 110A, E85 or 333 E150. Marconi TF2370 Spectrum Analyser E550. All items are bought direct from HM Government being surplus equipment. Price is ex works S.A.E. for all enquiries. Phone for appointment for demonstration of any item. **JOHNS RADIO, Whitehall Works, 84 Whitehall Road East, Birkenshaw, Bradford BD11 2ER. Tel: Bradford (0274) 684007, (9.30 a.m. to 1 p.m.)** (848)**

Dayville Services Limited

A complete P.C.B. service offered. We will work from your circuit diagram and produce the finished board.

Any type of board manufactured including double-sided and P.T.H. Legend and solder resist available if required.

Our rates are very competitive and we offer a FREE collection and delivery service on orders above £200. Turnaround can be as little as three days.

Telephone Colchester (0206) 71000/70699 with your P.C.B. requirements and we will be happy to oblige.

(1429)

Quartz Crystal Units
ACCURATE RELIABLE
Private enquiries send 13p in stamps for brochure
THE QUARTZ CRYSTAL CO. LTD.
Q.C.C. WORKS, WELLINGTON CRESCENT,
NEW MALDEN, SURREY 01-942 0334 & 2985.
(8495)

TEST EQUIPMENT. FFT ANALYSER: 30 ms, 512 channel, PDP8 interface, £1,500. **TEKTRONIX 5024A** Oscilloscope, £900. **OS100 ADVANCE** Oscilloscopes, £120. **TELEQUIPMENT D54** Dual Beam Oscilloscope, £120. **40 AMP HEWLETT PACKARD 5V PSU**, £80. **AVOMETER**, £30. **ADVANCE DIGITAL MULTIMETER**, £40. **COUNTER TIMER (RCS)**, 32Mhz, £70. **WAVEFORM GRABBER (256 points)**, £200. Excellent PSUs 12, 15V, £30. **FULLY FUNCTIONING COMPUTER EQUIPMENT.** PDPSA 4K, £400. PDP8E 24K, RK8E Disc, dual DECTAPE, LA30 DECW RITER, EAU, £2,500. Z80 computer board with 64K memory; P10; CTC; PROM programmer, £400. S100 computer boards: COMPUTALKER, CUTS. Video interface, £50. BRYANTS 21,000 X-y plotter, £200. Graphpen, £100. Jacob Anderson Cassette drives, £150. **SYNTHESISERS:** EMS AKS, £500. Polysynth, £450. Large vocoder, £2,500. Synth: 100, £5,000. Write or telephone: Verney, Meadow House, Swaffham Prior, Cambridge. Tel: 0638 742004. (1431)

SERVICES

CIRCOLEC

THE COMPLETE ELECTRONIC SERVICE

Artwork, Circuit Design, PCB Assembly, Test & Repair Service, Q.A. Consultancy, Prototypes, Final Assembly.

Quality workmanship by professionals at economic prices.

Please telephone 01-767 1233 for advice or further details.

1 FRANCISCAN ROAD
TOOTING, LONDON SW17

(1391)

FACILITIES AVAILABLE

- ★ Circuit Design & Development
Digital and Analogue
- ★ Artwork Layout
Free prototype bd. (non PTH)
Supplied with orders over £100.
- ★ Board Manufacture
Prototype to semi-production.
- ★ Wiring & Assembly
PCB assembly, wiring and cable forming.
- ★ Test
Full test facilities available.
- ★ Copper Clad Board
D/S fibreglass 1000 Sq inches of assorted useful sizes. £6.00 inc. post.

One or all services available, no order too small. Please telephone Chelmsford 357935 or write to H.C.R., 1 Banskide, off New Street, Chelmsford, Essex.



(1169)

PRINTED CIRCUIT ARTWORK

Designed direct from circuit diagrams, all types of artwork produced, also conventional printed circuit boards manufactured.

MAYLAND P.C.B. CO. LTD.

4 The Drive, Maylandsea
Nr. Chelmsford, Essex
Tel: 0621-741 560 (1394)

30,000 SERVICE SHEETS IN STOCK COLOUR MANUALS ALSO AVAILABLE

TV Monos, Radios £1.25; Tuners £1.25; Tape Recorders, Record Players, Transistors from £1.25; Car Radios, Stereograms, Radiograms from £2. Except Colour TV Circuits from £2. State if circuit will do, if sheets are not in stock. All TV sheets are full length 24x12", not in Bits & Pieces. All other Data full lengths. Free Fault Finding Chart or TV Catalogue with order. Crossed P.O.s returned, if sheets not in stock. S.A.E. please. Please quote advert number with order.

C. CARANNA
71 Beaufort Park, London NW11 6BX
01-458 4682 (Mail Order) (1325)

PRINTED CIRCUIT MANUFACTURE.

Very fast, reliable service. Lowest prices. Prototypes welcome. Inhouse photography. Phen 0674-573 for instant quote or write to AKTRONICS Ltd., 42/44 Ford Street, Moretonhampstead, Devon. (9857)

SMALL BATCH PCBs produced from your artwork.

Also **DIALS, PANELS, LABELS, CAMERA** work undertaken. **FAST TURN-AROUND.** - Details: Winston Promotions, 3 Hatton Place, London EC1N 9RV. Tel: 01-405 4127/0960. (9794)

TURN YOUR SURPLUS

Capacitors, transistors, etc. into cash. Contact COLES-HARDING & Co., 103 South Brink, Wisbech, Cambs. 0945-4188. Immediate settlement. We also welcome the opportunity to quote for complete factory clearance. (9509)

DESIGN AND DEVELOPMENT.

ANALOGUE, DIGITAL, RF AND MICROWAVE CIRCUIT AND SYSTEM DESIGN. Also PCB design, mechanical design and prototype small batch production. - Adenmore Limited, Unit 103 Liscombe, Bracknell, Berks. Tel: Bracknell 52023. (656)

DESIGN SERVICE.

Electronic Design Development and Production Service available in Digital and Analogue Instruments, RF Transmitters and Receivers for control of any function at any range. Telemetry, Video Transmitters and Monitors, Motorised Pan and Tilt Heads, etc. Suppliers to the Industry for 16 years. - Phone or write Mr Falkner, R.C.S. Electronics, 6 Wolsey Road, Ashford, Middlesex. Phone Ashford 53661. (8341)

SANGTRONIC LTD

SUB-CONTRACT ENGINEERS

We specialise in PCB Assy, Unit Assy, Cable harnessing, Testing etc.,

ALSO

We supply B.I.C.C. Equipment Cable, Plain or Colour Coded to customers requirement and Passive Components. For further details please ring Mr Avtar on: 02812-2851/2. (1353)

Buyers and Disposal Officers

(please note)
COOKE INTERNATIONAL SERVICES are Wholesalers and Factors of Surplus Test Equipment and Components. Buying or selling contact:

COOKE INTERNATIONAL SERVICES

Ramilla House
Ancton Lane, Middleton-on-Sea
Bognor Regis, Sussex PO22 6NJ
Telephone: 024-369 2849

BOARDRAVEN LTD.

PRINTED CIRCUIT BOARDS

Manufactured to your specifications. Single/double sided. Very speedy deliveries on prototypes and quantity. Master layouts if required. Contact: J. K. Harrison, Carnaby Industrial Estate, Bridlington, North Humberside YO15 3QY. Tel: (0262) 78788. (1168)

P.C.B. MANUFACTURE AND ASSEMBLY

Wave Soldering and inspection. High-quality PCBs from your artwork, Prototype design. Artwork from your circuit. Plate through hole PCBs. Silk screen resist and legend. Fast turn around.

Endean Communications Services Ltd.
Baileys Mill, The Cliff, Matlock, Derbyshire (0629) 4929. Tlx. 378267 ECS G. (849)

ELECTRONIC DESIGN and production including R.F. transmitters and receivers, for video, telemetry and control.

18 years of experience in most fields. Contact Mr Falkner, R.C.S. Electronics, Wolsey Road, Ashford, Middlesex. Phone Ashford (Mx) 53661. (1432)

SHEET METAL WORK, fine or general front panels chassis, covers, boxes, prototypes, 1 off or batch work, fast turnaround.

- 01-449 2695. M. Gear Ltd., 179A Victoria Road, New Barnet, Herts. (812)

PHONE YOUR CLASSIFIEDS TO OPHELIA SMITH ON 01-661 3033

TELEVISION SOUND TUNER

for hi-fi reproduction and the hard of hearing

Get the best from television programmes by connecting the MINIM TELEVISION SOUND TUNER through your hi-fi system or listening directly on headphones. Suddenly music, wildlife and even the news comes to life.

Particularly useful for the HARD-OF-HEARING enabling them to listen at a high volume without disturbing others.

Please send me further information on Minim Audio Products
Ambisonic Decoders/Weekly Programmable/Daily Timers

Name

Address

..... WW1



MiniM

make a note
of our name!

Minim Audio Limited, Lent Rise Road, Burnham
Slough SL1 7NY. Tel: Burnham 63724

WW - 035 FOR FURTHER DETAILS

INDEX TO ADVERTISERS JANUARY

Appointments Vacant Advertisements appear on pages 114-127

PAGE	PAGE	PAGE
Acoustical Mfg Co Ltd 3	GAS Electronics 8	Path Electronics Services 101
Adcola Products Ltd 9	Global Specialities Corp (UK) Ltd 27	PM Components Ltd 104, 105
Airwaves Electronics 110	GP Industrial Electronics Ltd 70	Powertran Electronics 99
Ambit International 16	Hall Electric Ltd 2	Precision Instrument Laboratories 98
Analogue Associates 19	Happy Memories 88	P&R Computershop 112
Andis Components Ltd 112	Harris Electronics (London) Ltd 12	Racal Recorders Ltd 69
Anglia Components 16	Harrison Brothers 98	Radio Component Specialities 111
Antex (Electronics) Ltd cover iii	Hart Electronic Kits Ltd 90	RST Valve 100
Audio Electronics 20, 21, 24	Harwin Engineers SA 17	Safgan Electronics Ltd 17
Avel Lindberg 89	Henry's Radio 93, 96, 101, 103	Sagin, M. R. 97
Bamber, B., Electronics 93, 98	ILP Electronics Ltd 95, 97, 99, 101, 103	Sandwell Plant Ltd 107
Barrie Electronics Ltd 89	ILP Transformers Ltd 93	Scopex Instruments 113
Black Star Ltd 18	IMO Precision Controls Ltd 13	Sharp Electronics (UK) Ltd 55
Broadfields and Mayco 84	Industrial and Trade Fairs Ltd 19	Shure Electronics Ltd 28
Butterworth & Co. (Publishers) Ltd 104	Interface Quartz Devices Ltd 17	Sinclair Research Ltd 14, 15
Carston Electronics Ltd 11	Intergrex Ltd 10	South Midlands Communications Ltd 102
Catronics Ltd 26	Irvine Business Systems 94	Special Products Distributors Ltd 26
Cavern Electronics 103	Keithley Instruments Ltd 23	S&R Amplification 84
Chiltmead Ltd 94	Kelsey Acoustics Ltd 97	Strumtech Engineering 18, 110
CHJ Supplies 112	Langrex Supplies Ltd 100	Superssem Plymouth 95
CIL 102	Light Soldering Development 83	Surrey Electronics 97
Cintec Ltd 25	Lion TV 110	Technomatic Ltd 91
Clark Masts Ltd 12	Microbyte Ltd 84	Tektronix UK Ltd cover ii
Clef Products (Electronics) Ltd 88	Micro Times 92	Teloman Products Ltd cover iv
Colomor Electronics Ltd 88	Midwich Computer Co. Ltd 9	Tempus 83
CT Electronics (Acton) Ltd 108, 109	Millward, G. F., Electronic Components Ltd 84	Thurnall (Electronic) Eng. 107
Danavox (Gt Britain) Ltd 85	Minim Audio Ltd 128	Titan Transformers and Components 90, 94
Darom Supplies 88	Monolith Electronics 106	Valradio Ltd 95
Dial Industry 92	Mura 22	Vesco Electrics 106
Disk Offer 102	Northern Electronics 12	Vincelord Ltd 99
Display Electronics 56	Nova Products 103	Voice Microsystems 22
DSN Marketing 107	Olson Electronics Ltd 22	Wessex Microcomputers 104
EA Electronics 24	Olympic Transformers 112	West Hyde Development Ltd 106
Elan Digital Systems Ltd 107	Orion Scientific Products Ltd 12	Wilmslow Audio 16
Electronic Brokers Ltd 4, 5, 6, 7		Zaerix Electronics Ltd 26
Electrovalue Ltd 92		
Electrovalue Ltd 101		
Electrovalue Ltd 101		
Faircrest Engineering Ltd 93		
Fieldtech Heathrow Ltd 24		
Flight Electronics 86, 87		
Fylde Electronic Laboratories Ltd 18		

OVERSEAS ADVERTISEMENT

AGENTS:

France & Belgium: Norbert Hellin, 50 Rue de Chemin Veat, F-9100, Boulogne, Paris.

Hungary: Mrs Edit, Bajusz, Hungexpo Advertising Agency, Budapest XIV, Varosliget.
Telephone: 225 008 - Telex: Budapest 22-4525
INTFOIRE

Italy: Sig C. Epis, Etas-Kompass, S.p.a. - Servizio Estero, Via Mantegna 6, 20154 Milan.
Telephone: 347051 - Telex: 37342 Kompass.

Japan: Mr. Inatsuki, Trade Media - IBPA (Japan), B.212, Azabu Heights, 1-5-10 Roppongi, Minato-ku, Tokyo 106.
Telephone: (03) 585 0581.

United States of America: Ray Barnes, IPC Business Press, 205 East 42nd Street, New York, NY 10017 - Telephone: (212) 867-2080. Telex: 238327.
Mr Jack Farley Jnr., The Farley Co., Suite 1584, 35 East Walker Drive, Chicago, Illinois 60601 - Telephone: (312) 63074.

Mr Victor A. Jauch, Elmatex International, P.O. Box 34607, Los Angeles, Calif. 90034, USA - Telephone (213) 821-8581 - Telex: 18-1059.

Mr Jack Mentel, The Farley Co., Suite 650, Ranna Building, Cleveland, Ohio 4415 - Telephone: (216) 621 1919.
Mr Ray Rickles, Ray Rickles & Co., P.O. Box 2028, Miami Beach, Florida 33140 - Telephone (305) 532 7301.
Mr Tim Parks, Ray Rickles & Co., 3116 Maple Drive N.E., Atlanta, Georgia 30305. Telephone: (404) 237 7432.
Mike Loughlin, IPC Business Press, 15055, Memorial Ste 119, Houston, Texas 77079 - Telephone (713) 783 8673.

Canada: Mr Colin H. MacCulloch, International Advertising Consultants Ltd., 915 Carlton Tower, 2 Carlton Street, Toronto 2 - Telephone (416) 364 2269.
* Also subscription agents.

YOU'RE LOOKING AT 31 ANTEX SOLDERING IRONS!

The secret is in the range of bits for each model, from 19mm down to 0.5mm! No screws to seize up — push-on bits which cover the elements to save time and energy.

The new range of Antex irons come with or without safety plugs fitted. They are tougher than ever, and about twice as efficient as conventional designs.

Specify low wattage, low leakage Antex Irons now.



WW-002 FOR FURTHER DETAILS

Our products are widely distributed by wholesalers and retailers throughout the UK. Please try your local dealer. Please send literature and price list to:

Made in England


ANTEX (Electronics) Ltd.
Mayflower House, Plymouth, Devon.
Tel: (0752) 667377/8 Telex: 45296

Name Address

Telephone

WW 1

Some of the **TELOMAN** PRODUCTS RANGE



SIZE TL100 19"x 14"x 6"

TL99 17"x 12" x 6" £39.90

THE TL100 HAS BEEN DESIGNED FOR THE PROFESSIONAL ELECTRONICS, TV OR INSTRUMENT TECHNICIAN WHO NEEDS TO CARRY A LARGE NUMBER OF SPECIALIST TOOLS. CONSTRUCTED FROM HARD WEARING ABS WITH STRONG ALUMINIUM FRAMES, TWIN HANDLES AND TOGGLE LOCKS. A MOULDED TRAY IN THE BASE, A COMPREHENSIVE 2 SIDED TOOL PALLET THAT IS REVERSIBLE WITH SPACE FOR OVER 40 TOOLS. THERE IS SPACE FOR DOCUMENTS AND A HEAT SINK FOR A HOT SOLDERING IRON TO PREVENT ANY DAMAGE BEING CAUSED. ALSO AVAILABLE IS THE TL99 WHICH IS A SMALLER VERSION OF THE TL100.

TLW4 TOOLWALLET MEASURES 11"x14"x2½" WHEN CLOSED. MADE FROM REINFORCED PVC WITH A HEAVY DUTY INDUSTRIAL ZIP.

- *DISCOUNT STRUCTURE FOR MULTIPLE USERS ONLY
- *CUSTOM MADE TOOL PALLETS (ONLY FOR LONG RUNS)
- TOOLS WILL BE REQUIRED FOR MEASURING BUT WILL BE RETURNED.

Mail Order

Please send

Enclosed my cheque £

Name TL 100/ TL99 P&P £2.60 extra!

Company

Address



Tools NOT included. British made. Money back guarantee. Allow 7-21 days for delivery.

TOOL PALLET FOR SPANNERS (PRICES ON APPLICATION)



TOOLROLL £8.95 inc. VAT P&P £1.00
MEASURES 23"x13" WHEN OPEN. MADE FROM PVC. IT CAN HOLD UP TO 30 TOOLS AND HAS 3 POCKETS.



SALES PRESENTERS £7.48 inc. VAT P&P £1.50
IT CONTAINS 3 DOCUMENT POCKETS 4 RING BINDER BOARD CLIP WITH QUICK RELEASE. SIZE A4



TLW4

Teloman Products Ltd
' Wychwood ' 2 Abbots Ripton Rd, Sapley, Cambs. PE17 2LA
Tel: (0480) 65534